



Here for Good

Community Foundation
for Monterey County

FINANCIAL STATEMENT

For the Two Months Ended February 28, 2023

**COMMUNITY FOUNDATION FOR MONTEREY COUNTY
FINANCIAL REPORTS
For the Two Months Ended February 28, 2023**

TABLE OF CONTENTS

Section I – Financial Reports	Page(s)
Notes to Financial Statements	1 - 3
Statement of Financial Position	4 - 5
Statement of Activities	6 - 7
Section II – Combined Operating Fund	
Comparisons of Actual to Budget - Operating Fund	8
Operating Cash on Hand	9
Section III – Fund Reports	
Investment Holdings - Long Term Fund Portfolio	10
Investment Performance Report - Long Term Fund Portfolio	11 - 13
Investment Holdings - Medium Term Fund Portfolio	14
Investment Performance Report - Medium Term Fund Portfolio	15 - 16
Investment Holdings - ESG Fund Portfolio	17
Investment Performance Report - ESG Fund Portfolio	18 - 19
Investment Holdings - DRIM Portfolio	20
Investment Performance Report - DRIM Portfolio	21
Gifts Received – Current Month	22 - 26
Grants Approved – Current Month	27 - 36

COMMUNITY FOUNDATION FOR MONTEREY COUNTY
NOTES TO THE FINANCIAL STATEMENTS
For the Two Months Ended February 28, 2023

Assets

Total Assets through 02/28/2023 are \$332,905,464 which reflects a 7.11% decrease since February 2022 and a .01% increase over December 2022. (p. 4)

Charitable Remainder Trusts (CRT) and Charitable Gift Annuities (CGA)

The CRT and CGA funds have been adjusted to reflect the activity and balances per Kaspick & Company and the third-party account balances as of December 31, 2022. (p. 4)

Realized and Unrealized Gains and Losses on Investments

Net year-to-date realized gains were \$889,995 and unrealized gains were \$6,793,277, for a total gain of \$7,683,272. (p. 7)

Operating Fund

February revenue ended well above the budgeted amount due to a \$100,000 anonymous donation to the operating fund. Workshop revenue was slightly higher than budgeted as in person events begin to see an increase in attendance. Revenue from interest was also much higher than budgeted. As interest revenue is earned on operating income held in the money market account, it will vary based on current rates received and fund balances. Over the course of 2023, this line is expected to continue at or above budgeted amounts. Given that the timing of gifts is unpredictable, this is not unusual. Overall, the fee revenue of \$235,096 was \$124,186 above the budgeted amount through February. This is expected to continue through March as fee revenue for the first quarter of 2023, based on December 31, 2022, fund balances, is expected to be higher than the budgeted amount based on market increases at year-end. (p. 8)

Salaries and benefits are below the budgeted amount for this month and will continue to be below budget. This is predominantly the result of a grant that is covering a portion of the salary for the Director of Community Initiatives and Partnerships related to the Health Literacy Program. In addition, there was one staff member on leave in January and most of February contributing to additional savings on salaries.

Other than two significant timing variances, administrative expenses are aligned to budget. Equipment and maintenance, as well as accounting and consultant services, are both below budget through February. These category variances are related to timing of payments for software support, audit, and database migration services. While accounting services is expected to align with the budgeted amount in March, it should be noted that computer maintenance and consulting services have the potential for significant timing variances for 2023 as the database migration project moves forward. As the timing of payments for the project are scheduled to occur with completion of project tasks, the current monthly budgeted amounts may require revision to better align to the project schedule or may show temporary variances throughout the year.

Unexpected repairs have been incurred due to the winter storms in Monterey County. Expenses exceeding budgeted amounts for repairs and maintenance and landscaping will continue through the first quarter. Some of the issues were the direct result of a power surge and reimbursement is expected from Pacific Gas & Electric (PG&E), however, the final cost of the repairs, and the estimate for

COMMUNITY FOUNDATION FOR MONTEREY COUNTY
NOTES TO THE FINANCIAL STATEMENTS
For the Two Months Ended February 28, 2023

the potential reimbursement, are not yet known. A variance is also seen through February on rent and utilities as a result of a coding error. This has been corrected and the expenditure lines will reflect alignment with the budgeted amount in March.

Donor development also experienced an overage compared to budget. This is related to the timing of the deposit for the Women's Fund Luncheon, which is returning as in person event, in May 2023, as well as a return of the Legacy Society Luncheon. Advertising & Promotion is over the budgeted amount, as well. Recent activity related to the Monterey County Storm Relief fund has contributed to the overage through February, however, staff is monitoring the expenditure line and expects it to stay within the overall budget for the year.

Overall, the operating expenditures are \$63,327 below budget for an operating deficit of \$559,994 compared to the budgeted deficit of \$747,507 before investment returns and other income. A net unrealized gain through February of \$9,747 on operating reserves held in the medium-term portfolio, offset by management fees of \$58, brings the operating deficit through February to \$550,305.

Note: The Expendable Operating Cash-on-Hand is at 7.8 months, excluding the operating reserve of \$500,000 and the building reserve of \$150,000. This projection includes significant operating expenditures related to the database migration project in the coming quarter. **(p. 9)**

Portfolio Performance

The market value of the Long-Term Fund portfolio at 02/28/2023 was \$267,691,247. The one-year Total Return for the Long-Term Endowment Portfolio was -7.3% compared to the Policy Index of -6.7% **(p. 10-13)**

The market value of the Medium-Term Fund portfolio at 02/28/2023 was \$10,464,903. The one-year Total Return for the Medium-Term Endowment Portfolio was -6.6% compared to the Policy Index of -7.6%. **(p. 14-16)**

The market value of the ESG Fund portfolio at 02/28/2023 was \$9,936,531. The one-year Total Return for the ESG Portfolio was -6.1% compared to the Policy Index of -6.9%. **(p. 17-19)**

The market value of the DRIM Fund portfolio at 02/28/2023 was \$2,637,866. At 01/31/2023, the one-year Total Return for the DRIM Portfolio was -0.3% compared to the Policy Index of -0.5% on a balance of \$2,682,786. Due to the timing of the DRIM reports, there is a one-month lag in the performance reporting. **(p. 20-21)**

Special Program Funds

Special Program Funds include Center for Nonprofit Excellence funded, in part, by the David and Lucile Packard Foundation; the Salinas Inclusive Economic Development Initiative, funded by the James Irvine Foundation; COVID-19 Collaborative support funded by the David and Lucile Packard Foundation; COVID-19 support funded by the Public Health Institute; and the Monterey County Gives annual campaign.

Total Special Program revenue was \$560,963 and total expenses were \$11,188,721, which includes grants in the amount of \$10,890,914 related to the 2022 Monterey County Gives campaign. **(p. 6-7)**

COMMUNITY FOUNDATION FOR MONTEREY COUNTY
NOTES TO THE FINANCIAL STATEMENTS
For the Two Months Ended February 28, 2023

Gifts, Pledges, Bequests, Future Funds Greater than \$25,000, and Grants

Total new contributions for the month were \$3,074,348. New contributions included: (p. 22-26)

County of Monterey - Auditor Controller	2/6/2023	174,446	COVID-19 Collaborative Community Health Workers
Anonymous	2/7/2023	100,000	Operating Fund
Haynes Charitable Foundation	2/9/2023	1,000,000	Haynes Charitable Foundation Fund
Tanimura Family Foundation	2/13/2023	100,000	Gonzales Community Center Capital Campaign
County of Monterey - Auditor Controller	2/13/2023	140,689	Community Health Literacy Program
Community Human Services	2/13/2023	400,000	Community Human Services Stewardship Fund
County of Monterey - Auditor Controller	2/17/2023	145,120	Community Health Literacy Program
Anonymous	2/21/2023	63,476	College Futures Monterey County Fund
County of Monterey - Auditor Controller	2/23/2023	174,446	COVID-19 Collaborative Community Health Workers
Conrad N. Hilton Foundation	2/23/2023	250,000	Monterey County Storm Relief Fund
Monterey Peninsula Foundation	2/24/2023	280,000	The Morse Foundation Stewardship Fund

Grants to agencies for the month totaling \$12,212,526 were approved and recorded. (p. 27-36)

COMMUNITY FOUNDATION FOR MONTEREY COUNTY
STATEMENT OF FINANCIAL POSITION
CONSOLIDATED - ALL FUNDS
For the Two Months Ended February 28, 2023 and February 28, 2022

	<u>COMBINED OPERATING</u>	<u>SPECIAL PROGRAMS</u>	<u>ENDOWMENT</u>	<u>NON ENDOWED</u>	<u>BEQUEST, CRT RECEIVABLES</u>	<u>TOTAL February 28, 2023</u>	<u>TOTAL February 28, 2022</u>
ASSETS							
Cash:							
Cash & Cash Equivalents	3,683,316	2,513,416	11,075	9,136,600	0	15,344,407	10,526,843
Investments - Long Term Fund Portfolio	0	0	187,912,767	79,778,481	0	267,691,247	297,782,523
Investments - Medium Term Fund Portfolio	646,779	0	0	9,818,124	0	10,464,903	9,660,443
Investments - ESG Fund Portfolio	0	0	3,914,975	6,021,556	0	9,936,531	6,364,368
Separately Invested - DRIM Portfolio	0	0	0	2,637,866	0	2,637,866	3,010,601
Separately Invested - Pony Trust	0	279,247	0	0	0	279,247	308,669
Total Cash & Investments	4,330,095	2,792,663	191,838,817	107,392,626	0	306,354,201	327,653,446
Accounts Receivable:							
Pledges & Contributions Receivable	0	0	0	4,500	0	4,500	222,852
Bequests & Remainder Interest	0	0	0	0	0	0	0
Miscellaneous Accounts Receivable	0	0	0	0	0	0	0
Due from OPER	0	0	954,777	0	0	954,777	1,036,387
Investment in an LLC	0	0	1,540,675	0	0	1,540,675	0
Charitable Remainder Trusts	0	0	0	0	18,113,694	18,113,694	23,066,109
Charitable Gift Annuities	0	0	0	0	4,132,006	4,132,006	4,590,276
Total Accounts Receivable	0	0	2,495,453	4,500	22,245,700	24,745,652	28,915,624
Other Assets:							
Prepaid Expenses	10,610	0	0	0	0	10,610	5,500
Property-Net of Depreciation	1,795,000	0	0	0	0	1,795,000	1,824,203
Total Other Assets	1,805,610	0	0	0	0	1,805,610	1,829,703
TOTAL ASSETS	6,135,706	2,792,663	194,334,270	107,397,126	22,245,700	332,905,464	358,398,774

COMMUNITY FOUNDATION FOR MONTEREY COUNTY
STATEMENT OF FINANCIAL POSITION
CONSOLIDATED - ALL FUNDS
For the Two Months Ended February 28, 2023 and February 28, 2022

	<u>COMBINED OPERATING</u>	<u>SPECIAL PROGRAMS</u>	<u>ENDOWMENT</u>	<u>NON ENDOWED</u>	<u>BEQUEST, CRT RECEIVABLES</u>	<u>TOTAL February 28, 2023</u>	<u>TOTAL February 28, 2022</u>
LIABILITIES & NET ASSETS							
Liabilities:							
Grants Payable	0	609,725	584,600	206,500	0	1,400,825	1,918,456
Contingent Liabilities	0	0	0	0	12,794,840	12,794,840	15,345,401
Funds held as Agency Endowments	0	0	7,265,614	0	0	7,265,614	8,371,490
Funds held as Stewardship Funds	0	0	0	52,184,742	0	52,184,742	56,449,929
Payroll, Misc. and Accts Payable	1,176,115	2,774	0	0	0	1,178,889	1,242,720
Total Liabilities	1,176,115	612,499	7,850,214	52,391,242	12,794,840	74,824,910	83,327,996
Net Assets:							
Net Assets-Beginning Balance	5,515,121	12,806,587	179,909,756	49,321,268	9,459,675	257,012,406	303,210,122
Change in Net Assets - Current Year	(555,530)	(10,626,423)	6,574,300	5,684,616	(8,815)	1,068,148	(28,139,344)
Total Net Assets	4,959,591	2,180,164	186,484,056	55,005,884	9,450,860	258,080,555	275,070,777
TOTAL LIABILITIES & NET ASSETS	6,135,706	2,792,663	194,334,270	107,397,126	22,245,700	332,905,464	358,398,774

COMMUNITY FOUNDATION FOR MONTEREY COUNTY
STATEMENT OF ACTIVITIES
CONSOLIDATED - ALL FUNDS
For the Two Months Ended February 28, 2023 and February 28, 2022

	<u>COMBINED OPERATING</u>	<u>SPECIAL PROGRAMS</u>	<u>ENDOWMENT</u>	<u>NON ENDOWED</u>	<u>BEQUEST, CRT RECEIVABLES</u>	<u>TOTAL February 28, 2023</u>	<u>TOTAL February 28, 2022</u>
SUPPORT AND REVENUE:							
Contributions	109,215	557,435	95,136	4,726,165	0	5,487,952	1,870,790
Interfund Gifts	0	0	163,124	1,477,358	0	1,640,483	22,793
Pledge Payments Received	0	0	1,540,675	0	0	1,540,675	0
Future Contributions-A/R-Pledge-CRT-CGA	0	0	0	1,540,675	0	1,540,675	0
Contributions Received via Bequest	0	0	0	0	0	0	2
In Kind Contributions	0	0	0			0	0
Change in Value, Split Interest Trusts, Future Assets	0	0	0	0	0	0	0
Gain/Loss on Sale of Property	0	0	0	0	0	0	0
Income from Related Party (LLC)	0	0	0	0	0	0	0
Interest & Dividend Income	27,196	3,527	129,399	160,207	0	320,329	242,625
Administrative Fees	29,039	0	0	0	0	29,039	20,488
Fees from Special Projects	17,002	0	0	0	0	17,002	18,720
Workshop and Contract Service Income	34,570	0	0	0	0	34,570	23,260
Misc Income/Returned Grants	18,075	0	2	8,083	0	26,160	2,500
Total Support and Revenue	235,096	560,963	1,928,336	7,912,489	0	10,636,884	2,201,177
EXPENSES:							
Operating Expenses and Distributions:							
Salaries & Benefits	507,376	0	0	17,734	0	525,110	430,475
Administrative Costs	229,093	149,651	0	4,012	0	382,756	330,839
Occupancy Costs	36,331	0	0	0	0	36,331	33,560
Development Expenses	26,081	9,777	0	0	0	35,858	19,612
Board & Committee Expenses	1,434	0	0	0	0	1,434	198
Total Operating Expenses	800,315	159,428	0	21,746	0	981,488	814,685

COMMUNITY FOUNDATION FOR MONTEREY COUNTY
STATEMENT OF ACTIVITIES
CONSOLIDATED - ALL FUNDS
For the Two Months Ended February 28, 2023 and February 28, 2022

	<u>COMBINED OPERATING</u>	<u>SPECIAL PROGRAMS</u>	<u>ENDOWMENT</u>	<u>NON ENDOWED</u>	<u>BEQUEST, CRT RECEIVABLES</u>	<u>TOTAL February 28, 2023</u>	<u>TOTAL February 28, 2022</u>
Grants and Grant Related Expenses:							
Grants	0	10,852,830	425,836	1,705,581	0	12,984,247	10,870,934
Interfund Grants	0	142,455	110,600	1,387,427	0	1,640,483	22,793
Pledge Payments Paid	0	0	0	1,540,675	0	1,540,675	0
Bequests Payments/Transfers	0	0	0	0	0	0	0
Other Expenses	0	33,730	0	16,513	0	50,243	22,307
Other Payments/Transfers	0	0	3,222	(3,222)	0	0	0
Grant Related Expenses	0	0	0	0	0	0	0
Administrative Fees	0	278	20	19,926	8,815	29,039	20,488
Fees to Managers	58	0	8,965	16,810	0	25,833	54,847
Total Grants and Grant Related Expenses	58	11,029,293	548,643	4,683,711	8,815	16,270,520	10,991,368
Total Expenses and Grants	800,373	11,188,721	548,643	4,705,457	8,815	17,252,008	11,806,053
Excess of Revenues (Expenses)							
Before Gains on Investments & Transfers	(565,277)	(10,627,758)	1,379,693	3,207,032	(8,815)	(6,615,124)	(9,604,875)
GAINS(LOSS) ON INVESTMENTS and Other Income:							
Realized-Gain (Loss)	0	0	626,544	263,451	0	889,995	1,026
Unrealized-Gain(Loss)	9,747	1,335	4,568,063	2,214,132	0	6,793,277	(18,535,495)
Other Income	0	0	0	0	0	0	0
Total Gain/(Loss) on Investments and Other Income:	9,747	1,335	5,194,606	2,477,583	0	7,683,272	(18,534,469)
Change in Net Assets	(555,530)	(10,626,423)	6,574,300	5,684,616	(8,815)	1,068,148	(28,139,344)
Net Assets Beginning of Year	5,515,121	12,806,587	179,909,756	49,321,268	9,459,675	257,012,406	303,210,122
Net Assets, End of Period	4,959,591	2,180,164	186,484,056	55,005,884	9,450,860	258,080,555	275,070,777

COMMUNITY FOUNDATION FOR MONTEREY COUNTY
Combined Operating Fund Budget vs. Actual

For the Two Months Ended February 28, 2023 and February 28, 2022

	Year-To-Date			YTD Actual 2/28/2022
	Actual	Budget	Variance	
REVENUE				
Contributions - Foundations	2,100	5,000	(2,900)	6,239
Contributions - Indiv/Corp	107,115	0	107,115	1,330
Contributions - Interfund	0	0	0	0
Bequests Received	0	12,294	(12,294)	2
Admin Fees	29,039	26,750	2,289	20,488
Special Project Fees	17,002	19,666	(2,665)	18,720
Workshops/Contracts	34,570	29,500	5,070	23,260
Miscellaneous Income	18,075	10,200	7,875	0
Interest and Dividends	27,196	7,500	19,696	1,758
Total Revenue	235,096	110,910	124,186	71,797
EXPENSE				
Personnel				
Salaries and Wages	385,683	412,108	(26,425)	322,745
Payroll Taxes	32,535	32,188	347	31,797
Insurance and Other Benefits	89,157	89,605	(448)	65,519
Sub-total	507,376	533,901	(26,525)	420,060
Administrative				
Supplies	2,874	4,911	(2,037)	5,056
Equip / Computer Maintenance	144,539	156,163	(11,624)	18,646
Bank Charges	2,282	2,171	111	2,506
Printing	368	5,300	(4,932)	0
Postage / Freight	2,333	6,519	(4,186)	6,185
Dues/Subscriptions	28,002	24,850	3,152	26,001
Services (legal, acct, consult)	8,709	35,064	(26,355)	84,123
D&O Insurance	0	0	0	6,160
Telecommunications	9,313	9,180	133	8,830
Conferences & Training	9,405	1,512	7,893	3,180
Miscellaneous	308	150	158	31
Depreciation	15,800	15,800	0	15,098
Sub-total	223,932	261,620	(37,688)	175,815
Facilities				
Property / Liability Insurance	8,260	8,260	0	7,901
Maintenance / Repairs	5,855	3,891	1,964	85
Janitorial & Landscaping	4,532	4,392	140	3,590
Rent	3,387	6,774	(3,387)	6,577
Mortgage, Interest & Property Taxes	6,437	6,745	(308)	6,975
Utilities	7,796	9,810	(2,014)	8,432
Sub-total	36,267	39,872	(3,605)	33,560
Development, Program & Staff				
Donor Development	12,479	6,166	6,313	2,838
Advertising & Promotion	9,063	6,540	2,523	5,399
Mileage, Meals & Meetings	683	1,152	(469)	160
Workshops	1,314	2,216	(902)	69
Annual Meetings	0	0	0	0
Annual Report	0	0	0	0
Staff Recognition Expenses	2,542	2,900	(358)	2,956
Board & Committee Expenses	1,434	4,050	(2,616)	198
Sub-total	27,515	23,024	4,491	11,620
Total Expenses	795,090	858,417	(63,327)	641,056
Net Income / (Loss) Before Investment Returns and Other Income	(559,994)	(747,507)	187,513	(569,259)
Realized Gains/(Losses)	0	0	0	0
Unrealized Gains/(Losses)	9,747	0	9,747	(36,555)
Other Income	0	0	0	0
Investment Management Fee	58	0	58	57
Net Income / (Loss) Including Investment Returns	(550,305)	(747,507)	197,202	(605,871)

COMMUNITY FOUNDATION FOR MONTEREY COUNTY
Operating Cash on Hand and Reserves -February 2023
With Projections through May 2023

Operating Cash on Hand:

Cash & Cash Equivalents	4,330,095
Less: Liabilities, excluding future period loan payments	325,188
Total Cash Available	4,004,908

Add: Accounts Receivable	
Prepaid Expenses	10,610
Total Accounts Receivable and Prepaid Expenses	10,610

Total Cash Expendable **4,015,518**

Restrictions on cash available

Less: Building Reserve	(150,000)
Less: Board Restricted Operating Reserve	(500,000)
Total Restricted Cash	(650,000)

Unrestricted cash available **3,365,518**

<i>Estimated revenue - Next Three Months</i>	955,692
<i>Estimated spending - Next Three Months</i>	(1,261,163)

Estimated unrestricted cash remaining **3,060,048**

BUDGET

Notes:

	<u>2023</u>
Annual Expenses excluding depreciation	4,620,380
Capital Expenses-Depreciation	94,799
Total Cash needs	4,715,179

(1) One month reserve	392,932
(2) Six-month reserve	2,357,590
(3) Number of months of expendable cash on hand	7.8

COMMUNITY FOUNDATION FOR MONTEREY COUNTY
LONG TERM INVESTMENT PORTFOLIO
Activity for the Month of: February 2023

Market At Last Trade Date	Number of Shares	Code	Investment Account	Beginning Book	Beginning Market	Net Additions	Transfers	Interest & Dividends	Realized Gain(Loss)	Unrealized Gain(Loss)	Ending Book	Ending Market	Actual %	Board Policy
CASH ACCOUNTS:														
1.00	0.00	MS	Rabobank Endowment	685,978	685,978	1,461,520	0	0	0	0	2,149,582	2,149,582		
1.00	0	SWUXX	Schwab-MM/SWVXX	1,252,051	1,252,051	(742,000)	0	503	0	542	511,096	511,096		
1.00	0	SWUXX	Schwab Treasury-Cash	5,911,937	5,911,937	(320,420)	98,537	2,256	0	0	5,692,310	5,692,310		
			TOTAL CASH	7,849,966	7,849,966	399,100	98,537	2,759	0	542	8,352,988	8,352,988	3.1%	2.0%
BOND ACCOUNTS:														
12.35	1,946,256.29	DODIX	Dodge & Cox Income	26,722,151	24,600,680	0	0	0	0	(564,414)	26,722,151	24,036,265	9.0%	8.4%
10.17	2,818,028.81	JCBUX	JP Morgan Core Bond	33,314,172	29,392,040	0	(78,200)	78,200	0	(732,687)	33,314,172	28,659,353	10.7%	11.2%
23.29	365,138.67	VAIPX	Vanguard Inflation	10,094,912	8,631,878	0	0	0	0	(127,799)	10,094,912	8,504,080	3.2%	3.8%
9.94	905,625.84	VFSUX	Vanguard Short Term	9,695,177	9,137,765	0	(20,337)	20,337	0	(135,844)	9,695,177	9,001,921	3.4%	3.6%
			TOTAL BONDS	79,826,413	71,762,363	0	(98,537)	98,537	0	(1,560,744)	79,826,413	70,201,619	26.2%	27.0%
			TOTAL FIXED INC.	87,676,379	79,612,329	399,100	0	101,296	0	(1,560,202)	88,179,401	78,554,606	29.3%	29.0%
ALTERNATIVE INVESTMENTS:														
1,463.27	6,431.43	ASB	ASB Capital Management, LLC	8,600,000	11,155,987	0	0	0	0	0	8,600,000	11,155,987	4.2%	3.0%
0.00	0.00	HSRE	Harrison Street Investments	5,000,000	5,000,000	0	0	0	0	0	5,000,000	5,000,000	1.9%	3.0%
37.97	151,890.97	DFREX	DFA Real Estate	5,257,214	6,125,763	0	0	0	0	(358,463)	5,257,214	5,767,300	2.2%	3.0%
121.48	48,045.11	VGSLX	Vanguard REIT Index	5,670,222	6,200,221	0	0	0	0	(363,701)	5,670,222	5,836,519	2.2%	2.0%
			TOTAL ALTERNATIVE	24,527,436	28,481,971	0	0	0	0	(722,164)	24,527,436	27,759,807	10.4%	11.0%
COMMUNITY IMPACT INVESTMENTS:														
			CA FarmLink	750,000	750,000	0	0	0	0	0	750,000	750,000	0.28%	0.5%
			Opportunity Fund	1,000,000	1,000,000	0	(2,083)	2,083	0	0	1,000,000	1,000,000	0.37%	0.9%
			CHISPA	250,000	250,000	0	0	0	0	0	250,000	250,000	0.09%	0.1%
			United Way of Monterey County	1,000,000	1,000,000	0	0	0	0	0	1,000,000	1,000,000	0.37%	0.5%
			Mission Economic Development	150,000	150,000	0	0	0	0	0	150,000	150,000	0.06%	0.1%
			TOTAL CII	3,150,000	3,150,000	0	(2,083)	2,083	0	0	3,150,000	3,150,000	1.2%	2.0%
SMALL CAP:														
102.39	85,731.00	IJR	iShares-S&P 600 Index	1,853,855	8,885,161	0	0	0	0	(107,164)	1,853,855	8,777,997	3.3%	3.0%
			TOTAL SMALL CAP	1,853,855	8,885,161	0	0	0	0	(107,164)	1,853,855	8,777,997	3.3%	3.0%
MID CAP:														
259.34	24,010.00	IJH	iShares-S&P 400 Index	580,729	6,345,603	0	0	0	0	(118,850)	580,729	6,226,753	2.3%	2.0%
			TOTAL MID CAP	580,729	6,345,603	0	0	0	0	(118,850)	580,729	6,226,753	2.3%	2.0%
LARGE CAP:														
222.50	50,331.60	DODGX	Dodge & Cox Stock Fund	6,538,654	11,576,268	0	0	0	0	(377,487)	6,538,654	11,198,781	4.2%	5.0%
153.83	51,483.00	IWD	iShares Russell 1000 Value	3,690,674	8,208,964	0	0	0	0	(289,334)	3,690,674	7,919,630	3.0%	4.0%
48.73	387,862.65	TRLGX	T Rowe Price	7,276,444	19,276,774	0	0	0	0	(376,227)	7,276,444	18,900,547	7.1%	5.0%
333.48	106,762.12	VINIX	Vanguard Index 500	14,687,624	36,494,495	0	0	0	0	(891,464)	14,687,624	35,603,031	13.3%	13.0%
			TOTAL LARGE CAP	32,193,395	75,556,501	0	0	0	0	(1,934,512)	32,193,395	73,621,989	27.5%	27.0%
INTERNATIONAL:														
51.33	285,166.61	AEPFX	EuroPacific	12,529,026	15,207,935	0	0	0	0	(570,333)	12,529,026	14,637,602	5.5%	5.0%
18.34	426,993.73	DFISX	DFA Int'l Small Co. Portfolio	7,955,743	8,053,102	0	0	0	0	(222,037)	7,955,743	7,831,065	2.9%	3.0%
45.36	400,808.66	DODFX	Dodge & Cox International	13,915,008	18,753,837	0	0	0	0	(573,156)	13,915,008	18,180,681	6.8%	6.0%
14.19	1,109,945.85	VTMGX	Vanguard Developed Mkts	12,965,120	16,305,105	0	0	0	0	(554,973)	12,965,120	15,750,132	5.9%	6.0%
39.42	334,871.00	VVO	Vanguard FTSE Emerging	13,005,253	14,141,602	0	0	0	0	(940,988)	13,005,253	13,200,615	4.9%	6.0%
			TOTAL INT'L	60,370,149	72,461,581	0	0	0	0	(2,861,487)	60,370,149	69,600,094	26.0%	26.0%
			TOTAL EQUITIES	119,525,565	191,730,817	0	0	0	0	(5,744,176)	119,525,565	189,136,641	60.3%	60.0%
			GRAND TOTALS	210,351,944	274,493,146	399,100	0	103,379	0	(7,304,378)	210,854,966	267,691,247	100.0%	100.0%

Total Fund
Executive Summary - Preliminary (Net of Fees)

Community Foundation for Monterey - Long-Term Fund
Period Ending: February 28, 2023

	Market Value	% of Portfolio	1 Mo	QTD	YTD	1 Yr	3 Yrs	5 Yrs	10 Yrs
Total Fund	267,691,247	100.0	-2.6	3.1	3.1	-7.3	5.4	4.1	5.6
Policy Index			-2.5	2.7	2.7	-6.7	5.4	4.5	5.6
60% MSCI World (Net)/40% Blmbg. Global Aggregate			-2.8	2.6	2.6	-9.6	3.9	3.7	5.3
Domestic Equity	88,626,740	33.1	-2.4	4.6	4.6	-8.6	11.7	8.9	12.2
Vanguard Institutional Index I	35,603,031	13.3	-2.4	3.7	3.7	-7.7	12.1	9.8	12.2
S&P 500 Index			-2.4	3.7	3.7	-7.7	12.1	9.8	12.3
T. Rowe Price Large-Cap Growth Fund - I Class	18,900,547	7.1	-2.0	6.1	6.1	-19.9	7.2	7.8	13.9
Russell 1000 Growth Index			-1.2	7.0	7.0	-13.3	12.1	11.5	14.3
Dodge & Cox Stock	11,198,781	4.2	-3.3	3.1	3.1	-3.8	15.3	9.1	12.0
Russell 1000 Value Index			-3.5	1.5	1.5	-2.8	11.0	7.2	9.6
iShares Russell 1000 Value Index ETF	7,919,630	3.0	-3.5	1.4	1.4	-2.4	10.8	7.2	9.5
Russell 1000 Value Index			-3.5	1.5	1.5	-2.8	11.0	7.2	9.6
iShares S&P Midcap 400 Index Fund ETF	6,226,753	2.3	-1.9	7.2	7.2	-0.7	14.4	8.5	10.6
S&P MidCap 400 Index			-1.8	7.2	7.2	-0.6	14.5	8.6	10.7
iShares S&P Small Cap 600 Index ETF	8,777,997	3.3	-1.2	8.2	8.2	-3.6	13.7	7.8	10.8
S&P SmallCap 600 Index			-1.2	8.1	8.1	-3.5	13.8	7.9	10.9
International Equity	69,600,094	26.0	-3.9	4.3	4.3	-6.8	6.1	1.7	4.5
Dodge & Cox International Stock	18,180,681	6.8	-3.1	5.2	5.2	-0.5	8.4	2.1	5.0
MSCI AC World ex USA Index			-3.5	4.3	4.3	-6.7	5.8	2.1	4.4
MSCI AC World ex USA Value			-2.7	4.9	4.9	-3.2	7.0	1.4	3.6
American Funds Europacific Growth F2	14,637,602	5.5	-3.8	5.0	5.0	-8.6	4.6	2.0	5.5
MSCI AC World ex USA Index			-3.5	4.3	4.3	-6.7	5.8	2.1	4.4
MSCI AC World ex USA Growth			-4.3	3.8	3.8	-10.3	4.1	2.5	5.0
Vanguard Developed Market Index Adm	15,750,132	5.9	-3.4	5.0	5.0	-5.1	6.7	2.8	5.1
Spliced Vanguard Developed Markets Index			-2.6	5.4	5.4	-5.2	6.9	2.5	4.9
DFA International Small Company I	7,831,065	2.9	-2.8	5.3	5.3	-6.7	7.6	1.7	6.2
MSCI World ex U.S. Small Cap Index (Net)			-2.4	5.0	5.0	-9.7	6.1	1.3	5.8
Vanguard FTSE Emerging Markets ETF	13,200,615	4.9	-6.7	1.1	1.1	-14.2	2.0	-0.6	1.9
Vanguard Spliced Emerging Markets Index (Net)			-5.8	0.8	0.8	-13.7	2.3	-0.8	1.9

The Policy Index consists of the following: 27% S&P 500, 2% S&P Mid Cap 400, 3% S&P Small Cap 600, 17% MSCI ACWI Ex US, 3% MSCI World Ex US Small Cap, 6% MSCI Emerging Markets Free, 20% Bloomberg US Aggregate, 3% Bloomberg US 1-5 Yr Credit, 4% Bloomberg US TIPS, 3% Wilshire US REIT, 8% NCREIF ODCE Net, 2% Annualized Return, 2% 90-Day Treasury Bills. Schwab cash values reflect transactions in transit as provided by CFMC. CA Farmlink and Opportunity Fund funded 1/31/2019. Gresham TAP liquidated 5/29/2020. DFA Emerging Markets liquidated 5/14/2020. United Way of Monterey County funded 6/27/2022. Mission Economic Development Agency funded 7/13/22. ASB market value as of 12/31/2022. Harrison Street MV reflects initial capital call. All data is preliminary.

Total Fund
Executive Summary - Preliminary (Net of Fees)

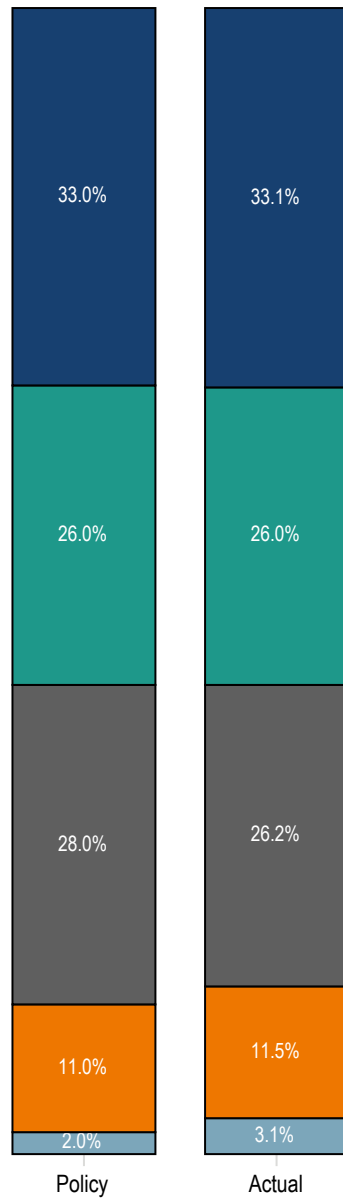
Community Foundation for Monterey - Long-Term Fund
Period Ending: February 28, 2023

	Market Value	% of Portfolio	1 Mo	QTD	YTD	1 Yr	3 Yrs	5 Yrs	10 Yrs
Domestic Fixed Income	70,201,619	26.2	-2.0	1.0	1.0	-7.6	-1.8	1.4	1.6
Dodge & Cox Income	24,036,265	9.0	-2.3	1.3	1.3	-6.6	-1.5	1.6	2.2
Blmbg. U.S. Aggregate Index			-2.6	0.4	0.4	-9.7	-3.8	0.5	1.1
JP Morgan Core Bond R6	28,659,353	10.7	-2.2	1.1	1.1	-8.7	-2.9	1.1	1.4
Blmbg. U.S. Aggregate Index			-2.6	0.4	0.4	-9.7	-3.8	0.5	1.1
Vanguard Short-Term Investment Grade Adm	9,001,921	3.4	-1.3	0.3	0.3	-3.5	-0.8	1.3	1.4
Blmbg. U.S. Credit 1-5 Year Index			-1.2	0.3	0.3	-3.5	-0.9	1.5	1.5
Vanguard Inflation-Protected Securities Adm	8,504,080	3.2	-1.5	0.6	0.6	-10.4	0.2	2.5	1.1
Blmbg. U.S. TIPS			-1.4	0.4	0.4	-10.4	0.2	2.6	1.2
Alternatives	30,909,807	11.5	-2.3	1.6	1.6	-2.5	3.9	3.0	1.6
ASB Capital Management	11,155,987	4.2	0.0	0.0	0.0	9.6	8.0	6.7	8.2
NCREIF ODCE Net			0.0	0.0	0.0	6.5	9.0	7.7	9.1
DFA Real Estate Securities I	5,767,300	2.2	-5.9	3.6	3.6	-12.0	3.5	7.8	6.9
Wilshire U.S. REIT Index			-4.7	6.0	6.0	-13.7	4.0	7.1	6.5
Vanguard Real Estate Index Adm	5,836,519	2.2	-5.9	3.9	3.9	-13.3	3.0	7.1	6.3
Wilshire U.S. REIT Index			-4.7	6.0	6.0	-13.7	4.0	7.1	6.5
Vanguard Spliced Real Estate Index			-5.9	4.0	4.0	-13.2	3.1	7.2	6.4
Harrison Street Core Property Fund	5,000,000	1.9	0.0	-	-	-	-	-	-
NCREIF ODCE Net			0.0	0.0	0.0	6.5	9.0	7.7	9.1
Community Impact Investments	3,150,000	1.2	0.1	1.1	1.1	2.0	1.9	-	-
CA FarmLink	750,000	0.3	0.0	2.5	2.5	2.5	1.4	-	-
2.5% Annualized Return Index			0.2	0.4	0.4	2.5	2.5	2.5	2.5
Opportunity Fund	1,000,000	0.4	0.2	0.4	0.4	2.6	2.6	-	-
2.5% Annualized Return Index			0.2	0.4	0.4	2.5	2.5	2.5	2.5
CHISPA	250,000	0.1	0.0	0.6	0.6	0.6	-	-	-
2.5% Annualized Return Index			0.2	0.4	0.4	2.5	2.5	2.5	2.5
United Way of Monterey County	1,000,000	0.4	0.0	0.9	0.9	-	-	-	-
3.5% Annualized Return Index			0.3	0.6	0.6	3.5	3.5	3.5	3.5
Mission Economic Development Agency	150,000	0.1	0.0	0.6	0.6	-	-	-	-
2.5% Annualized Return Index			0.3	0.6	0.6	3.5	3.5	3.5	3.5
Cash and Equivalents	8,352,988	3.1	0.0	0.1	0.1	0.2	0.1	0.3	0.2
Schwab Value Advantage Money Premier	511,096	0.2	0.1	0.1	0.1	0.2	0.1	0.4	0.2
First National Cash	\$0	0.0	0.0	0.0	0.0	0.0	0.0	0.0	0.0
Rabobank Endowment	2,149,582	0.8	0.0	0.0	0.0	0.0	0.1	0.0	-
Schwab Cash	5,692,310	2.1	0.0	0.1	0.1	0.2	0.1	0.4	0.2
90 Day U.S. Treasury Bill			0.3	0.6	0.6	2.1	0.8	1.3	0.8

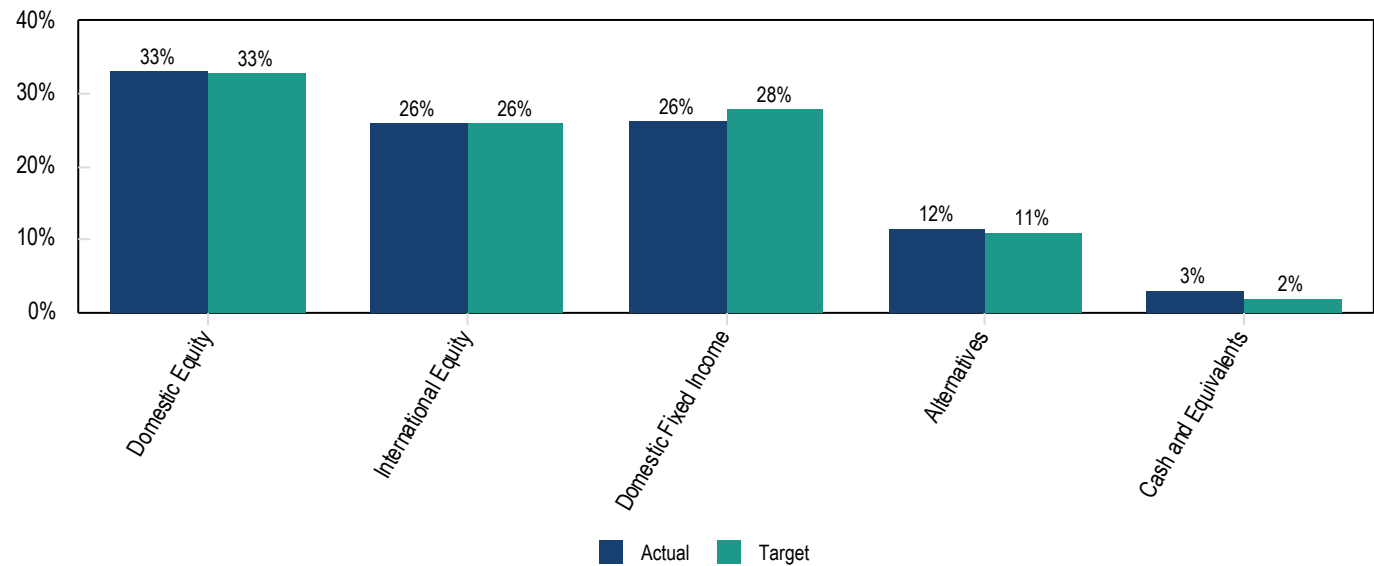
The Policy Index consists of the following: 27% S&P 500, 2% S&P Mid Cap 400, 3% S&P Small Cap 600, 17% MSCI ACWI Ex US, 3% MSCI World Ex US Small Cap, 6% MSCI Emerging Markets Free, 20% Bloomberg US Aggregate, 3% Bloomberg US 1-5 Yr Credit, 4% Bloomberg US TIPS, 3% Wilshire US REIT, 8% NCREIF ODCE Net, 2% Annualized Return, 2% 90-Day Treasury Bills. Schwab cash values reflect transactions in transit as provided by CFMC. CA FarmLink and Opportunity Fund funded 1/31/2019. Gresham TAP liquidated 5/29/2020. DFA Emerging Markets liquidated 5/14/2020. United Way of Monterey County funded 6/27/2022. Mission Economic Development Agency funded 7/13/22. ASB market value as of 12/31/2022. Harrison Street MV reflects initial capital call. All data is preliminary.

Total Fund Asset Allocation vs. Policy

Community Foundation for Monterey - Long-Term Fund Period Ending: February 28, 2023



	Current Balance (\$)	Current Allocation (%)	Policy Allocation (%)	Excess Allocation (%)	Policy Range (%)	Within IPS Range?
Domestic Equity	88,626,740	33.1	33.0	0.1	15.0 - 58.0	Yes
International Equity	69,600,094	26.0	26.0	0.0	10.0 - 53.0	Yes
Domestic Fixed Income	70,201,619	26.2	28.0	-1.8	17.0 - 37.0	Yes
Alternatives	30,909,807	11.5	11.0	0.5	3.0 - 23.0	Yes
Cash and Equivalents	8,352,988	3.1	2.0	1.1	0.0 - 7.0	Yes
Total	267,691,247	100.0	100.0	0.0		



COMMUNITY FOUNDATION FOR MONTEREY COUNTY
MEDIUM-TERM PORTFOLIO
Activity for the Month of: February 2023

Market At Last Trade Date	Number of Shares	Code	Investment Account	Beginning Book	Beginning Market	Net Additions	Transfers	Interest & Dividends	Realized Gain(Loss)	Unrealized Gain(Loss)	Ending Book	Ending Market	Actual %	Board Policy
<u>CASH ACCOUNTS:</u>														
0.00	0.00	#REF!	Schwab - Cash	1,325,408	1,325,408	(1,029,541)	9,393	418	0	0	305,260	305,260		
			TOTAL CASH	1,325,408	1,325,408	(1,029,541)	9,393	418	0	0	305,260	305,260	2.9%	0.0%
<u>BOND ACCOUNTS:</u>														
12.35	202,393.10	DODIX	Dodge & Cox Income Fund	2,487,797	2,286,961	270,020	0	0	0	(57,426)	2,757,817	2,499,555	23.9%	25.0%
9.94	158,289.78	VFSUX	Vanguard Short Term	1,492,398	1,406,388	190,020	(3,434)	3,434	0	(23,007)	1,682,418	1,573,400	15.0%	15.0%
9.49	263,758.65	VBTLX	Vanguard Total Bond Market Index	2,475,910	2,251,973	320,020	(5,541)	5,541	0	(68,923)	2,795,930	2,503,070	23.9%	25.0%
			TOTAL BONDS	6,456,106	5,945,321	780,060	(8,975)	8,975	0	(149,357)	7,236,166	6,576,025	62.8%	65.0%
			TOTAL FIXED INC.	7,781,514	7,270,730	(249,481)	418	9,393	0	(149,357)	7,541,426	6,881,285	65.8%	65.0%
<u>DOMESTIC:</u>														
179.09	10,787.38	VTNR	Vanguard Russell 3000	1,238,911	1,840,441	140,060	0	0	0	(48,588)	1,378,971	1,931,912	18.5%	19.0%
			TOTAL DOMESTIC	1,238,911	1,840,441	140,060	0	0	0	(48,588)	1,378,971	1,931,912	18.5%	19.0%
<u>INTERNATIONAL:</u>														
51.33	16,072.44	AEPFX	EuroPacific	787,121	816,917	40,020	0	0	0	(31,939)	827,141	824,999	7.9%	8.0%
45.36	18,225.47	DODFX	Dodge & Cox International	770,020	812,546	40,020	0	0	0	(25,859)	810,040	826,707	7.9%	8.0%
			TOTAL INTERNATIONAL	1,557,141	1,629,463	40,020	0	0	0	(57,798)	1,637,181	1,651,706	15.8%	16.0%
			TOTAL EQUITIES	2,796,052	3,469,904	180,080	0	0	0	(106,386)	3,016,152	3,583,618	34.2%	35.0%
			GRAND TOTALS	10,577,566	10,740,634	(69,401)	418	9,393	0	(255,742)	10,557,578	10,464,903	100.0%	100.0%

Total Fund
Executive Summary - Preliminary (Net of Fees)

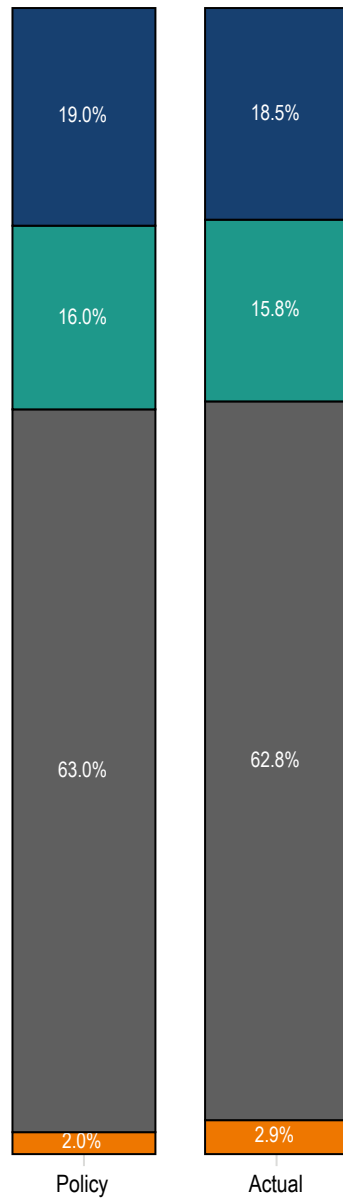
Community Foundation for Monterey - Medium-Term Fund
Period Ending: February 28, 2023

	Market Value	% of Portfolio	1 Mo	QTD	YTD	1 Yr	3 Yrs	5 Yrs	10 Yrs
Total Fund	10,464,903	100.0	-2.3	1.7	1.7	-6.6	1.9	3.0	-
<i>Policy Index</i>			-2.4	1.7	1.7	-7.6	1.3	2.8	3.8
Domestic Equity	1,931,912	18.5	-2.4	4.3	4.3	-7.7	11.8	9.4	-
Vanguard Russell 3000	1,931,912	18.5	-2.4	4.3	4.3	-7.7	11.8	9.4	11.7
<i>Russell 3000 Index</i>			-2.3	4.4	4.4	-8.1	11.8	9.4	11.9
International Equity	1,651,706	15.8	-3.4	5.1	5.1	-7.3	5.1	2.3	-
Dodge & Cox International Stock	826,707	7.9	-3.1	5.2	5.2	-0.5	8.4	2.1	5.0
<i>MSCI AC World ex USA Index</i>			-3.5	4.3	4.3	-6.7	5.8	2.1	4.4
American Funds Europacific Growth F2	824,999	7.9	-3.8	5.0	5.0	-8.6	4.6	2.0	5.4
<i>MSCI AC World ex USA Index</i>			-3.5	4.3	4.3	-6.7	5.8	2.1	4.4
Domestic Fixed Income	6,576,025	62.8	-2.1	0.8	0.8	-7.1	-2.2	1.1	-
Vanguard Total Bond Market Index	2,503,070	23.9	-2.5	0.6	0.6	-9.7	-3.8	0.5	1.2
<i>Blmbg. U.S. Aggregate Index</i>			-2.6	0.4	0.4	-9.7	-3.8	0.5	1.1
Dodge & Cox Income	2,499,555	23.9	-2.3	1.3	1.3	-6.6	-1.5	1.6	2.3
<i>Blmbg. U.S. Aggregate Index</i>			-2.6	0.4	0.4	-9.7	-3.8	0.5	1.1
Vanguard Short-Term Investment Grade Adm	1,573,400	15.0	-1.3	0.3	0.3	-3.5	-0.8	1.3	1.5
<i>Blmbg. U.S. Credit 1-5 Year Index</i>			-1.2	0.3	0.3	-3.5	-0.9	1.5	1.5
Cash and Equivalents	305,260	2.9	0.1	0.1	0.1	0.2	0.1	0.2	-
Schwab Cash	305,260	2.9	0.1	0.1	0.1	0.2	0.1	0.2	-
<i>90 Day U.S. Treasury Bill</i>			0.3	0.6	0.6	2.1	0.8	1.3	0.8

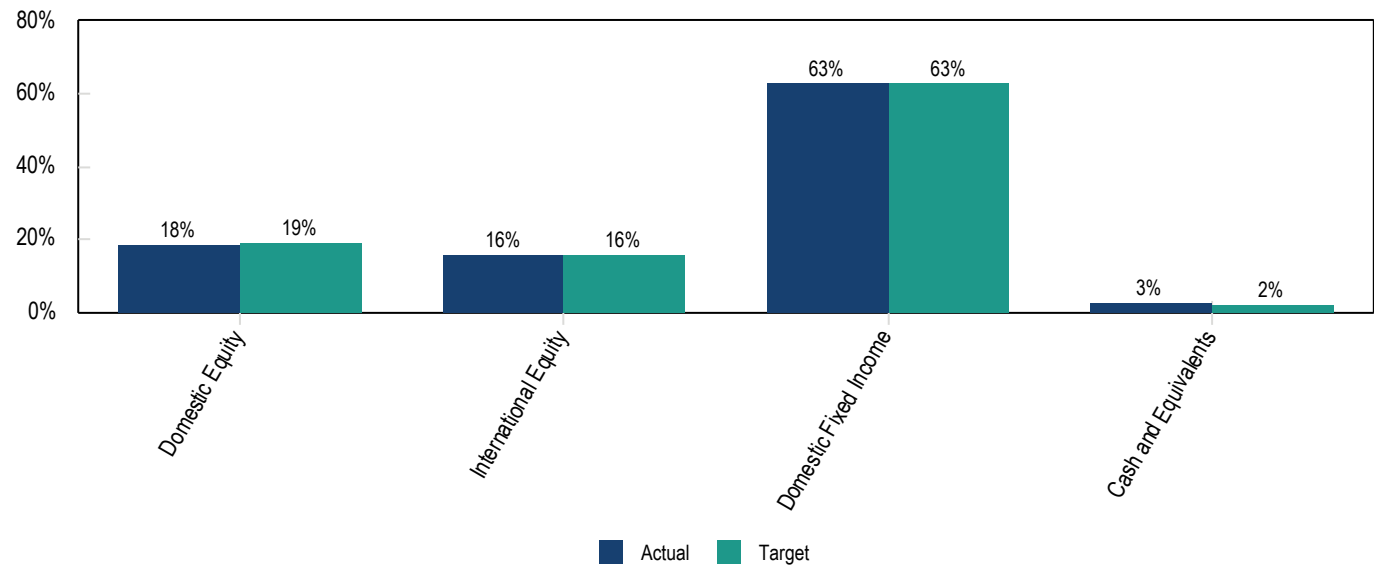
Policy Index: 19% Russell 3000, 16% MSCI ACWI Ex US, 48% Bloomberg US Aggregate, 15% Bloomberg 1-5 Year Gov/Credit, 2% 91 Day T-Bill. Medium Pool portfolio funded 5/13/2016. Fund performance has been backfilled and represents actual performance for periods shown. All data is preliminary.

Total Fund Asset Allocation vs. Policy

Community Foundation for Monterey - Medium-Term Fund Period Ending: February 28, 2023



	Current Balance (\$)	Current Allocation (%)	Policy Allocation (%)	Excess Allocation (%)	Policy Range (%)	Within IPS Range?
Domestic Equity	1,931,912	18.5	19.0	-0.5	10.0 - 30.0	Yes
International Equity	1,651,706	15.8	16.0	-0.2	5.0 - 25.0	Yes
Domestic Fixed Income	6,576,025	62.8	63.0	-0.2	40.0 - 75.0	Yes
Cash and Equivalents	305,260	2.9	2.0	0.9	0.0 - 5.0	Yes
Total	10,464,903	100.0	100.0	0.0		



Policy Index: 19% Russell 3000, 16% MSCI ACWI Ex US, 48% Bloomberg US Aggregate, 15% Bloomberg 1-5 Year Gov/Credit, 2% 91 Day T-Bill. Medium Pool portfolio funded 5/13/2016. Fund performance has been backfilled and represents actual performance for periods shown.

COMMUNITY FOUNDATION FOR MONTEREY COUNTY
ESG FUND PORTFOLIO
Activity for the Month of: February 2023

Market At Last Trade Date	Number of Shares	Code	Investment Account	Beginning Book	Beginning Market	Net Additions	Transfers	Interest & Dividends	Realized Gain(Loss)	Unrealized Gain(Loss)	Ending Book	Ending Market	Actual %	Board Policy
<u>CASH ACCOUNTS:</u>														
		SWUXX	Schwab - Cash	1,625,721	1,625,721	(1,220,642)	10,572	430	0	0	416,081	416,081	4.2%	0.0%
<u>BOND ACCOUNTS:</u>														
8.89	415,941.89	TSBIX	TIAA Social Choice Bond Fund	3,544,831	3,330,854	460,020	(10,572)	10,572	0	(93,151)	4,004,851	3,697,723	37.2%	40.0%
<u>DOMESTIC EQUITY:</u>														
23.18	141,325.85	TISCX	TIAA Social Choice Equity Fund	2,508,825	2,809,886	560,020	0	0	0	(93,973)	3,068,845	3,275,933	33.0%	35.0%
<u>INTERNATIONAL EQUITY:</u>														
11.82	215,464.76	TSONX	TIAA Social Choice International	2,129,273	2,335,339	280,020	0	0	0	(68,565)	2,409,293	2,546,793	25.6%	25.0%
GRAND TOTAL				8,182,930	8,476,079	1,300,060	(10,572)	10,572	0	(255,689)	9,482,990	9,936,531	100%	100%

Total Fund
Executive Summary - Preliminary (Net of Fees)

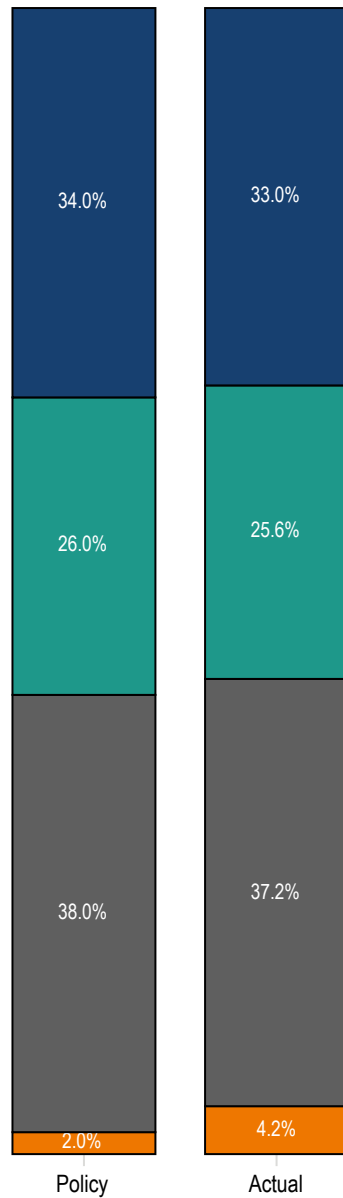
Community Foundation for Monterey - ESG Fund
Period Ending: February 28, 2023

	Market Value	% of Portfolio	1 Mo	QTD	YTD	1 Yr	3 Yrs	5 Yrs	10 Yrs
Total Fund	9,936,531	100.0	-2.3	2.7	2.7	-6.1	4.4	4.4	-
<i>Policy Index</i>			-2.3	3.2	3.2	-6.9	4.6	4.6	6.0
Domestic Equity	3,275,933	33.0	-2.7	4.1	4.1	-5.5	12.3	9.8	-
TIAA CREF Social Choice Equity Fund	3,275,933	33.0	-2.7	4.1	4.1	-5.5	12.3	9.8	11.6
<i>Russell 3000 Index</i>			-2.3	4.4	4.4	-8.1	11.8	9.4	11.9
International Equity	2,546,793	25.6	-2.7	5.6	5.6	-3.4	7.0	3.4	-
TIAA CREF Social Choice International Equity Fund	2,546,793	25.6	-2.7	5.6	5.6	-3.4	7.0	3.4	-
<i>MSCI EAFE Index</i>			-2.1	5.9	5.9	-2.6	7.3	3.1	5.3
Domestic Fixed Income	3,697,723	37.2	-2.2	1.3	1.3	-9.9	-3.8	0.5	-
TIAA CREF Social Bond Fund	3,697,723	37.2	-2.2	1.3	1.3	-9.9	-3.8	0.5	1.7
<i>Blmbg. U.S. Aggregate Index</i>			-2.6	0.4	0.4	-9.7	-3.8	0.5	1.1
Cash and Equivalents	416,081	4.2	0.1	0.1	0.1	0.2	0.1	0.2	-
Schwab Cash	416,081	4.2	0.1	0.1	0.1	0.2	0.1	0.2	-
<i>90 Day U.S. Treasury Bill</i>			0.3	0.6	0.6	2.1	0.8	1.3	0.8

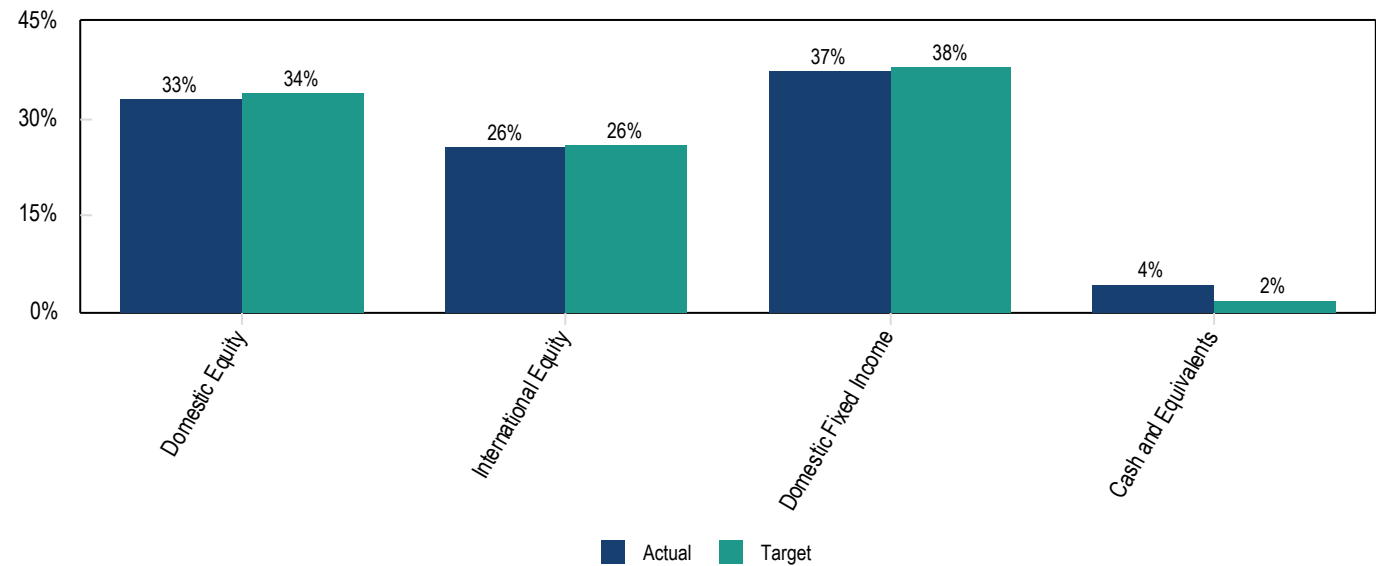
Policy Index: 34% Russell 3000, 26% MSCI EAFE, 38% Bloomberg US Aggregate, 2% 91 Day T-Bill. ESG Pool portfolio funded 9/29/2016. Fund performance has been backfilled and represents actual performance for periods shown. All data is preliminary.

Total Fund Asset Allocation vs. Policy

Community Foundation for Monterey - ESG Fund
Period Ending: February 28, 2023



	Current Balance (\$)	Current Allocation (%)	Policy Allocation (%)	Excess Allocation (%)	Policy Range (%)	Within IPS Range?
Domestic Equity	3,275,933	33.0	34.0	-1.0	20.0 - 65.0	Yes
International Equity	2,546,793	25.6	26.0	-0.4	15.0 - 40.0	Yes
Domestic Fixed Income	3,697,723	37.2	38.0	-0.8	30.0 - 50.0	Yes
Cash and Equivalents	416,081	4.2	2.0	2.2	0.0 - 5.0	Yes
Total	9,936,531	100.0	100.0	0.0		



COMMUNITY FOUNDATION FOR MONTEREY COUNTY

DRIM INVESTMENT PORTFOLIO

Activity for the Month of: February 2023

Market At Last Trade Date	Number of Shares	Code	Investment Account	Beginning Book	Beginning Market	Net Additions	Transfers	Interest & Dividends	Realized Gain(Loss)	Unrealized Gain(Loss)	Ending Book	Ending Market	Actual %
CASH ACCOUNTS:													
			Schwab - Cash	433,727	433,727	0	2,438	165	0	0	436,330	436,330	
			TOTAL CASH	433,727	433,727	0	2,438	165	0	0	436,330	436,330	16.5%
EQUITIES													
62.69	1,500.00	CLFD	Clearfield Inc.	154,607	107,190	0	0	0	0	(13,155)	154,607	94,035	3.6%
145.44	1,800.00	FIX	Comfort Systems USA	100,349	217,872	0	0	0	0	43,920	100,349	261,792	9.9%
121.87	3,000.00	FN	Fabrinet	149,560	394,980	0	0	0	0	(29,370)	149,560	365,610	13.9%
31.41	6,600.00	HASI	Hannon Armstrong	369,072	243,606	0	0	0	0	(36,300)	369,072	207,306	7.9%
112.69	750.00	HELE	Helen of Troy, LTD	103,793	84,833	0	0	0	0	(315)	103,793	84,518	3.2%
36.30	8,656.00	SHOO	Madden Steven, LTD	340,441	310,318	0	0	0	0	3,895	340,441	314,213	11.9%
120.61	2,500.00	MYRG	MYR Group	261,071	247,650	0	0	0	0	53,875	261,071	301,525	11.4%
105.22	1,900.00	NVEE	NV5 Global, Inc.	138,054	253,251	0	0	0	0	(53,333)	138,054	199,918	7.6%
86.92	2,000.00	WNS	WNS Holdings, LTD	96,064	169,460	0	0	0	0	4,380	96,064	173,840	6.6%
66.26	3,000.00	NEP	Nextera Energy Partners, LP	136,772	219,900	0	(2,438)	2,438	0	(21,120)	136,772	198,780	7.5%
			TOTAL EQUITIES	1,849,782	2,249,059	0	(2,438)	2,438	0	(47,523)	1,849,782	2,201,536	
GRAND TOTALS													
				2,283,509	2,682,786	0	0	2,603	0	(47,523)	2,286,112	2,637,866	100.0%

DRIM Review 1/31/2023



Neumeier Poma Investment Counsel (market value \$2,682,786)

PERFORMANCE

	1 MO	YTD	1 YR	SINCE INCEPTION (6/26/18)
DRIM Provider	4.5%	4.5%	-0.3%	6.9%
Policy Index (Russell 2000 Value)	9.5%	9.5%	-0.5%	5.1%
Foundation	5.9%	5.9%	-6.8%	--

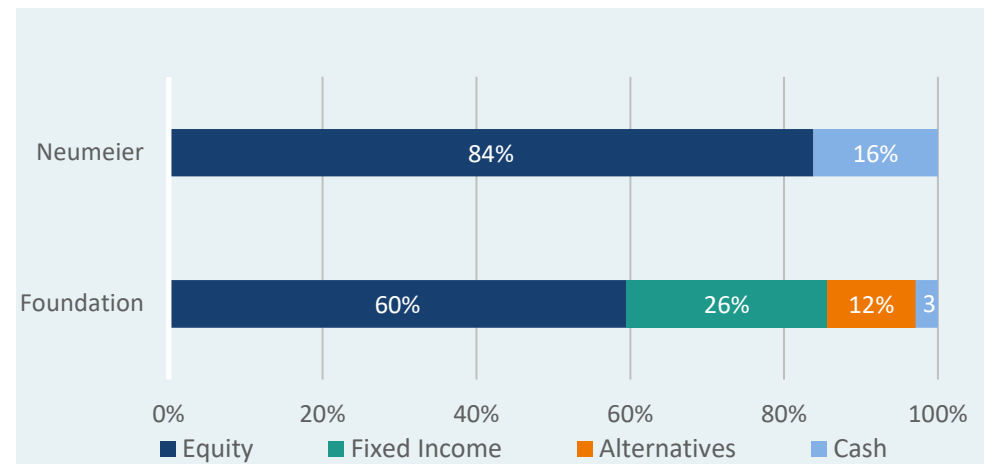
LARGEST HOLDINGS

	WEIGHT	% GAIN/LOSS
Money Market Fund	16.2%	--
Fabrinet	14.7%	164.1%
Steve Madden	11.6%	98.3%
NV5 Global Inc.	9.4%	83.4%
MYR Group Inc.	9.2%	-5.1%
Hannon Armstrong	9.1%	60.8%

ASSET ALLOCATION VS. MIN/MAX RANGE

ASSET CLASS	CURRENT	MIN	MAX
Equities	83.8%	70%	90%
Fixed Income	0%	0%	0%
Alternatives	0%	0%	10%
Cash & Equivalents	16.2%	10%	30%

ASSET ALLOCATION VS. FOUNDATION



Donor fund inception date: 6/26/2018. Returns 1 year and longer are annualized.

Note: During a quarterly review, the investment committee will also generally have the DRIM providers report for expanded detail.

COMMUNITY FOUNDATION FOR MONTEREY COUNTY
GIFTS - February 2023

Donor	Date	Amount	Fund
Mr. & Mrs. Joseph and Lori Grainger	2/1/2023	1,000	Tom Grainger Memorial Fund
Mr. & Ms. Gary and Judith Simon	2/1/2023	50	Casa de Noche Buena Special Purpose Fund
Mr. Anthony J. Amarante	2/1/2023	40	Casa de Noche Buena Special Purpose Fund
Mr. Brian Robinson & Ms. Barbara Carroll Robinson	2/1/2023	100	Casa de Noche Buena Special Purpose Fund
Mr. David S. Sabih	2/1/2023	1,000	The Fund for Homeless Women Non-Endowed Fund
Mr. James E. Krueger and Ms. Ellen Rankin	2/1/2023	10,000	Carmel Valley Manor Foundation Stewardship Fund
Mr. Vincent Arcaro	2/1/2023	100	Community Fund Carmel Valley Disaster Relief Fund
Mrs. Jane R. Barry	2/1/2023	2,500	The Fund for Monterey County
Ms. Julia Halsne	2/1/2023	50	Caste Action Alliance Scholarship Fund
Simpson Manufacturing Co., Inc.	2/1/2023	1,000	Pass Thru Fund
Carroll Family Charitable Foundation	2/1/2023	5,000	Sandy Loiacono Scholarship Fund
Ms. Virginia W. Stevens	2/1/2023	1,000	Casa de Noche Buena Special Purpose Fund
Mr. & Mrs. Bradley and Rosemary Tarp	2/2/2023	50	#liveforross:Fund for Safety Awareness & Education
Mr. & Mrs. Bradley and Rosemary Tarp	2/2/2023	50	#liveforross:Fund for Safety Awareness & Education
Mr. Mike Ventimiglia	2/2/2023	50	Casa de Noche Buena Special Purpose Fund
Mrs. Linda Frederiksen	2/2/2023	200	Casa de Noche Buena Special Purpose Fund
Ms. Roanne Ross	2/2/2023	50	Caste Action Alliance Scholarship Fund
Mr. & Mrs. James and Deitra Steiner	2/3/2023	100	Casa de Noche Buena Special Purpose Fund
Mr. Joseph Pimentel	2/3/2023	20	Monterey County Storm Relief Fund
Ms. Carol L. Farris	2/3/2023	100	Casa de Noche Buena Special Purpose Fund
Mr. & Mrs. Cody and Maija West	2/6/2023	400	Maija, Eva and Cody West Family Fund
Mr. & Mrs. Joe and Cinda Rossi	2/6/2023	100	CASA of Monterey County Scholarship Fund
Mr. Clinton J. Miller	2/6/2023	150	Northern Monterey County Foundation - Nonendowed
Mr. William H. Soskin and Mrs. Marian R. Penn	2/6/2023	200	David Soskin Memorial Fund
Mr. William Sirtak	2/6/2023	50	Monterey County Storm Relief Fund
County of Monterey - Auditor Controller	2/6/2023	174,446	COVID-19 Collaborative Community Health Workers
Bessemer Trust Company	2/6/2023	10,000	Carmel Valley Manor Foundation Stewardship Fund
Engstrom And West, Inc.	2/6/2023	417	Engstrom and West Fund

COMMUNITY FOUNDATION FOR MONTEREY COUNTY
GIFTS - February 2023

Donor	Date	Amount	Fund
Estate of Mrs. Robert Stanton	2/6/2023	241	The Fund for Monterey County
Salesforce.com, Inc	2/6/2023	250	Pass Thru Fund
Anonymous	2/7/2023	20	Casa de Noche Buena Special Purpose Fund
Anonymous	2/7/2023	100,000	Operating Fund
Ms. Barbara Ricciardi	2/7/2023	100	Casa de Noche Buena Special Purpose Fund
Ms. Jan Fernandez	2/7/2023	50	Casa de Noche Buena Special Purpose Fund
Ms. Noreen K. Nance	2/7/2023	250	The Fund for Homeless Women Non-Endowed Fund
Estate of Mrs. Robert Stanton	2/7/2023	278	The Fund for Monterey County
Mr. & Mrs. Gregory and Susi Tapson	2/8/2023	250	Traven Tapson Foundation
Mr. Adam W. Tight	2/8/2023	2,000	Del Rey Oaks Basketball Court
Mr. Dennis R. Mar	2/8/2023	200	Monterey County Storm Relief Fund
Mrs. Frances R. Gaver	2/8/2023	200	Casa de Noche Buena Special Purpose Fund
Ms. Karen Kelley	2/8/2023	100	Casa de Noche Buena Special Purpose Fund
Mr. & Mrs. David and Sheila Allaire	2/9/2023	1,000	Casa de Noche Buena Special Purpose Fund
Haynes Charitable Foundation	2/9/2023	1,000,000	Haynes Charitable Foundation Fund
Mr. Thomas Zinna	2/9/2023	5,000	Del Rey Oaks Basketball Court
Ms. Alexanne Mills	2/9/2023	100	Carmel Valley Manor Foundation Stewardship Fund
Old Republic Title Company-Fresno	2/9/2023	1,529	Sea Haven Fund
Chicago Title Company-4522	2/9/2023	3,421	Carmel Gives Fund
Mr. & Mrs. Miguel and Dorothy Errea	2/10/2023	50	The Fund for Monterey County
Mr. & Mrs. Miguel and Dorothy Errea	2/10/2023	50	Southern Monterey County Foundation
Ms. Katherine R. McDonald	2/10/2023	200	Monterey County Storm Relief Fund
Mr. John Day	2/13/2023	20	The Fund for Homeless Women Non-Endowed Fund
Tanimura Family Foundation	2/13/2023	100,000	Gonzales Community Center Capital Campaign
Old Republic Title Company-Fresno	2/13/2023	1,218	Sea Haven Fund
Post Ranch Inn	2/13/2023	5,000	Post Ranch Inn Big Sur Community Fund
Ms. Mary McCarthy	2/13/2023	25	Operating Fund
Community Human Services	2/13/2023	400,000	Community Human Services Stewardship Fund

COMMUNITY FOUNDATION FOR MONTEREY COUNTY
GIFTS - February 2023

Donor	Date	Amount	Fund
County of Monterey - Auditor Controller	2/13/2023	140,689	Community Health Literacy Program
Ms. Suzanne Samson	2/13/2023	200	Caste Action Alliance Scholarship Fund
Dr. Amy Sands and Ms. Eileen Nazzaro	2/14/2023	75	Casa de Noche Buena Special Purpose Fund
Mr. & Mrs. Arno and Linda Hanel	2/15/2023	8,000	Church in the Forest Fund for the Future
Mr. & Mrs. Brandon J. & Carolyn J. Swanson	2/15/2023	100	Casa de Noche Buena Special Purpose Fund
Mr. & Mrs. Earl Wayne and Linda Cruzan	2/15/2023	85	Monterey Public Library Fund
Central California Alliance for Health	2/15/2023	11,351	Central California Alliance for Health COVID Fund
Mr. Andrew Sutton	2/15/2023	200	Community Fund Carmel Valley Disaster Relief Fund
Old Republic Title Company-Fresno	2/15/2023	1,653	Sea Haven Fund
Chicago Title Company-4525	2/15/2023	2,670	Carmel Gives Fund
Mr. & Mrs. Larry and Carle Mowell	2/16/2023	8,313	Lawrence and Carleton Mowell Fund
Kelly Wahlen	2/17/2023	100	#liveforross:Fund for Safety Awareness & Education
Mr. Dan Ames	2/17/2023	50	#liveforross:Fund for Safety Awareness & Education
Old Republic Title Company-Fresno	2/17/2023	1,533	Sea Haven Fund
Ms. Jennifer Kuyper	2/17/2023	225	Operating Fund
Ms. Linda Dawson-Elliott	2/17/2023	25	Pass Thru Fund
Ms. Lisa Barnes	2/17/2023	500	Traven Tapson Foundation
County of Monterey - Auditor Controller	2/17/2023	145,120	Community Health Literacy Program
Unity Church of Monterey Bay	2/17/2023	500	Monterey County Storm Relief Fund
Whitaker Davis Insurance Services	2/17/2023	5,000	Monterey County Children's Fund
Ms. An McDowell	2/20/2023	100	Caste Action Alliance Scholarship Fund
Rancho Cielo	2/21/2023	1,364	Rancho Cielo Endowment Fund
D'Arrigo Brothers Company	2/21/2023	500	Casa de Noche Buena Special Purpose Fund
Old Republic Title Company-Fresno	2/21/2023	1,712	Sea Haven Fund
Anonymous	2/21/2023	240	Monterey County Storm Relief Fund
Ms. Shannon Kirby	2/21/2023	100	Casa de Noche Buena Special Purpose Fund
Ms. Stephanie W. Ruskell	2/21/2023	100	Casa de Noche Buena Special Purpose Fund
Anonymous	2/21/2023	63,476	College Futures Monterey County Fund

COMMUNITY FOUNDATION FOR MONTEREY COUNTY
GIFTS - February 2023

Donor	Date	Amount	Fund
Chicago Title Company-4525	2/21/2023	2,603	Carmel Gives Fund
Chicago Title Company-4525	2/21/2023	2,603	Carmel Gives Fund
Chicago Title Company-4527	2/21/2023	6,742	Carmel Gives Fund
First American Title Company - Carmel	2/21/2023	19,580	Carmel Gives Fund
S.T.A.R. Foundation of Monterey County	2/22/2023	25,000	Reg Huston / S.T.A.R. Scholarship for the Performing Arts
Mr. Stephen J. Ikemiya, D.D.S.	2/22/2023	100	Men's Golf Association Community Impact Fund
Ms. Kelsey Gray	2/22/2023	200	Casa de Noche Buena Special Purpose Fund
Conrad N. Hilton Foundation	2/23/2023	250,000	Monterey County Storm Relief Fund
Ms. Cheryl M. Plaskett	2/23/2023	50	Casa de Noche Buena Special Purpose Fund
County of Monterey - Auditor Controller	2/23/2023	174,446	COVID-19 Collaborative Community Health Workers
Chicago Title Company-4527	2/23/2023	2,108	Carmel Gives Fund
Mr. George Powell	2/24/2023	100	Traven Tapson Foundation
Monterey Peninsula Foundation	2/24/2023	280,000	The Morse Foundation Stewardship Fund
Carmel Woman's Club	2/24/2023	20,000	Carmel Woman's Club Scholarship Fund
Chicago Title Company-4522	2/24/2023	5,118	Carmel Gives Fund
Chicago Title Company-4522	2/24/2023	9,568	Carmel Gives Fund
Ms. Tami Sojka	2/25/2023	250	Caste Action Alliance Scholarship Fund
Ms. Nancy Verska	2/26/2023	200	Monterey County Children's Fund
CoCo Wood	2/27/2023	100	Monterey County Children's Fund
Old Republic Title Company-Carmel	2/27/2023	1,663	Carmel Gives Fund
Old Republic Title Company-Carmel	2/27/2023	2,403	Carmel Gives Fund
Old Republic Title Company-Carmel	2/27/2023	3,197	Carmel Gives Fund
Old Republic Title Company-Fresno	2/27/2023	1,399	Sea Haven Fund
Estate of Mrs. Robert Stanton	2/27/2023	4,616	The Fund for Monterey County
Mr. & Mrs. Dennis and Edna Terry	2/28/2023	100	Community Fund for Carmel Valley - Endowed
Vanguard Charitable - The Penn-Soskin Fund	2/28/2023	21,674	David Soskin Memorial Fund
Mr. Earl S. Cory	2/28/2023	50	Pacific Grove Library Friends & Foundation Fund
Ms. Dawn Hartsock	2/28/2023	25	Casa de Noche Buena Special Purpose Fund

COMMUNITY FOUNDATION FOR MONTEREY COUNTY
GIFTS - February 2023

Donor	Date	Amount	Fund
Ms. Luz Garcia	2/28/2023	10,000	Gonzales Community Center Capital Campaign
Ms. Marie P. de Jong	2/28/2023	500	Richard Gourley Memorial Scholarship Fund
The Peggy and Jack Baskin Foundation	2/28/2023	5,000	Monterey County Storm Relief Fund
Fidelity Charitable - Stahl Family Charitable Fund	2/28/2023	1,000	Operating Fund
The Benevity Community Impact Fund	2/28/2023	197	Pass Thru Fund
Total		3,074,347.64	
Interfund Gifts			
Community Foundation for Monterey County	2/1/2023	2,640	Reg Huston/S.T.A.R. Scholarship for the Performing Arts
Community Foundation for Monterey County	2/1/2023	623	Monterey County Storm Relief Fund
Community Foundation for Monterey County	2/1/2023	975,781	Pacific Grove Library Friends & Foundation Fund
Community Foundation for Monterey County	2/6/2023	43,222	Reg Huston/S.T.A.R. Scholarship for the Performing Arts
Community Foundation for Monterey County	2/10/2023	43,585	The Herman & Helen Kasavan Stewardship Fund
Community Foundation for Monterey County	2/10/2023	2,000	Monterey County Storm Relief Fund
Community Foundation for Monterey County	2/10/2023	31,327	Allan & Dolores Rosoff Family Stewardship Fund
Community Foundation for Monterey County	2/24/2023	70,000	College Futures Monterey County Fund
Community Foundation for Monterey County	2/24/2023	500	Monterey County Storm Relief Fund
Community Foundation for Monterey County	2/28/2023	109,359	The Fund for Homeless Women Non-Endowed Fund
Community Foundation for Monterey County	2/28/2023	3,671	Park It! Stewardship Fund
Community Foundation for Monterey County	2/28/2023	29,426	Siembra Latinos Fund - Nonendowed
Total		\$1,312,132.57	
Contribution & Bequest Receivable			
	Date	Amount	Fund
Total Receivables		-	

COMMUNITY FOUNDATION FOR MONTEREY COUNTY
GRANTS - FEBRUARY 2023

Grantee	Program Name	Granted	Date	Fund
Action Against Hunger USA	general operating support	75	2/10/2023	Pass Thru Fund
American Cancer Society-West Region	general operating support	75	2/10/2023	Pass Thru Fund
American Institute of Architects Monterey Bay	Reimbursement of expenses 2022 Stanton Awards	3,960	2/10/2023	Robert Stanton Award Fund
American Red Cross of the Central Coast	general operating support	250	2/10/2023	Pass Thru Fund
American Society for the Prevention of Cruelty to Animals	general operating support	75	2/10/2023	Pass Thru Fund
AmeriCares	general operating support	75	2/10/2023	Pass Thru Fund
Anti-Defamation League	general operating support	2,500	2/10/2023	The Graham-Freed Family Foundation Fund
Big Sur Health Center	general operating support	5,000	2/10/2023	The Graham-Freed Family Foundation Fund
Brady Center To Prevent Gun Violence	general operating support	250	2/10/2023	Shing Taylor Fund
Cal Farleys Boys Ranch Foundation	general operating support	75	2/10/2023	Pass Thru Fund
Cal Poly Foundation	CAFES Rick Antle Memorial Scholarship	25,000	2/10/2023	Rick and Tonya Antle Fund
Carmel River Watershed Conservancy	Strategic Planning	5,000	2/10/2023	Center for Nonprofit Excellence #7
Carmel Valley Manor	Northern California Retirement Homes Inc. operation fund	65,716	2/10/2023	Carmel Valley Manor Foundation Stewardship Fund
Carmel Valley Manor	Carmel Valley Manor Foundation operation fund	13,084	2/10/2023	Carmel Valley Manor Foundation Stewardship Fund
Casa de la Cultura	Storm relief for North Monterey Co families	15,000	2/10/2023	Monterey County Storm Relief Fund
Casa de la Cultura Center	storm response efforts	5,000	2/10/2023	Pass Thru Fund
Childfund International USA	general operating support	75	2/10/2023	Pass Thru Fund
Covenant House California	general operating support	50	2/10/2023	Pass Thru Fund
Dentistry 4 Vets	Facilitated retreat: board development, program growth	5,000	2/10/2023	General Endowment - Opportunity Fund
Doctors Without Borders	general operating support	50	2/10/2023	Pass Thru Fund
Elkhorn Slough Foundation	general operating support	600	2/10/2023	Pass Thru Fund
Father Flanagans Boys Home	general operating support	75	2/10/2023	Pass Thru Fund
Feed The Children, Inc.	general operating support	75	2/10/2023	Pass Thru Fund
Feed the Hungry Inc	general operating support	75	2/10/2023	Pass Thru Fund
Feeding America	general operating support	200	2/10/2023	Pass Thru Fund
Food Bank for Monterey County	general operating support	600	2/10/2023	Pass Thru Fund
Food for the Poor, Inc.	general operating support	75	2/10/2023	Pass Thru Fund
Franciscan Workers of Junipero Serra	Dorothy's Place for Making a Difference	5,000	2/10/2023	Elke Junger Making a Difference Fund
Franciscan Workers of Junipero Serra	Dorothy's Place	600	2/10/2023	Pass Thru Fund
Gateway Center of Monterey County Inc.	60th Anniversary Celebration fundraiser -courtyard remodel	10,000	2/10/2023	Carmel Gives Fund
Girl Scouts of California's Central Coast	general operating support	500	2/10/2023	Pass Thru Fund
Hampshire College	general operating support	250	2/10/2023	Shing Taylor Fund
Hanna Boys Center	general operating support	50	2/10/2023	Pass Thru Fund
Harmony at Home	the strategic plan fund	15,000	2/10/2023	Carmel Gives Fund
Junior Achievement of Northern California, Inc.	Support of the Inn at Spanish Bay event	500	2/10/2023	Andrew & Phyllis D'Arrigo Fund 2
Karuna Charities Inc	general operating support	250	2/10/2023	Buchalter/Adler Family Fund
KDFC	general operating support	250	2/10/2023	Pass Thru Fund

COMMUNITY FOUNDATION FOR MONTEREY COUNTY

GRANTS - FEBRUARY 2023

Grantee	Program Name	Granted	Date	Fund
KQED, Inc.	general operating support	250	2/10/2023	Pass Thru Fund
Marine Toys for Tots Foundation	general operating support	250	2/10/2023	Pass Thru Fund
Meals on Wheels of the Monterey Peninsula	general operating support	2,500	2/10/2023	The Graham-Freed Family Foundation Fund
Mee Memorial Hospital	Broadway Pediatric Clinic Mural	5,000	2/10/2023	General Endowment - Opportunity Fund
Mercy Home	general operating support	150	2/10/2023	Pass Thru Fund
Montage Health Foundation	Ohana Program	100,000	2/10/2023	Colburn and Alana Jones Foundation
Montage Health Foundation	general operating support	1,000	2/10/2023	Joseph and Elizabeth Heston Family Foundation
Monterey Bay National Marine Sanctuary Foundation	educational program for kelp restoration	5,000	2/10/2023	The Graham-Freed Family Foundation Fund
Monterey County Symphony Association	general operating support	1,000	2/10/2023	Joseph and Elizabeth Heston Family Foundation
Monterey Firefighters Community Foundation	sponsorship of fire engine logo	2,000	2/10/2023	Carmel Gives Fund
Monterey Firefighters Community Foundation	Storm-related equipment chainsaws	5,760	2/10/2023	Monterey County Storm Relief Fund
Monterey Jazz Festival	general operating support	2,150	2/10/2023	Barbara Paul and Tom LaFaille Fund
Monterey Public Library Friends & Foundation	General operating support	2,500	2/10/2023	Pass Thru Fund
National Parks Conservation Association	general operating support	75	2/10/2023	Pass Thru Fund
No Kid Hungry	general operating support	75	2/10/2023	Pass Thru Fund
Pajaro Valley Prevention and Student Assistance	Financial support for North Monterey Co families	30,000	2/10/2023	Monterey County Storm Relief Fund
Panetta Institute for Public Policy	general operating support	1,000	2/10/2023	Joseph and Elizabeth Heston Family Foundation
Project HOPE -The People-to-People Health Foundation	general operating support	75	2/10/2023	Pass Thru Fund
Rancho Cielo	general operating support	5,000	2/10/2023	The Graham-Freed Family Foundation Fund
Reading is Fundamental, Inc.	general operating support	75	2/10/2023	Pass Thru Fund
Salvation Army - Monterey Peninsula Corps	general operating support	2,000	2/10/2023	Joseph and Elizabeth Heston Family Foundation
Salvation Army of Salinas California	general operating support	300	2/10/2023	Pass Thru Fund
Slavic American Cultural Organization	Silver level support of the SACO/SAEP fundraiser	500	2/10/2023	Pass Thru Fund
SPCA Monterey County	general operating support	75	2/10/2023	Pass Thru Fund
St. Joseph's Indian School	general operating support	50	2/10/2023	Pass Thru Fund
St. Jude Children's Research Hospital	general operating support	75	2/10/2023	Pass Thru Fund
The Equine Healing Collaborative	Storm damage recovery/repairs	4,850	2/10/2023	Monterey County Storm Relief Fund
The Morse Foundation	general operating support	25,000	2/10/2023	The Morse Foundation Stewardship Fund
Trust for Public Land	general operating support	75	2/10/2023	Pass Thru Fund
United States Fund for UNICEF	general operating support	75	2/10/2023	Pass Thru Fund
United Way Monterey County	general operating support	10,000	2/10/2023	Joseph and Elizabeth Heston Family Foundation
United Way Monterey County	general operating support	600	2/10/2023	Pass Thru Fund
University Corporation at Monterey Bay	scholarships	250	2/10/2023	Pass Thru Fund
Watsonville High School	Agriculture Dep. for students to attend State FFA Convention	900	2/10/2023	Pass Thru Fund
York School	annual fund	2,500	2/10/2023	Joseph and Elizabeth Heston Family Foundation
Youth Music Monterey	general operating support	1,000	2/10/2023	Joseph and Elizabeth Heston Family Foundation
Carmel Valley Manor	Carmel Valley Manor Foundation operation fund	3,000	2/17/2023	Carmel Valley Manor Foundation Stewardship Fund

COMMUNITY FOUNDATION FOR MONTEREY COUNTY

GRANTS - FEBRUARY 2023

Grantee	Program Name	Granted	Date	Fund
Carmel Valley Manor	art purchases, installation and restoration for the Art Program	35,410	2/17/2023	Carmel Valley Manor Foundation Stewardship Fund
ACTION Council of Monterey County	HHS VIDA November 2022 Work	135,300	2/24/2023	Community Health Literacy Program
Agriculture and Land-Based Training Association (ALBA)	general support	20,000	2/24/2023	DeWitt Fund
All Saints' Episcopal Day School	general operating support	250	2/24/2023	Steck Family Fund
American Red Cross - Boone, IA	Earthquake Relief for Lower Turkey and Upper Syria.	2,000	2/24/2023	Andrew & Phyllis D'Arrigo Fund 2
American Red Cross - Boone, IA	Turkiye (Turkey) earthquake	1,000	2/24/2023	Tracy Gibbons Charitable Fund
Bi-County Fair Inc	purchase portable stalls used for 4-H farm animals	10,000	2/24/2023	Fuhs Family Foundation Fund
Big Sur Land Trust	Storm recovery at Mitteldorf Preserve	30,000	2/24/2023	Monterey County Storm Relief Fund
Big Sur Land Trust	general operating support	1,000	2/24/2023	Pass Thru Fund
Big Sur Park School	Financial support for teachers and classroom repairs	7,500	2/24/2023	Monterey County Storm Relief Fund
Boys & Girls Clubs of Monterey County	general operating support	500	2/24/2023	Bareuther Family Foundation
Cal Farleys Boys Ranch Foundation	general operating support	50	2/24/2023	Pass Thru Fund
Cal Poly Foundation	the Rick Antle Memorial Scholarship	25,000	2/24/2023	Antle Family Fund
Canine Companions for Independence	general operating support	100,000	2/24/2023	DeWitt Fund
CARE	general operating support	75	2/24/2023	Pass Thru Fund
Carmel Foundation	gold sponsorship of the Philanthropic Foodie Event	1,000	2/24/2023	Carmel Gives Fund
Carmel Valley Rotary Club Foundation	general operating support	250	2/24/2023	Steck Family Fund
Carmel Valley Trail & Saddle Club Community Fndn. Inc.	Recovery for community meeting space	5,662	2/24/2023	Community Fund for Carmel Valley Disaster Relief Fund
Catholic Charities Of The Diocese Of Monterey	Storm relief for impacted communities	50,000	2/24/2023	Monterey County Storm Relief Fund
Center for Community Advocacy	general operating support	25,000	2/24/2023	Antle Family Fund
Children's Advocacy Center of Hidalgo County	general operating support in honor of Dr. Danielle Fox	1,500	2/24/2023	Rick and Tonya Antle Fund
Food Bank for Monterey County	Flood emergency food and supplies distribution	30,000	2/24/2023	Monterey County Storm Relief Fund
Harmony at Home	general operating support	16,000	2/24/2023	Lenore and Dale Meyer Fund
Hartnell College Foundation	the Don Crawford Memorial Fund	25,000	2/24/2023	Antle Family Fund
Help Hope Live	Relay for Rachael Short, Team Mudslides/Daphne Jensen	500	2/24/2023	Carmel Gives Fund
Hope, Horses and Kids	general support	20,000	2/24/2023	DeWitt Fund
International Rescue Committee	to aid victims of the earthquake in Turkey and Syria	1,000	2/24/2023	Buchalter/Adler Family Fund
Lopez Center for Community and the Arts	\$620.00 to support the Pearl Django Concert/where needed	2,000	2/24/2023	Ramsey Shirk Fund
Max's Helping Paws Foundation -Monterey	general operating support	16,000	2/24/2023	Lenore and Dale Meyer Fund
Monterey Peninsula Audubon Society	For Washington Park Rehabilitation Fund	1,500	2/24/2023	Reese Family Fund
National Park Foundation	general operating support	75	2/24/2023	Pass Thru Fund
Natividad Medical Foundation	The Agricultural Leadership Council	10,000	2/24/2023	Antle Family Fund
Natividad Medical Foundation	TALC designation	10,000	2/24/2023	Haynes Charitable Foundation Fund
Peace of Mind Dog Rescue	general operating support	16,000	2/24/2023	Lenore and Dale Meyer Fund
Punahou School	general operating support	250	2/24/2023	Steck Family Fund
Rancho Cielo	general support	70,000	2/24/2023	DeWitt Fund
Rancho Cielo	SIEDI Inclusive Communications Project	23,649	2/24/2023	James Irvine Fndn. Salinas Inclusive Economic Initiative

COMMUNITY FOUNDATION FOR MONTEREY COUNTY
GRANTS - FEBRUARY 2023

Grantee	Program Name	Granted	Date	Fund
Read to Me Project	general support	10,000	2/24/2023	DeWitt Fund
Return of the Natives	general operating support	250	2/24/2023	Pass Thru Fund
Salinas Girls Fastpitch, Inc.	Salinas Storm Girls Fastpitch, Inc.	2,250	2/24/2023	Traven Tapson Foundation
Salinas Rotary Club Charitable Fund	Pigs N Pinot Fundraiser	1,000	2/24/2023	Haynes Charitable Foundation Fund
Salinas Senior Center, Inc.	general operating support	1,376	2/24/2023	Don Nucci Fund for the Salinas Valley
Salvation Army of Salinas California	general operating support	25,000	2/24/2023	Antle Family Fund
San Francisco AIDS Foundation	AIS/Lifecycle 2023 cycling event, Neil Case Participant 3559	500	2/24/2023	Carmel Gives Fund
Sierra Club Foundation	general operating support	75	2/24/2023	Pass Thru Fund
Smithsonian Institution	general operating support	250	2/24/2023	Pass Thru Fund
SPCA Monterey County	general operating support	5,000	2/24/2023	The Graham-Freed Family Foundation Fund
SOS Children's Villages USA, Inc.	general operating support	75	2/24/2023	Pass Thru Fund
South Coast Community Land Trust	Storm relief for Big Sur South Coast families	30,000	2/24/2023	Monterey County Storm Relief Fund
Stand Up To Cancer	general operating support	5,000	2/24/2023	The Graham-Freed Family Foundation Fund
Stanford University	the Department of Neurology and Neurological Sciences for Trans	166,000	2/24/2023	Lenore and Dale Meyer Fund
Sunset Cultural Center	general operating support	12,000	2/24/2023	Lenore and Dale Meyer Fund
Turning Green	general operating support	5,000	2/24/2023	The Graham-Freed Family Foundation Fund
UC Santa Cruz Foundation	Steck Family Scholarship Fund	1,500	2/24/2023	Steck Family Fund
United States Fund for UNICEF	to aid victims of the earthquake in Turkey and Syria	750	2/24/2023	Jim and Barb Gianelli Fund
United States Fund for UNICEF	Syrian earthquake assistance	500	2/24/2023	Mads and Susan Bjerre Charitable Fund
United States Fund for UNICEF	to help kids in war-torn countries like Ukraine &/or Syria	1,000	2/24/2023	Tracy Gibbons Charitable Fund
University of Arizona Foundation - Integrative Medicine	the general fund to build the new curator position	100,000	2/24/2023	Colburn and Alana Jones Foundation
World Central Kitchen, Inc.	Syria/Turkey relief efforts	1,000	2/24/2023	Tracy Gibbons Charitable Fund
World Food Program USA	famine relief in Somalia/Sudan	1,000	2/24/2023	Tracy Gibbons Charitable Fund
Yosemite Foundation	general operating support	50	2/24/2023	Pass Thru Fund
Access Monterey Peninsula	Monterey County Gives! 2022	3,375	2/28/2023	Monterey County Gives!
ACTION Council of Monterey County	Monterey County Gives! 2022 for Building Healthy Communities	6,891	2/28/2023	Monterey County Gives!
Agriculture and Land-Based Training Association (ALBA)	Monterey County Gives! 2022	4,126	2/28/2023	Monterey County Gives!
AIM for Mental Health	Monterey County Gives! 2022	301,690	2/28/2023	Monterey County Gives!
AI & Friends	Monterey County Gives! 2022	34,216	2/28/2023	Monterey County Gives!
AI & Friends	for the Ingenuity Award for MC Gives! 2022	2,500	2/28/2023	Monterey County Gives!
Alisal Center for the Fine Arts	Monterey County Gives! 2022	5,499	2/28/2023	Monterey County Gives!
Alliance On Aging Inc	Monterey County Gives! 2022	60,921	2/28/2023	Monterey County Gives!
Alternative Newsweekly Foundation	Monterey County Gives! 2022 Fund for Independent Journalism in	44,170	2/28/2023	Monterey County Gives!
Alzheimer's Disease and Related Disorders Association	Monterey County Gives! 2022	45,801	2/28/2023	Monterey County Gives!
American Red Cross of the Central Coast	Monterey County Gives! 2022	41,131	2/28/2023	Monterey County Gives!
Animal Friends Rescue Project	Monterey County Gives! 2022	171,970	2/28/2023	Monterey County Gives!
ARIEL Theatrical, Inc.	Monterey County Gives! 2022	32,594	2/28/2023	Monterey County Gives!

COMMUNITY FOUNDATION FOR MONTEREY COUNTY

GRANTS - FEBRUARY 2023

Grantee	Program Name	Granted	Date	Fund
Arts Council for Monterey County	Monterey County Gives! 2022	42,786	2/28/2023	Monterey County Gives!
Arts Habitat	Monterey County Gives! 2022	13,063	2/28/2023	Monterey County Gives!
AT&T Pebble Beach Junior Golf Association	Monterey County Gives! 2022	33,320	2/28/2023	Monterey County Gives!
Bay Area Community Services Inc	Monterey County Gives! 2022	653	2/28/2023	Monterey County Gives!
Big Sur Fire	Monterey County Gives! 2022	134,151	2/28/2023	Monterey County Gives!
Big Sur Health Center	Monterey County Gives! 2022	125,599	2/28/2023	Monterey County Gives!
Big Sur Land Trust	Monterey County Gives! 2022	173,780	2/28/2023	Monterey County Gives!
Big Sur Marathon Foundation	Monterey County Gives! 2022	8,709	2/28/2023	Monterey County Gives!
Big Sur Park School	Monterey County Gives! 2022	31,109	2/28/2023	Monterey County Gives!
BirchBark Foundation	Monterey County Gives! 2022	36,407	2/28/2023	Monterey County Gives!
Blind & Visually Impaired Center of Monterey County	Monterey County Gives! 2022	47,676	2/28/2023	Monterey County Gives!
Bob Hoover Academy	Monterey County Gives! 2022	20,210	2/28/2023	Monterey County Gives!
Boys & Girls Clubs of Monterey County	Monterey County Gives! 2022	90,538	2/28/2023	Monterey County Gives!
Breakthrough Men's Community	Monterey County Gives! 2022	46,017	2/28/2023	Monterey County Gives!
Breast Cancer Assistance Group Monterey Peninsula	Monterey County Gives! 2022	34,466	2/28/2023	Monterey County Gives!
Camerata Singers	Monterey County Gives! 2022	21,420	2/28/2023	Monterey County Gives!
Cancer Patients Alliance	Monterey County Gives! 2022	59,084	2/28/2023	Monterey County Gives!
Canine Companions for Independence	Monterey County Gives! 2022	10,943	2/28/2023	Monterey County Gives!
Carl Cherry Center for the Arts	Monterey County Gives! 2022	11,386	2/28/2023	Monterey County Gives!
Carmel Art Association	Monterey County Gives! 2022	27,365	2/28/2023	Monterey County Gives!
Carmel Bach Festival	Monterey County Gives! 2022	76,328	2/28/2023	Monterey County Gives!
Carmel Foundation	Monterey County Gives! 2022	77,318	2/28/2023	Monterey County Gives!
Carmel Mission Foundation	Monterey County Gives! 2022	8,449	2/28/2023	Monterey County Gives!
Carmel Music Society	Monterey County Gives! 2022	40,504	2/28/2023	Monterey County Gives!
Carmel River Steelhead Association	Monterey County Gives! 2022	16,245	2/28/2023	Monterey County Gives!
Carmel Valley Community Youth Center	Monterey County Gives! 2022	24,845	2/28/2023	Monterey County Gives!
Carmel-By-The Sea Public Library Foundation	Monterey County Gives! 2022	48,464	2/28/2023	Monterey County Gives!
CASA of Monterey County	Monterey County Gives! 2022	154,966	2/28/2023	Monterey County Gives!
Catholic Charities Of The Diocese Of Monterey	Monterey County Gives! 2022	42,992	2/28/2023	Monterey County Gives!
Center for Community Advocacy	Monterey County Gives! 2022	7,513	2/28/2023	Monterey County Gives!
Center for Photographic Art	Monterey County Gives! 2022	122,896	2/28/2023	Monterey County Gives!
Central Coast VNA and Hospice	Monterey County Gives! 2022	50,957	2/28/2023	Monterey County Gives!
Chamber Music Monterey Bay	Monterey County Gives! 2022	65,575	2/28/2023	Monterey County Gives!
Chartwell School	Monterey County Gives! 2022	141,867	2/28/2023	Monterey County Gives!
City of Greenfield	Monterey County Gives! 2022 for the Science Workshop	23,697	2/28/2023	Monterey County Gives!
Coalition of Homeless Services Providers	Monterey County Gives! 2022	14,605	2/28/2023	Monterey County Gives!
Coastal Kids Home Care	Monterey County Gives! 2022	25,504	2/28/2023	Monterey County Gives!

COMMUNITY FOUNDATION FOR MONTEREY COUNTY

GRANTS - FEBRUARY 2023

Grantee	Program Name	Granted	Date	Fund
Communities for Sustainable Monterey County	Monterey County Gives! 2022	49,882	2/28/2023	Monterey County Gives!
Communities Organized for Relational Power in Action	Monterey County Gives! 2022	20,787	2/28/2023	Monterey County Gives!
Community Association of Big Sur	Monterey County Gives! 2022	148,135	2/28/2023	Monterey County Gives!
Community Builders for Monterey County	Monterey County Gives! 2022	3,456	2/28/2023	Monterey County Gives!
Community Emergency Response Volunteers Monterey	Monterey County Gives! 2022	1,233	2/28/2023	Monterey County Gives!
Community Homeless Solutions	Monterey County Gives! 2022	31,726	2/28/2023	Monterey County Gives!
Community Human Services	Monterey County Gives! 2022	118,727	2/28/2023	Monterey County Gives!
Community Initiatives	Monterey County Gives! 2022 for Regeneración - Pájaro Valley	25,407	2/28/2023	Monterey County Gives!
Community Initiatives	Monterey County Gives! 2022 for Salinas Science Workshop	10,304	2/28/2023	Monterey County Gives!
Community Partnership for Youth	Monterey County Gives! 2022	40,030	2/28/2023	Monterey County Gives!
Conservancy for the Range of the Condor	Monterey County Gives! 2022	11,294	2/28/2023	Monterey County Gives!
Dentistry 4 Vets	Monterey County Gives! 2022	137,260	2/28/2023	Monterey County Gives!
Digital NEST	Monterey County Gives! 2022	30,356	2/28/2023	Monterey County Gives!
Door to Hope	Monterey County Gives! 2022	3,687	2/28/2023	Monterey County Gives!
El Sistema USA / Salinas	Monterey County Gives! 2022	40,240	2/28/2023	Monterey County Gives!
El Sistema USA / Salinas	the Florence Haspel Zeve Award for MC Gives! 2022	1,000	2/28/2023	Monterey County Gives!
Elkhorn Slough Foundation	Monterey County Gives! 2022	172,907	2/28/2023	Monterey County Gives!
Esselen Tribe of Monterey County	Monterey County Gives! 2022	43,753	2/28/2023	Monterey County Gives!
Everyone's Harvest	Monterey County Gives! 2022	51,568	2/28/2023	Monterey County Gives!
First Night Monterey	Monterey County Gives! 2022	10,039	2/28/2023	Monterey County Gives!
Food Bank for Monterey County	Monterey County Gives! 2022	342,263	2/28/2023	Monterey County Gives!
Foundation for Monterey County Free Libraries	Monterey County Gives! 2022	38,461	2/28/2023	Monterey County Gives!
Franciscan Workers of Junipero Serra	Monterey County Gives! 2022 for Dorothy's Place	105,106	2/28/2023	Monterey County Gives!
Friends of Camp SEA Lab	Monterey County Gives! 2022	3,387	2/28/2023	Monterey County Gives!
Friends Of Monterey Academy Oceanographic Science	Monterey County Gives! 2022	34,029	2/28/2023	Monterey County Gives!
Friends of Seaside Parks Association	Monterey County Gives! 2022	5,415	2/28/2023	Monterey County Gives!
Friends of the Marina Library	Monterey County Gives! 2022	19,770	2/28/2023	Monterey County Gives!
Friends Of The Salinas Public Libraries	Monterey County Gives! 2022	6,718	2/28/2023	Monterey County Gives!
Future Citizens Foundation DBA First Tee Monterey	Monterey County Gives! 2022	11,672	2/28/2023	Monterey County Gives!
Gateway Center of Monterey County Inc.	Monterey County Gives! 2022	47,287	2/28/2023	Monterey County Gives!
Gathering for Women-Monterey	Monterey County Gives! 2022	224,663	2/28/2023	Monterey County Gives!
Gil Basketball Academy	Monterey County Gives! 2022	5,950	2/28/2023	Monterey County Gives!
Girls Inc. of the Central Coast	Monterey County Gives! 2022	64,553	2/28/2023	Monterey County Gives!
Golden Oldies Cat Rescue	Monterey County Gives! 2022	80,523	2/28/2023	Monterey County Gives!
Guitars Not Guns - Monterey County Chapter	Monterey County Gives! 2022	22,697	2/28/2023	Monterey County Gives!
Habitat for Humanity Monterey Bay	Monterey County Gives! 2022	45,891	2/28/2023	Monterey County Gives!
Hands to Help Seniors	Monterey County Gives! 2022	9,279	2/28/2023	Monterey County Gives!

COMMUNITY FOUNDATION FOR MONTEREY COUNTY
GRANTS - FEBRUARY 2023

Grantee	Program Name	Granted	Date	Fund
Harmony at Home	Monterey County Gives! 2022	128,567	2/28/2023	Monterey County Gives!
Hartnell College Foundation	Monterey County Gives! 2022	9,320	2/28/2023	Monterey County Gives!
Healing & Reconciliation Institute	Monterey County Gives! 2022	13,184	2/28/2023	Monterey County Gives!
Healing Partners of the Central Coast	Monterey County Gives! 2022	106,541	2/28/2023	Monterey County Gives!
Health Projects Center	Monterey County Gives! 2022	2,705	2/28/2023	Monterey County Gives!
Henry Miller Memorial Library	Monterey County Gives! 2022	74,343	2/28/2023	Monterey County Gives!
Hidden Valley Music Seminars	Monterey County Gives! 2022	62,149	2/28/2023	Monterey County Gives!
Hijos Del Sol Arts Productions	Monterey County Gives! 2022	10,416	2/28/2023	Monterey County Gives!
HOPE Services	Monterey County Gives! 2022	1,671	2/28/2023	Monterey County Gives!
Hope, Horses and Kids	Monterey County Gives! 2022	62,066	2/28/2023	Monterey County Gives!
Hospice Giving Foundation	Monterey County Gives! 2022	65,916	2/28/2023	Monterey County Gives!
Housing Resource Center	Monterey County Gives! 2022	33,140	2/28/2023	Monterey County Gives!
I Cantori Di Carmel	Monterey County Gives! 2022	22,999	2/28/2023	Monterey County Gives!
Independent Transportation Network	Monterey County Gives! 2022	13,153	2/28/2023	Monterey County Gives!
Interim, Inc.	Monterey County Gives! 2022	65,482	2/28/2023	Monterey County Gives!
Junior League of Monterey County	Monterey County Gives! 2022	8,160	2/28/2023	Monterey County Gives!
Legal Services for Seniors	Monterey County Gives! 2022	55,778	2/28/2023	Monterey County Gives!
Loaves, Fishes & Computers Inc	Monterey County Gives! 2022	47,020	2/28/2023	Monterey County Gives!
Lyceum of Monterey County	Monterey County Gives! 2022	11,933	2/28/2023	Monterey County Gives!
Marina Youth Arts	Monterey County Gives! 2022	19,697	2/28/2023	Monterey County Gives!
Marine Life Studies	Monterey County Gives! 2022	86,618	2/28/2023	Monterey County Gives!
Max's Helping Paws Foundation -Monterey	Monterey County Gives! 2022	82,865	2/28/2023	Monterey County Gives!
Meals on Wheels of the Monterey Peninsula	Monterey County Gives! 2022	312,521	2/28/2023	Monterey County Gives!
Meals on Wheels of the Salinas Valley, Inc.	Monterey County Gives! 2022	48,299	2/28/2023	Monterey County Gives!
Mearth	Monterey County Gives! 2022	59,476	2/28/2023	Monterey County Gives!
Mid-Coast Fire Brigade	Monterey County Gives! 2022	20,630	2/28/2023	Monterey County Gives!
MILPA	Monterey County Gives! 2022	3,559	2/28/2023	Monterey County Gives!
Monterey Audubon Society	Monterey County Gives! 2022	15,689	2/28/2023	Monterey County Gives!
Monterey Bay Charter School	Monterey County Gives! 2022	50,889	2/28/2023	Monterey County Gives!
Monterey Bay Fisheries Trust	Monterey County Gives! 2022	45,610	2/28/2023	Monterey County Gives!
Monterey Bay Master Gardeners	Monterey County Gives! 2022	8,784	2/28/2023	Monterey County Gives!
Monterey Bay National Marine Sanctuary Foundation	Monterey County Gives! 2022	15,590	2/28/2023	Monterey County Gives!
Monterey Bay Power Over Parkinson's	Monterey County Gives! 2022	36,977	2/28/2023	Monterey County Gives!
Monterey College of Law	Monterey County Gives! 2022	29,236	2/28/2023	Monterey County Gives!
Monterey County Land Watch	Monterey County Gives! 2022	205,673	2/28/2023	Monterey County Gives!
Monterey County Pops!	Monterey County Gives! 2022	18,299	2/28/2023	Monterey County Gives!
Monterey County Rape Crisis Center	Monterey County Gives! 2022	34,253	2/28/2023	Monterey County Gives!

COMMUNITY FOUNDATION FOR MONTEREY COUNTY
GRANTS - FEBRUARY 2023

Grantee	Program Name	Granted	Date	Fund
Monterey County Symphony Association	Monterey County Gives! 2022	223,986	2/28/2023	Monterey County Gives!
Monterey County Youth Museum	Monterey County Gives! 2022	48,329	2/28/2023	Monterey County Gives!
Monterey History And Art Association	Monterey County Gives! 2022	16,180	2/28/2023	Monterey County Gives!
Monterey Jazz Festival	Monterey County Gives! 2022	29,220	2/28/2023	Monterey County Gives!
Monterey Museum of Art	Monterey County Gives! 2022	74,804	2/28/2023	Monterey County Gives!
Monterey Peace and Justice Center	Monterey County Gives! 2022	23,064	2/28/2023	Monterey County Gives!
Monterey Peninsula Choral Society	Monterey County Gives! 2022	10,180	2/28/2023	Monterey County Gives!
Monterey Peninsula College Foundation	Monterey County Gives! 2022	24,116	2/28/2023	Monterey County Gives!
Monterey Peninsula Pride	Monterey County Gives! 2022	15,261	2/28/2023	Monterey County Gives!
Monterey Peninsula Pride	the most donors Ages 18-35 years old Award	1,000	2/28/2023	Monterey County Gives!
Monterey Public Library Friends & Foundation	Monterey County Gives! 2022	53,711	2/28/2023	Monterey County Gives!
Monterey Waterkeeper	Monterey County Gives! 2022	18,446	2/28/2023	Monterey County Gives!
Museum Foundation of Pacific Grove, Inc.	Monterey County Gives! 2022	153,279	2/28/2023	Monterey County Gives!
Musikiwest Inc.	Monterey County Gives! 2022	21,951	2/28/2023	Monterey County Gives!
Nancy's Project	Monterey County Gives! 2022	130,428	2/28/2023	Monterey County Gives!
National Alliance on Mental Illness-Monterey County	Monterey County Gives! 2022	33,193	2/28/2023	Monterey County Gives!
National Coalition Building Institute	Monterey County Gives! 2022	9,003	2/28/2023	Monterey County Gives!
Natividad Medical Foundation	Monterey County Gives! 2022	54,146	2/28/2023	Monterey County Gives!
O'Neill Sea Odyssey	Monterey County Gives! 2022	7,043	2/28/2023	Monterey County Gives!
Orchestra in the Schools	Monterey County Gives! 2022	57,910	2/28/2023	Monterey County Gives!
Outreach Unlimited	Monterey County Gives! 2022	70,956	2/28/2023	Monterey County Gives!
Pacific Grove Public Library Friends and Foundation	Monterey County Gives! 2022	40,899	2/28/2023	Monterey County Gives!
Pacific Repertory Theatre	Monterey County Gives! 2022	141,076	2/28/2023	Monterey County Gives!
Pajaro Valley Shelter Services	Monterey County Gives! 2022	5,593	2/28/2023	Monterey County Gives!
Palenke Arts	Monterey County Gives! 2022	53,414	2/28/2023	Monterey County Gives!
Partners for Peace	Monterey County Gives! 2022	46,097	2/28/2023	Monterey County Gives!
Partnership for Children	Monterey County Gives! 2022	25,742	2/28/2023	Monterey County Gives!
Paws Helping People Inc., DBA UnChained	Monterey County Gives! 2022	48,935	2/28/2023	Monterey County Gives!
Peace of Mind Dog Rescue	Monterey County Gives! 2022	397,498	2/28/2023	Monterey County Gives!
Peace of Mind Dog Rescue	Most Donors Award for MC Gives! 2022	1,000	2/28/2023	Monterey County Gives!
Pinnacles National Park Foundation	Monterey County Gives! 2022	5,323	2/28/2023	Monterey County Gives!
Planned Parenthood Mar Monte - Monterey County	Monterey County Gives! 2022	163,419	2/28/2023	Monterey County Gives!
Point Lobos Foundation	Monterey County Gives! 2022	96,467	2/28/2023	Monterey County Gives!
Rancho Cielo	Monterey County Gives! 2022	189,737	2/28/2023	Monterey County Gives!
Read to Me Project	Monterey County Gives! 2022	83,135	2/28/2023	Monterey County Gives!
Restorative Justice Partners, Inc.	Monterey County Gives! 2022	19,884	2/28/2023	Monterey County Gives!
Return of the Natives	Monterey County Gives! 2022	14,791	2/28/2023	Monterey County Gives!

COMMUNITY FOUNDATION FOR MONTEREY COUNTY

GRANTS - FEBRUARY 2023

Grantee	Program Name	Granted	Date	Fund
Robinson Jeffers Tor House Foundation	Monterey County Gives! 2022	35,161	2/28/2023	Monterey County Gives!
RotaCare Bay Area, Inc.	Monterey County Gives! 2022	67,668	2/28/2023	Monterey County Gives!
Salinas Area Reading Is Fundamental (R.I.F.)	Monterey County Gives! 2022	23,610	2/28/2023	Monterey County Gives!
Salinas Valley Memorial Hospital Foundation	Monterey County Gives! 2022	56,722	2/28/2023	Monterey County Gives!
Salinas Valley Pride Celebrations	Monterey County Gives! 2022	12,337	2/28/2023	Monterey County Gives!
Sea Otter Classic Foundation	Monterey County Gives! 2022	3,684	2/28/2023	Monterey County Gives!
Seneca Family of Agencies	Monterey County Gives! 2022	59,620	2/28/2023	Monterey County Gives!
SPCA Monterey County	Monterey County Gives! 2022	102,104	2/28/2023	Monterey County Gives!
Sol Treasures	Monterey County Gives! 2022	18,274	2/28/2023	Monterey County Gives!
Soledad Community Health Care District Foundation	Monterey County Gives! 2022	6,504	2/28/2023	Monterey County Gives!
South Monterey County Animal Rescue	Monterey County Gives! 2022	52,750	2/28/2023	Monterey County Gives!
Spay Neuter Imperative Project California DBA SNIP	Monterey County Gives! 2022	40,501	2/28/2023	Monterey County Gives!
Special Kids Connect	Monterey County Gives! 2022	35,749	2/28/2023	Monterey County Gives!
SpectorDance	Monterey County Gives! 2022	24,309	2/28/2023	Monterey County Gives!
Sun Street Centers	Monterey County Gives! 2022	34,157	2/28/2023	Monterey County Gives!
Sunset Cultural Center	Monterey County Gives! 2022	48,379	2/28/2023	Monterey County Gives!
Tatum's Garden Foundation	Monterey County Gives! 2022	15,302	2/28/2023	Monterey County Gives!
The Epicenter	Monterey County Gives! 2022	7,143	2/28/2023	Monterey County Gives!
The Equine Healing Collaborative	Monterey County Gives! 2022	18,635	2/28/2023	Monterey County Gives!
The Marine Mammal Center	Monterey County Gives! 2022	136,933	2/28/2023	Monterey County Gives!
The Parenting Connection of Monterey County	Monterey County Gives! 2022	19,478	2/28/2023	Monterey County Gives!
The Wahine Project	Monterey County Gives! 2022	8,119	2/28/2023	Monterey County Gives!
The Weston Collective	Monterey County Gives! 2022	14,340	2/28/2023	Monterey County Gives!
United Way Monterey County	Monterey County Gives! 2022	52,382	2/28/2023	Monterey County Gives!
University Corporation at Monterey Bay	Monterey County Gives! 2022 for CSUMB College Corps	2,050	2/28/2023	Monterey County Gives!
University Corporation at Monterey Bay	Monterey County Gives! 2022 Service Learning Leadership	2,260	2/28/2023	Monterey County Gives!
University Corporation at Monterey Bay	Monterey County Gives! 2022 -Institute Economic Development	16,157	2/28/2023	Monterey County Gives!
University Corporation at Monterey Bay	Monterey County Gives! 2022	31,362	2/28/2023	Monterey County Gives!
Valley Health Associates	Monterey County Gives! 2022	14,941	2/28/2023	Monterey County Gives!
Ventana Wilderness Alliance	Monterey County Gives! 2022	149,612	2/28/2023	Monterey County Gives!
Ventana Wildlife Society	Monterey County Gives! 2022	77,865	2/28/2023	Monterey County Gives!
Veterans Transition Center of Monterey County	Monterey County Gives! 2022	73,368	2/28/2023	Monterey County Gives!
Village Project, Inc.	Monterey County Gives! 2022	53,686	2/28/2023	Monterey County Gives!
Watsonville Wetlands Watch	Monterey County Gives! 2022	5,447	2/28/2023	Monterey County Gives!
Western Flyer Foundation	Monterey County Gives! 2022	78,989	2/28/2023	Monterey County Gives!
World Affairs Council of the Monterey Bay Area	Monterey County Gives! 2022	15,903	2/28/2023	Monterey County Gives!
York School	Monterey County Gives! 2022	100,065	2/28/2023	Monterey County Gives!

COMMUNITY FOUNDATION FOR MONTEREY COUNTY

GRANTS - FEBRUARY 2023

Grantee	Program Name	Granted	Date	Fund
Youth Arts Collective (YAC)	Monterey County Gives! 2022	82,479	2/28/2023	Monterey County Gives!
Youth Music Monterey	Monterey County Gives! 2022	109,446	2/28/2023	Monterey County Gives!
Youth on Course	Monterey County Gives! 2022	1,915	2/28/2023	Monterey County Gives!
YWCA Monterey County	Monterey County Gives! 2022	60,378	2/28/2023	Monterey County Gives!

Total Grants 12,212,525.94

Interfund Grants

Community Foundation for Monterey County	CORR to MCSR	623	2/1/2023	Corral de Tierra Country Club Employee Emergency Assista
Community Foundation for Monterey County	DEWIT to CFMCF	70,000	2/24/2023	DeWitt Fund
Community Foundation for Monterey County	FUHF to MCSR	500	2/24/2023	Fuhs Family Foundation Fund
Community Foundation for Monterey County	GIVES to HOMED	109,359	2/28/2023	Monterey County Gives!
Community Foundation for Monterey County	GIVES to PARK	3,671	2/28/2023	Monterey County Gives!
Community Foundation for Monterey County	GIVES to SIEM	29,426	2/28/2023	Monterey County Gives!
Community Foundation for Monterey County	PGPL2 to PGLFF	975,781	2/1/2023	Pacific Grove Library Foundation Fund
Community Foundation for Monterey County	MERR to MCSR	2,000	2/10/2023	Richard and Grace Merrill Fund
Community Foundation for Monterey County	STAR to HUST	2,640	2/1/2023	S.T.A.R. Foundation of Monterey County Stewardship Fund
Community Foundation for Monterey County	STAR to HUST	43,222	2/6/2023	S.T.A.R. Foundation of Monterey County Stewardship Fund
Community Foundation for Monterey County	TBEL to ROSO	31,327	2/10/2023	Temple Beth El Stewardship Fund
Community Foundation for Monterey County	TBEL to KASA	43,585	2/10/2023	Temple Beth El Stewardship Fund

Total Interfund Grants 1,312,133

Total Grants 13,524,659