



Here for Good

Community Foundation
for Monterey County

FINANCIAL STATEMENT

For the Nine Months Ended September 30, 2022

COMMUNITY FOUNDATION FOR MONTEREY COUNTY
FINANCIAL REPORTS
For the Nine Months Ended September 30, 2022

TABLE OF CONTENTS

Section I – Financial Reports	Page(s)
Notes to Financial Statements	1 - 3
Statement of Financial Position	4 - 5
Statement of Activities	6 - 7
Section II – Combined Operating Fund Reports	
Comparisons of Actual to Budget - Operating Fund	8
Operating Cash on Hand	9
Section III – Fund Reports	
Investment Holdings - Long Term Fund Portfolio	10
Investment Performance Report - Long Term Fund Portfolio	11 - 13
Investment Holdings - Medium Term Fund Portfolio	14
Investment Performance Report - Medium Term Fund Portfolio	15 - 16
Investment Holdings - ESG Fund Portfolio	17
Investment Performance Report - ESG Fund Portfolio	18 - 19
Investment Holdings - DRIM Portfolio	20
Investment Performance Report - DRIM Portfolio	21
Changes in All Fund Balances	22 - 37
Gifts Received – Current Month	38 - 42
Grants Approved – Current Month	43 - 49
Sources and Uses of Funds	50

COMMUNITY FOUNDATION FOR MONTEREY COUNTY
NOTES TO THE FINANCIAL STATEMENTS
For the Nine Months Ended September 30, 2022

Assets

Total Assets through 9/30/2022 are \$305,221,503 which reflects a 15.46% decrease since September 2021 and a 21.07% decrease since December 2021. (p. 4)

Charitable Remainder Trusts (CRT) and Charitable Gift Annuities (CGA)

The CRT and CGA funds have been adjusted to reflect the activity and balances per Kaspick & Company and the third-party account balances as of December 31, 2021. (p. 4)

Realized and Unrealized Gains and Losses on Investments

Net year-to-date realized gains were \$401,712 and unrealized losses were \$71,834,239, for a total loss of \$71,432,527. (p. 7)

Operating Fund

Total revenue was \$65,832 less than the budget, and total expenses were \$190,521 below budget. Unrealized losses were \$130,424 on the operating reserve held in the Medium-Term Fund portfolio. The actual net operating deficit is \$281,589 compared to a budgeted deficit of \$275,596. (p. 8)

Revenue dropped below budgeted amounts in September. Projections for the fourth quarter administrative fees based on the September 30 fund balance reflect fees lower than budgeted. However, staff efforts to find cost savings is expected to keep the cash on hand stable through year-end.

Salaries and benefits continue to be below budgeted amounts due to vacant positions throughout the year. CFMC is now fully staffed and, while the salary increases related to the Croner salary study were approved as a budget amendment, additional unbudgeted salary increases will erode the salary savings over time. In addition, the renewal of the medical insurance, effective September 1, 2022, was higher than the budgeted expected increase. Savings through September related to staff members declining budgeted coverage will offset the higher cost in the fourth quarter. Overall, salaries and benefits are expected to remain slightly under budget through the end of year.

Overall administrative expenses continue to be below budget due to cost savings on systems maintenance costs and anticipated conferences that continued to be held virtually. However, higher than budgeted bank charges due to fees assessed on large credit card donations contracted services for high level accounting assistance during the Director of Finance recruitment have resulted in overages in bank fees and services.

The 2022 rental agreement for the Salinas property was revised in late 2021. The agreement revised the rent structure to include a utility allocation. As this was completed after the budget process, there is a variance (under) on rent that is partially offset by a variance (over) on utilities as the agreement shifted the expense classification. This will continue through the end of year and be corrected in the 2023 budget.

**COMMUNITY FOUNDATION FOR MONTEREY COUNTY
NOTES TO THE FINANCIAL STATEMENTS
For the Nine Months Ended September 30, 2022**

Unexpected increases in printing, postage, and design services resulted in a budget overage for production of the annual report. The printing service was \$10,057 over budget due to paper and supply chain issues contributing to an overall overage of \$19,144. Staff is evaluating the production for cost savings in future years. New hires and other staff life events have resulted in an overage on staff recognition expense. This overage will run through to year end. Overall, Development, Program & Staff is reflecting expenditures that are \$29,712 under budget. Staff is monitoring expenditures for potential areas of savings in the category; however, resumption of events is anticipated to diminish this budget savings by year-end.

Note: The Expendable Operating Cash-on-Hand is at 8.8 months, excluding the operating reserve of \$500,000 and the building reserve of \$150,000. (p. 9)

Portfolio Performance

The market value of the Long-Term Fund portfolio at 9/30/2022 was \$245,068,463. The one-year Total Return for the Long-Term Endowment Portfolio was -17.2% compared to the Policy Index of -15.3%. (p. 10-13)

The market value of the Medium-Term Fund portfolio at 9/30/2022 was \$9,125,504. The one-year Total Return for the Medium-Term Endowment Portfolio was -15.8% compared to the Policy Index of -15.4%. (p. 14-16)

The market value of the ESG Fund portfolio at 9/30/2022 was \$7,544,089. The one-year Total Return for the ESG Portfolio was -16.3% compared to the Policy Index of -17.9%. (p. 17-19)

The market value of the DRIM Fund portfolio at 9/30/2022 was \$2,591,970. At 8/31/22, the one-year Total Return for the DRIM Portfolio was -12.2% compared to the Policy Index of -10.2% on a balance of \$2,806,906. Due to the timing of the DRIM reports, there is a one-month lag in the performance reporting. (p. 20-21)

Special Program Funds

Special Program Funds include Center for Nonprofit Excellence funded by the David and Lucile Packard Foundation; the Salinas Inclusive Economic Development Initiative, funded by the James Irvine Foundation; COVID-19 Collaborative support funded by the David and Lucile Packard Foundation; COVID-19 support funded by the Public Health Institute; and the Monterey County Gives annual campaign.

Total Special Program revenue was \$1,707,468 and total expenses were \$12,985,755. This includes grant expense of \$9,493,617 for the 2021 Monterey County Gives campaign. (p. 6-7)

Gifts, Pledges, Bequests, Future Funds Greater than \$25,000, and Grants

Total new contributions for the month were \$2,486,235 including: (p. 38-42)

Anonymous

9/1/2022 92,965

Pass Thru Fund

COMMUNITY FOUNDATION FOR MONTEREY COUNTY
NOTES TO THE FINANCIAL STATEMENTS
For the Nine Months Ended September 30, 2022

Jan and Tannie Mandel Family Trust	9/1/2022	483,408	Jan and Tannie Mandel Fund
Marsha McMahan Zelus	9/12/2022	300,181	Marsha McMahan Zelus Fund
Monterey College of Law	9/12/2022	1,046,080	Monterey College of Law Fund
Dr. George Somero and Dr. Amy Anderson	9/21/2022	49,426	Amy Anderson and George Somero Fund
Pacific Grove Public Library Foundation	9/21/2022	61,000	Pacific Grove Public Library Foundation Fund
Gateway Center of Monterey County Inc.	9/21/2022	100,000	Gateway Center Mary Lou Cortright Legacy Fund
County of Monterey	9/22/2022	138,376	Community Health Literacy Program

Grants to agencies for the month totaling \$2,602,370 were approved and recorded. (p. 43-49)

COMMUNITY FOUNDATION FOR MONTEREY COUNTY
STATEMENT OF FINANCIAL POSITION
CONSOLIDATED - ALL FUNDS
For the Nine Months Ended September 30, 2022 and September 30, 2021

	<u>COMBINED OPERATING</u>	<u>SPECIAL PROGRAMS</u>	<u>ENDOWMENT</u>	<u>NON ENDOWED</u>	<u>BEQUEST, CRT RECEIVABLES</u>	<u>TOTAL September 30, 2022</u>	<u>TOTAL September 30, 2021</u>
ASSETS							
Cash:							
Cash & Cash Equivalents	3,918,790	2,642,280	1,250	4,158,878	0	10,721,198	11,895,574
Investments - Long Term Fund Portfolio	0	0	166,346,247	78,722,216	0	245,068,463	300,422,330
Investments - Medium Term Fund Portfolio	606,930	0	0	8,518,574	0	9,125,504	9,626,461
Investments - ESG Fund Portfolio	0	0	3,420,952	4,123,137	0	7,544,089	5,589,390
Separately Invested - DRIM Portfolio	0	0	0	2,591,970	0	2,591,970	3,461,407
Separately Invested - Pony Trust	0	274,018	0	0	0	274,018	324,088
Total Cash & Investments	4,525,719	2,916,298	169,768,448	98,114,776	0	275,325,242	331,319,250
Accounts Receivable:							
Pledges & Contributions Receivable	0	0	0	4,500	0	4,500	902,929
Bequests & Remainder Interest	0	0	0	0	0	0	0
Due from OPER	0	0	989,529	0	0	989,529	1,068,319
Investment in an LLC	0	0	0	0	0	0	0
Charitable Remainder Trusts	0	0	0	0	21,198,143	21,198,143	21,360,674
Charitable Gift Annuities	0	0	0	0	5,923,395	5,923,395	4,520,833
Total Accounts Receivable	0	0	989,529	4,500	27,121,537	28,115,566	27,852,755
Other Assets:							
Prepaid Expenses	5,500	0	0	0	0	5,500	7,344
Property-Net of Depreciation	1,775,195	0	0	0	0	1,775,195	1,843,019
Total Other Assets	1,780,695	0	0	0	0	1,780,695	1,850,363
TOTAL ASSETS	6,306,415	2,916,298	170,757,977	98,119,276	27,121,537	305,221,503	361,022,368

COMMUNITY FOUNDATION FOR MONTEREY COUNTY
STATEMENT OF FINANCIAL POSITION
CONSOLIDATED - ALL FUNDS
For the Nine Months Ended September 30, 2022 and September 30, 2021

	<u>COMBINED OPERATING</u>	<u>SPECIAL PROGRAMS</u>	<u>ENDOWMENT</u>	<u>NON ENDOWED</u>	<u>BEQUEST, CRT RECEIVABLES</u>	<u>TOTAL September 30, 2022</u>	<u>TOTAL September 30, 2021</u>
LIABILITIES & NET ASSETS							
Liabilities:							
Grants Payable	0	2,090,490	429,600	305,000	0	2,825,090	1,230,013
Contingent Liabilities	0	0	0	0	0	0	16,283,259
Funds held as Agency Endowments	0	0	0	0	0	0	7,298,606
Funds held as Stewardship Funds	0	0	0	56,449,929	0	56,449,929	48,980,877
Payroll, Misc. and Accts Payable	1,199,530	0	8,371,490		15,357,946	24,928,967	1,203,752
Total Liabilities	1,199,530	2,090,490	8,801,090	56,754,929	15,357,946	84,203,986	74,996,507
Net Assets:							
Net Assets-Beginning Balance	5,388,473	12,147,613	209,105,934	64,245,878	12,322,224	303,210,122	271,959,415
Change in Net Assets - Current Year	(281,589)	(11,321,805)	(47,149,047)	(22,881,531)	(558,633)	(82,192,605)	14,066,446
Total Net Assets	5,106,884	825,808	161,956,887	41,364,347	11,763,591	221,017,517	286,025,862
TOTAL LIABILITIES & NET ASSETS	6,306,415	2,916,298	170,757,977	98,119,276	27,121,537	305,221,503	361,022,368

COMMUNITY FOUNDATION FOR MONTEREY COUNTY
STATEMENT OF ACTIVITIES
CONSOLIDATED - ALL FUNDS
For the Nine Months Ended September 30, 2022 and September 30, 2021

	<u>COMBINED OPERATING</u>	<u>SPECIAL PROGRAMS</u>	<u>ENDOWMENT</u>	<u>NON ENDOWED</u>	<u>BEQUEST, CRT RECEIVABLES</u>	<u>TOTAL September 30, 2022</u>	<u>TOTAL September 30, 2021</u>
SUPPORT AND REVENUE:							
Contributions	78,922	1,565,723	2,497,417	11,112,034	0	15,254,096	19,202,275
Interfund Gifts	42,674	5,000	95,446	777,090	0	920,210	804,422
Pledge Payments Received	0	0	0	0	0	0	2,392,303
Future Contributions-A/R-Pledge-CRT-CGA	0	0	0	0	178,660	178,660	89,405
Contributions Received via Bequest	47,310	0	793,517	0	0	840,827	3,520,562
Change in Value, Split Interest Trusts, Future Assets	0	0	0	0	102,533	102,533	1,598,814
Gain/Loss on Sale of Property	0	0	0	0	0	0	541,418
Income from Related Party (LLC)	0	0	0	0	0	0	0
Interest & Dividend Income	16,064	6,466	2,812,324	1,448,696	0	4,283,551	4,944,324
Administrative Fees	2,789,915	0	0	0	0	2,789,915	2,648,620
Fees from Special Projects	64,271	0	0	0	0	64,271	107,830
Workshop and Contract Service Income	26,638	0	0	0	0	26,638	576
Misc Income/Returned Grants	1,615	130,279	3,215	31,434	0	166,542	34,462
Total Support and Revenue	3,067,408	1,707,468	6,201,920	13,369,255	281,193	24,627,243	35,885,010
EXPENSES:							
Operating Expenses and Distributions:							
Salaries & Benefits	2,309,611	1,860	0	0	0	2,311,471	1,943,325
Administrative Costs	588,979	473,219	0	15,028	0	1,077,226	990,017
Occupancy Costs	151,683	0	0	0	0	151,683	117,833
Development Expenses	167,845	58,530	0	240	0	226,615	169,833
Board & Committee Expenses	198	0	0	0	0	198	233
Total Operating Expenses	3,218,315	533,609	0	15,268	0	3,767,192	3,221,241

COMMUNITY FOUNDATION FOR MONTEREY COUNTY
STATEMENT OF ACTIVITIES
CONSOLIDATED - ALL FUNDS
For the Nine Months Ended September 30, 2022 and September 30, 2021

	<u>COMBINED OPERATING</u>	<u>SPECIAL PROGRAMS</u>	<u>ENDOWMENT</u>	<u>NON ENDOWED</u>	<u>BEQUEST, CRT RECEIVABLES</u>	<u>TOTAL September 30, 2022</u>	<u>TOTAL September 30, 2021</u>
Grants and Grant Related Expenses:							
Grants	0	12,272,964	6,473,962	7,944,957	0	26,691,883	29,515,629
Interfund Grants	0	2,793	400,668	516,750	0	920,210	804,422
Pledge Payments Paid	0	0	0	0	0	0	13,384
Bequests Payments/Transfers	0	0	0	0	809,711	809,711	5,888,745
Other Expenses	0	173,257	0	2,583	0	175,840	50,546
Other Payments/Transfers	0	0	(2,182,967)	2,182,967	0	0	0
Grant Related Expenses	0	0	0	0	0	0	0
Administrative Fees	0	3,132	1,988,250	799,364	30,114	2,820,860	2,648,620
Fees to Managers	259	0	134,109	67,257	0	201,625	197,041
Total Grants and Grant Related Expenses	259	12,452,146	6,814,022	11,513,877	839,826	31,620,129	39,118,387
Total Expenses and Grants	3,218,574	12,985,755	6,814,022	11,529,145	839,826	35,387,321	42,339,628
Excess of Revenues (Expenses)							
Before Gains on Investments & Transfers	(151,165)	(11,278,288)	(612,102)	1,840,110	(558,633)	(10,760,078)	(6,454,618)
GAINS(LOSS) ON INVESTMENTS and Other Income:							
Realized-Gain (Loss)	0	0	286,048	115,664	0	401,712	3,898
Unrealized-Gain(Loss)	(130,424)	(43,518)	(46,822,993)	(24,837,304)	0	(71,834,239)	20,105,765
Other Income	0	0	0	0	0	0	411,402
Total Gain/(Loss) on Investments and Other Income:	(130,424)	(43,518)	(46,536,945)	(24,721,641)	0	(71,432,527)	20,521,065
Change in Net Assets	(281,589)	(11,321,805)	(47,149,047)	(22,881,531)	(558,633)	(82,192,605)	14,066,446
Net Assets Beginning of Year	5,388,473	12,147,613	209,105,934	64,245,878	12,322,224	303,210,122	271,959,415
Net Assets, End of Period	5,106,884	825,808	161,956,887	41,364,347	11,763,591	221,017,517	286,025,862

COMMUNITY FOUNDATION FOR MONTEREY COUNTY
Combined Operating Fund Budget vs. Actual

For the Nine Months Ended September 30, 2022 and September 30, 2021

	Year-To-Date			YTD Actual 9/30/2021
	Actual	Budget	Variance	
REVENUE				
Contributions - Foundations	36,839	12,000	24,839	305,307
Contributions - Indiv/Corp	42,083	6,000	36,083	45,672
Contributions - Interfund	42,674	20,000	22,674	52,236
Bequests Received	47,310	36,378	10,932	80,932
Admin Fees	2,789,915	2,956,350	(166,435)	2,648,620
Special Project Fees	64,271	49,240	15,031	107,830
Workshops/Contracts	26,638	22,000	4,638	576
Miscellaneous Income	1,615	24,900	(23,285)	11,588
Interest and Dividends	16,064	6,372	9,692	18,648
Total Revenue	3,067,408	3,133,240	(65,832)	3,271,408
EXPENSE				
Personnel				
Salaries and Wages	1,809,374	1,830,557	(21,183)	1,473,957
Payroll Taxes	135,496	132,157	3,339	107,984
Insurance and Other Benefits	364,741	443,018	(78,277)	320,003
Sub-total	2,309,611	2,405,732	(96,121)	1,901,944
Administrative				
Supplies	17,381	15,750	1,631	11,556
Equip / Computer Maintenance	107,605	190,125	(82,520)	104,025
Bank Charges	10,296	5,247	5,049	7,860
Printing	17,212	22,875	(5,663)	16,956
Postage / Freight	14,302	24,000	(9,698)	9,694
Dues/Subscriptions	48,945	48,813	132	44,346
Services (legal, acct, consult)	242,952	184,767	58,185	218,975
D&O Insurance	6,160	12,500	(6,340)	0
Telecommunications	40,636	44,487	(3,851)	38,263
Conferences & Training	15,403	35,603	(20,200)	5,549
Miscellaneous	147	6,417	(6,270)	10,063
Depreciation	67,941	67,941	0	59,769
Sub-total	588,979	658,525	(69,546)	527,055
Facilities				
Property / Liability Insurance	19,007	11,925	7,082	11,805
Maintenance / Repairs	8,346	18,500	(10,154)	7,141
Janitorial & Landscaping	23,071	18,225	4,846	16,193
Rent	29,795	42,201	(12,406)	23,162
Mortgage, Interest & Property Taxes	30,691	31,970	(1,279)	32,972
Utilities	40,773	24,003	16,770	26,560
Sub-total	151,683	146,824	4,859	117,833
Development, Program & Staff				
Donor Development	28,556	63,550	(34,994)	18,542
Advertising & Promotion	39,278	44,086	(4,808)	24,890
Mileage, Meals & Meetings	5,290	5,849	(559)	185
Workshops	11,579	30,095	(18,516)	1,315
Annual Meetings	21,700	15,000	6,700	14,685
75th Anniversary Expenses	0	0	0	0
Annual Report	51,144	32,000	19,144	30,498
Staff Recognition Expenses	10,298	4,400	5,898	6,079
Board & Committee Expenses	198	2,775	(2,577)	233
Sub-total	168,043	197,755	(29,712)	96,426
Total Expenses	3,218,315	3,408,836	(190,521)	2,643,259
Net Income / (Loss) Before Investment Returns and Other Income	(150,907)	(275,596)	124,689	628,149
Realized Gains/(Losses)	0	0	0	5
Unrealized Gains/(Losses)	(130,424)	0	(130,424)	8,545
Other Income	0	0	0	411,402
Investment Management Fee	259	0	259	264
Net Income / (Loss) Including Investment Returns	(281,589)	(275,596)	(5,993)	1,047,837

COMMUNITY FOUNDATION FOR MONTEREY COUNTY
Operating Cash on Hand and Reserves - September 2022
With Projections through December 2022

Operating Cash on Hand:

Cash & Cash Equivalents	4,525,719
Less: Liabilities, excluding future period loan payments	241,687
Total Cash Available	4,284,032

Add: Accounts Receivable	
Prepaid Expenses	5,500
Total Accounts Receivable and Prepaid Expenses	5,500

Total Cash Expendable **4,289,532**

Restrictions on cash available

Less: Building Reserve	(150,000)
Less: Board Restricted Operating Reserve	(500,000)
Total Restricted Cash	(650,000)

Unrestricted cash available **3,639,532**

<i>Estimated revenue-Next Quarter</i>	836,208
<i>Estimated spending-Next Quarter</i>	(1,092,625)

Estimated unrestricted cash remaining **3,383,115**

BUDGET

Notes:

	<u>2022</u>
Annual Expenses excluding depreciation	4,526,666
Capital Expenses-Depreciation	90,583
Total Cash needs	4,617,249

(1) One month reserve	384,771
(2) Six-month reserve	2,308,625
(3) Number of months of expendable cash on hand	8.8

COMMUNITY FOUNDATION FOR MONTEREY COUNTY
LONG TERM INVESTMENT PORTFOLIO
Activity for the Month of: September 2022

Market At Last Trade Date	Number of Shares	Code	Investment Account	Beginning Book	Beginning Market	Net Additions	Transfers	Interest & Dividends	Realized Gain(Loss)	Unrealized Gain(Loss)	Ending Book	Ending Market	Actual %	Board Policy
<u>CASH ACCOUNTS:</u>														
1.00	0.00	MS	Rabobank Endowment	798,817	798,817	(237,913)	0	0	0	0	571,738	571,738		
1.00	0	SWUXX	Schwab-MM/SWVXX	1,387,297	1,387,297	(378,897)	0	482	0	11,097	1,019,979	1,019,979		
1.00	0	SWUXX	Schwab Treasury-Cash	963,594	963,594	2,265,908	1,075,009	277	0	0	4,304,789	4,304,789		
			TOTAL CASH	3,149,709	3,149,709	1,649,098	1,075,009	759	0	11,097	5,896,505	5,896,505	2.4%	2.0%
<u>BOND ACCOUNTS:</u>														
11.96	1,946,256.29	DODIX	Dodge & Cox Income	26,722,151	24,503,367	0	(190,733)	190,733	0	(1,226,141)	26,722,151	23,277,225	9.5%	8.4%
10.07	2,818,028.81	JCBUX	JP Morgan Core Bond	33,314,172	29,589,303	0	(73,832)	73,832	0	(1,211,752)	33,314,172	28,377,550	11.6%	11.2%
23.33	365,138.67	VAIPX	Vanguard Inflation	10,094,912	9,289,128	0	(155,878)	155,878	0	(770,443)	10,094,912	8,518,685	3.5%	3.8%
9.84	905,625.84	VFSUX	Vanguard Short Term	9,695,177	9,110,596	0	(16,448)	16,448	0	(199,238)	9,695,177	8,911,358	3.6%	3.6%
			TOTAL BONDS	79,826,413	72,492,393	0	(436,891)	436,891	0	(3,407,574)	79,826,413	69,084,819	28.2%	27.0%
			TOTAL FIXED INC.	82,976,122	75,642,102	1,649,098	638,118	437,650	0	(3,396,477)	85,722,919	74,981,324	30.6%	29.0%
<u>ALTERNATIVE INVESTMENTS:</u>														
1,463.27	6,431.43	ASB	ASB Capital Management, LLC	8,600,000	11,424,850	0	0	0	0	0	8,600,000	11,424,850	4.7%	3.0%
37.21	151,890.97	DFREX	DFA Real Estate	5,257,214	6,481,188	0	(14,451)	14,451	0	(829,325)	5,257,214	5,651,863	2.3%	6.0%
113.62	48,045.11	VGSLX	Vanguard REIT Index	5,670,222	6,330,904	0	(62,401)	62,401	0	(872,019)	5,670,222	5,458,885	2.2%	2.0%
			TOTAL ALTERNATIVE	19,527,436	24,236,941	0	(76,852)	76,852	0	(1,701,343)	19,527,436	22,535,598	9.2%	11.0%
<u>COMMUNITY IMPACT INVESTMENTS:</u>														
			CA FarmLink	750,000	750,000	0	0	0	0	0	750,000	750,000	0.31%	0.5%
			Opportunity Fund	1,000,000	1,000,000	0	(2,083)	2,083	0	0	1,000,000	1,000,000	0.41%	0.9%
			CHISPA	155,041	155,041	0	0	0	0	0	155,041	155,041	0.06%	0.1%
			United Way of Monterey County	1,000,000	1,000,000	0	(8,750)	8,750	0	0	1,000,000	1,000,000	0.41%	0.5%
			Mission Economic Development	150,000	150,000	0	0	0	0	0	150,000	150,000	0.06%	0.1%
			TOTAL CII	3,055,041	3,055,041	0	(10,833)	10,833	0	0	3,055,041	3,055,041	1.2%	2.0%
<u>SMALL CAP:</u>														
87.19	96,594.00	IJR	iShares-S&P 600 Index	2,674,584	9,388,937	0	(43,920)	43,920	0	(966,906)	2,674,584	8,422,031	3.4%	3.0%
			TOTAL SMALL CAP	2,674,584	9,388,937	0	(43,920)	43,920	0	(966,906)	2,674,584	8,422,031	3.4%	3.0%
<u>MID CAP:</u>														
219.26	28,148.00	IJH	iShares-S&P 400 Index	1,366,803	6,839,401	0	(38,010)	38,010	0	(667,671)	1,366,803	6,171,730	2.5%	2.0%
			TOTAL MID CAP	1,366,803	6,839,401	0	(38,010)	38,010	0	(667,671)	1,366,803	6,171,730	2.5%	2.0%
<u>LARGE CAP:</u>														
198.04	54,858.95	DODGX	Dodge & Cox Stock Fund	7,429,054	12,048,670	0	(37,853)	37,853	0	(1,184,405)	7,429,054	10,864,266	4.4%	5.0%
135.99	61,368.00	IWD	iShares Russell 1000 Value	4,942,157	9,202,745	0	0	43,920	0	(857,311)	4,942,157	8,345,434	3.4%	4.0%
47.74	387,862.65	TRLGX	T Rowe Price	7,276,444	20,347,275	0	0	0	0	(1,830,712)	7,276,444	18,516,563	7.6%	5.0%
303.59	108,294.12	VINIX	Vanguard Index 500	18,194,954	40,068,616	(3,499,980)	(167,566)	167,566	419,274	(4,110,897)	15,114,248	32,877,013	13.4%	13.0%
			TOTAL LARGE CAP	37,842,608	81,667,306	(3,499,980)	(205,419)	249,339	419,274	(7,983,324)	34,761,902	70,603,275	28.8%	27.0%
<u>INTERNATIONAL:</u>														
43.57	285,166.61	AEPFX	EuroPacific	12,529,026	13,736,476	0	0	0	0	(1,311,766)	12,529,026	12,424,709	5.1%	5.0%
15.13	426,993.73	DFISX	DFA Int'l Small Co. Portfolio	7,955,743	7,288,783	0	(54,681)	54,681	0	(828,368)	7,955,743	6,460,415	2.6%	3.0%
38.00	400,808.66	DODFX	Dodge & Cox International	13,915,008	16,745,786	0	0	0	0	(1,515,057)	13,915,008	15,230,729	6.2%	6.0%
11.68	1,109,945.85	VTMGX	Vanguard Developed Mkts	12,965,120	14,440,396	0	(41,956)	41,956	0	(1,476,228)	12,965,120	12,964,168	5.3%	6.0%
36.49	334,871.00	VVO	Vanguard FTSE Emerging	13,005,253	13,773,244	0	(177,281)	177,281	0	(1,553,801)	13,005,253	12,219,443	5.0%	6.0%
			TOTAL INT'L	60,370,149	65,984,684	0	(273,917)	273,917	0	(6,685,220)	60,370,149	59,299,464	24.2%	26.0%
			TOTAL EQUITIES	121,781,581	188,117,269	(3,499,980)	(638,118)	682,038	419,274	(18,004,464)	118,700,875	170,087,139	60.1%	60.0%
			GRAND TOTALS	204,757,703	263,759,371	(1,850,882)	0	1,119,689	419,274	(21,400,941)	204,423,794	245,068,463	99.9%	100.0%

Total Fund
Executive Summary - Preliminary (Net of Fees)

Community Foundation for Monterey - Long-Term Fund
Period Ending: September 30, 2022

	Market Value	% of Portfolio	1 Mo	QTD	YTD	1 Yr	3 Yrs	5 Yrs	10 Yrs
Total Fund	245,068,463	100.0	-7.4	-5.9	-20.4	-17.2	2.1	3.0	5.1
Policy Index			-7.4	-5.7	-19.1	-15.3	2.4	3.4	5.0
60% MSCI World (Net)/40% Blmbg. Global Aggregate			-7.6	-6.4	-23.1	-19.8	0.6	2.5	4.6
Domestic Equity	85,197,037	34.8	-9.2	-4.7	-25.1	-18.9	7.3	8.2	11.7
Vanguard Institutional Index I	32,877,013	13.4	-9.2	-4.9	-23.9	-15.5	8.1	9.2	11.7
S&P 500 Index			-9.2	-4.9	-23.9	-15.5	8.2	9.2	11.7
T. Rowe Price Large-Cap Growth Fund - I Class	18,516,563	7.6	-9.0	-2.9	-35.1	-31.1	7.1	9.9	13.8
Russell 1000 Growth Index			-9.7	-3.6	-30.7	-22.6	10.7	12.2	13.7
Dodge & Cox Stock	10,864,266	4.4	-9.5	-7.2	-17.9	-13.1	8.5	7.3	11.4
Russell 1000 Value Index			-8.8	-5.6	-17.8	-11.4	4.4	5.3	9.2
iShares Russell 1000 Value Index ETF	8,345,434	3.4	-8.7	-5.6	-17.8	-11.4	4.2	5.1	9.0
Russell 1000 Value Index			-8.8	-5.6	-17.8	-11.4	4.4	5.3	9.2
iShares S&P Midcap 400 Index Fund ETF	6,171,730	2.5	-9.2	-2.5	-21.6	-15.3	5.9	5.8	9.9
S&P MidCap 400 Index			-9.2	-2.5	-21.5	-15.2	6.0	5.8	10.0
iShares S&P Small Cap 600 Index ETF	8,422,031	3.4	-9.8	-5.2	-23.1	-18.8	5.5	4.8	10.0
S&P SmallCap 600 Index			-9.9	-5.2	-23.2	-18.8	5.5	4.8	10.1
International Equity	59,299,464	24.2	-9.7	-10.4	-26.4	-25.6	-0.5	-0.8	3.5
Dodge & Cox International Stock	15,230,729	6.2	-9.0	-10.7	-19.6	-17.7	0.2	-1.5	4.2
MSCI AC World ex USA Index			-9.9	-9.8	-26.2	-24.8	-1.1	-0.3	3.5
MSCI AC World ex USA Value			-9.3	-10.3	-20.5	-19.5	-1.5	-1.5	2.5
American Funds Europacific Growth F2	12,424,709	5.1	-9.5	-9.4	-32.2	-32.9	-1.4	-0.3	4.4
MSCI AC World ex USA Index			-9.9	-9.8	-26.2	-24.8	-1.1	-0.3	3.5
MSCI AC World ex USA Growth			-10.6	-9.3	-31.6	-30.0	-1.1	0.5	4.3
Vanguard Developed Market Index Adm	12,964,168	5.3	-10.0	-10.4	-27.7	-25.5	-1.3	-0.6	4.0
Spliced Vanguard Developed Markets Index			-10.0	-9.6	-27.5	-25.7	-1.3	-0.7	3.9
DFA International Small Company I	6,460,415	2.6	-10.6	-10.5	-29.5	-28.4	-0.4	-1.6	5.0
MSCI World ex U.S. Small Cap Index (Net)			-11.4	-9.5	-31.1	-30.8	-1.3	-1.2	4.8
Vanguard FTSE Emerging Markets ETF	12,219,443	5.0	-10.1	-11.2	-24.4	-24.5	-0.5	-0.8	1.4
Vanguard Spliced Emerging Markets Index (Net)			-10.4	-9.9	-23.8	-24.2	-0.2	-0.4	1.5

The Policy Index consists of the following: 28% S&P 500, 2% S&P Mid Cap 400, 3% S&P Small Cap 600, 17% MSCI ACWI Ex US, 3% MSCI EAFE Small Cap, 6% MSCI Emerging Markets Free, 20% Bloomberg US Aggregate, 4% Bloomberg US 1-5 Yr Credit, 4% Bloomberg US TIPS, 3% FTSE NAREIT, 6% NCREIF ODCE Net, 2% Annualized Return, 2% 91-Day Treasury Bills. Schwab cash values reflect transactions in transit as provided by CFMC. CA Farmlink and Opportunity Fund funded 1/31/2019. Gresham TAP liquidated 5/29/2020. DFA Emerging Markets liquidated 5/14/2020. United Way of Monterey County funded 6/27/2022. Mission Economic Development Agency funded 7/13/22. ASB market value as of 6/30/2022. All data is preliminary.

Total Fund
Executive Summary - Preliminary (Net of Fees)

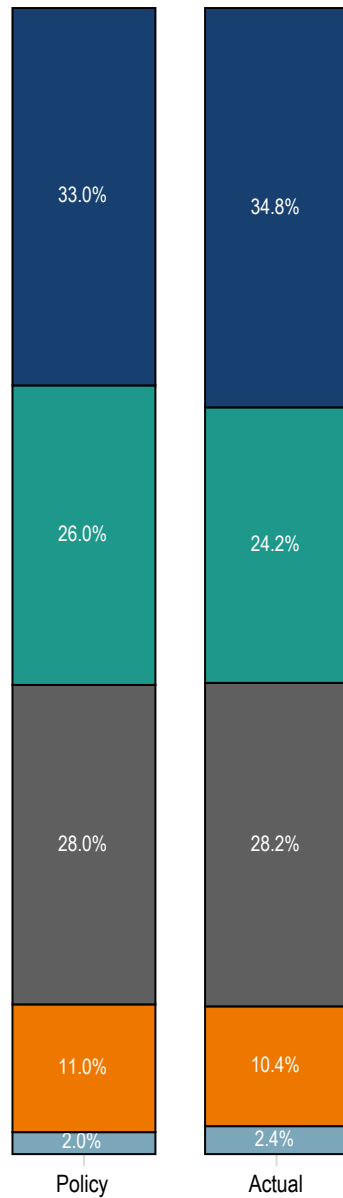
Community Foundation for Monterey - Long-Term Fund
Period Ending: September 30, 2022

	Market Value	% of Portfolio	1 Mo	QTD	YTD	1 Yr	3 Yrs	5 Yrs	10 Yrs
Domestic Fixed Income	69,084,819	28.2	-4.1	-4.0	-12.5	-12.5	-1.6	0.7	1.4
Dodge & Cox Income	23,277,225	9.5	-4.2	-4.0	-13.3	-13.6	-1.7	0.7	1.9
Blmbg. U.S. Aggregate Index			-4.3	-4.8	-14.6	-14.6	-3.3	-0.3	0.9
JP Morgan Core Bond R6	28,377,550	11.6	-3.8	-4.2	-13.3	-13.4	-2.4	0.3	1.2
Blmbg. U.S. Aggregate Index			-4.3	-4.8	-14.6	-14.6	-3.3	-0.3	0.9
Vanguard Short-Term Investment Grade Adm	8,911,358	3.6	-2.0	-1.9	-7.4	-8.0	-0.7	0.7	1.3
Blmbg. U.S. Credit 1-5 Year Index			-2.1	-2.0	-7.2	-7.9	-0.7	0.9	1.4
Vanguard Inflation-Protected Securities Adm	8,518,685	3.5	-6.6	-5.3	-13.4	-11.5	0.7	1.8	0.9
Blmbg. U.S. TIPS			-6.6	-5.1	-13.6	-11.6	0.8	2.0	1.0
Alternatives	25,590,638	10.4	-6.0	-5.0	-10.4	-2.4	1.9	2.7	1.4
ASB Capital Management	11,424,850	4.7	0.0	0.0	11.9	16.1	9.2	7.5	8.7
NCREIF ODCE Net			0.0	0.0	12.0	20.6	11.3	9.2	9.9
DFA Real Estate Securities I	5,651,863	2.3	-12.6	-10.6	-27.8	-16.2	-1.0	4.3	6.9
Wilshire U.S. REIT Index			-12.3	-10.2	-29.7	-17.6	-2.2	2.9	6.1
Vanguard Real Estate Index Adm	5,458,885	2.2	-12.8	-11.0	-29.3	-18.7	-1.6	3.1	6.2
Wilshire U.S. REIT Index			-12.3	-10.2	-29.7	-17.6	-2.2	2.9	6.1
Vanguard Spliced Real Estate Index			-12.8	-11.0	-29.2	-18.6	-1.5	3.2	6.3
Community Impact Investments	3,055,041	1.2	0.0	0.1	0.8	1.2	1.9	-	-
CA FarmLink	750,000	0.3	0.0	0.0	0.0	0.0	1.2	-	-
2.5% Annualized Return Index			0.2	0.6	1.9	2.5	2.5	2.5	2.5
Opportunity Fund	1,000,000	0.4	0.0	0.2	1.5	2.2	2.4	-	-
2.5% Annualized Return Index			0.2	0.6	1.9	2.5	2.5	2.5	2.5
CHIPSA	155,041	0.1	0.0	0.0	0.0	-	-	-	-
2.5% Annualized Return Index			0.2	0.6	1.9	2.5	2.5	2.5	2.5
United Way of Monterey County	1,000,000	0.4	0.0	0.0	-	-	-	-	-
2.5% Annualized Return Index			0.2	0.6	1.9	2.5	2.5	2.5	2.5
Mission Economic Development Agency	150,000	0.1	0.0	-	-	-	-	-	-
2.5% Annualized Return Index			0.2	0.6	1.9	2.5	2.5	2.5	2.5
Cash and Equivalents	5,896,505	2.4	0.0	0.0	0.0	0.0	0.1	0.3	0.2
Schwab Value Advantage Money Premier	1,019,979	0.4	0.0	0.0	0.0	0.0	0.1	0.5	0.1
First National Cash	\$0	0.0	0.0	0.0	0.0	0.0	0.0	0.0	0.0
Rabobank Endowment	571,738	0.2	0.0	0.0	0.0	0.0	0.1	0.0	-
Schwab Cash	4,304,789	1.8	0.0	0.0	0.0	0.0	0.1	0.4	0.2
90 Day U.S. Treasury Bill			0.2	0.5	0.6	0.6	0.6	1.1	0.7

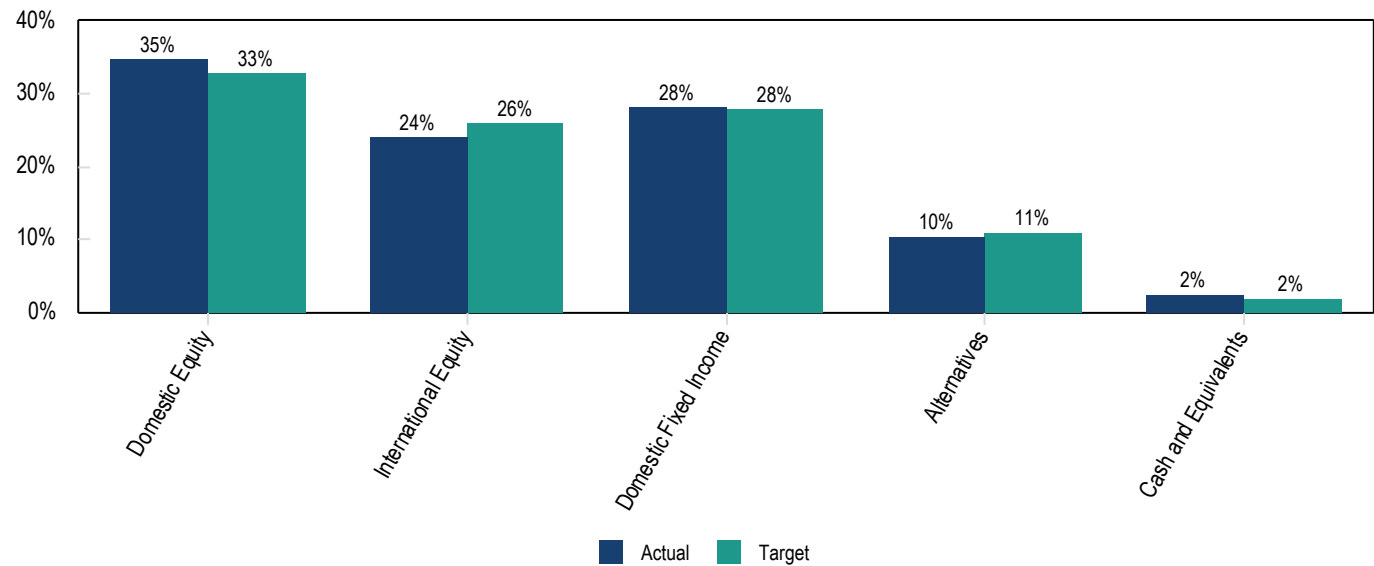
The Policy Index consists of the following: 28% S&P 500, 2% S&P Mid Cap 400, 3% S&P Small Cap 600, 17% MSCI ACWI Ex US, 3% MSCI EAFE Small Cap, 6% MSCI Emerging Markets Free, 20% Bloomberg US Aggregate, 4% Bloomberg US 1-5 Yr Credit, 4% Bloomberg US TIPS, 3% FTSE NAREIT, 6% NCREIF ODCE Net, 2% Annualized Return, 2% 91-Day Treasury Bills. Schwab cash values reflect transactions in transit as provided by CFMC. CA Farmlink and Opportunity Fund funded 1/31/2019. Gresham TAP liquidated 5/29/2020. DFA Emerging Markets liquidated 5/14/2020. United Way of Monterey County funded 6/27/2022. Mission Economic Development Agency funded 7/13/22. ASB market value as of 6/30/2022. All data is preliminary.

Total Fund Asset Allocation vs. Policy

Community Foundation for Monterey - Long-Term Fund Period Ending: September 30, 2022



	Current Balance (\$)	Current Allocation (%)	Policy Allocation (%)	Excess Allocation (%)	Policy Range (%)	Within IPS Range?
Domestic Equity	85,197,037	34.8	33.0	1.8	15.0 - 58.0	Yes
International Equity	59,299,464	24.2	26.0	-1.8	10.0 - 53.0	Yes
Domestic Fixed Income	69,084,819	28.2	28.0	0.2	17.0 - 37.0	Yes
Alternatives	25,590,638	10.4	11.0	-0.6	3.0 - 23.0	Yes
Cash and Equivalents	5,896,505	2.4	2.0	0.4	0.0 - 7.0	Yes
Total	245,068,463	100.0	100.0	0.0		



COMMUNITY FOUNDATION FOR MONTEREY COUNTY
MEDIUM-TERM PORTFOLIO
Activity for the Month of: September 2022

Market At Last Trade Date	Number of Shares	Code	Investment Account	Beginning Book	Beginning Market	Net Additions	Transfers	Interest & Dividends	Realized Gain(Loss)	Unrealized Gain(Loss)	Ending Book	Ending Market	Actual %	Board Policy
<u>CASH ACCOUNTS:</u>														
0.00	0.00	SWUXX	Schwab - Cash	860,292	860,292	(408,157)	24,909	90	0	0	477,044	477,044		
			TOTAL CASH	860,292	860,292	(408,157)	24,909	90	0	0	477,044	477,044	5.2%	0.0%
<u>BOND ACCOUNTS:</u>														
11.96	180,930.46	DODIX	Dodge & Cox Income Fund	2,427,777	2,216,300	60,020	(17,731)	17,731	0	(112,391)	2,487,797	2,163,928	23.7%	25.0%
9.84	139,384.30	VFSUX	Vanguard Short Term	1,452,378	1,361,601	40,020	(2,478)	2,478	0	(30,079)	1,492,398	1,371,542	15.0%	15.0%
9.39	230,734.92	VBTLX	Vanguard Total Bond Market Index	2,400,890	2,188,372	75,020	(4,610)	4,610	0	(96,791)	2,475,910	2,166,601	23.7%	25.0%
			TOTAL BONDS	6,281,046	5,766,272	175,060	(24,819)	24,819	0	(239,262)	6,456,106	5,702,071	62.5%	65.0%
			TOTAL FIXED INC.	7,141,338	6,626,564	(233,097)	90	24,909	0	(239,262)	6,933,150	6,179,115	67.7%	65.0%
<u>DOMESTIC:</u>														
161.10	10,032.38	VTHR	Vanguard Russell 3000	1,138,868	1,682,727	100,043	0	0	0	(166,554)	1,238,911	1,616,217	17.7%	19.0%
			TOTAL DOMESTIC	1,138,868	1,682,727	100,043	0	0	0	(166,554)	1,238,911	1,616,217	17.7%	19.0%
<u>INTERNATIONAL:</u>														
43.57	30,529.53	AEFPX	EuroPacific	1,471,695	1,390,555	75,020	0	0	0	(135,404)	1,546,715	1,330,172	14.6%	16.0%
			TOTAL INTERNATIONAL	1,471,695	1,390,555	75,020	0	0	0	(135,404)	1,546,715	1,330,172	14.6%	16.0%
			TOTAL EQUITIES	2,610,563	3,073,283	175,063	0	0	0	(301,957)	2,785,626	2,946,389	32.3%	35.0%
			GRAND TOTALS	9,751,901	9,699,847	(58,033)	90	24,909	0	(541,219)	9,718,776	9,125,504	100.0%	100.0%

25.0%
6.1%

Total Fund
Executive Summary - Preliminary (Net of Fees)

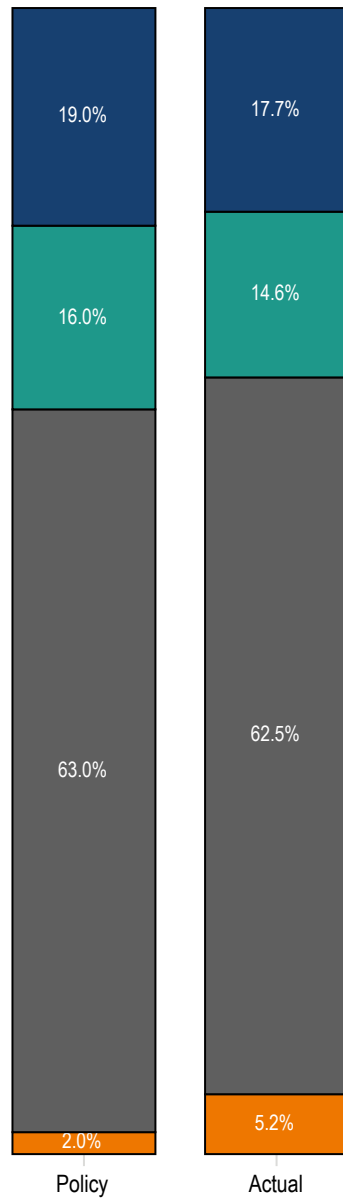
Community Foundation for Monterey - Medium-Term Fund
Period Ending: September 30, 2022

	Market Value	% of Portfolio	1 Mo	QTD	YTD	1 Yr	3 Yrs	5 Yrs	10 Yrs
Total Fund	9,125,504	100.0	-5.3	-4.5	-16.9	-15.8	0.5	2.0	-
<i>Policy Index</i>			-5.7	-5.0	-17.0	-15.4	-0.2	1.8	3.5
Domestic Equity	1,616,217	17.7	-9.2	-4.3	-24.5	-17.6	7.6	8.5	-
Vanguard Russell 3000	1,616,217	17.7	-9.2	-4.3	-24.5	-17.6	7.6	8.5	11.2
<i>Russell 3000 Index</i>			-9.3	-4.5	-24.6	-17.6	7.7	8.6	11.4
International Equity	1,330,172	14.6	-9.5	-9.4	-32.2	-32.9	-1.4	-0.3	-
American Funds Europacific Growth F2	1,330,172	14.6	-9.5	-9.4	-32.2	-32.9	-1.4	-0.3	4.4
<i>MSCI AC World ex USA Index</i>			-9.9	-9.8	-26.2	-24.8	-1.1	-0.3	3.5
Domestic Fixed Income	5,702,071	62.5	-3.7	-3.7	-12.4	-12.7	-2.1	0.3	-
Vanguard Total Bond Market Index	2,166,601	23.7	-4.2	-4.7	-14.6	-14.7	-3.3	-0.3	1.0
<i>Blmbg. U.S. Aggregate Index</i>			-4.3	-4.8	-14.6	-14.6	-3.3	-0.3	0.9
Dodge & Cox Income	2,163,928	23.7	-4.2	-4.0	-13.3	-13.6	-1.7	0.7	2.1
<i>Blmbg. U.S. Aggregate Index</i>			-4.3	-4.8	-14.6	-14.6	-3.3	-0.3	0.9
Vanguard Short-Term Investment Grade Adm	1,371,542	15.0	-2.0	-1.9	-7.4	-8.0	-0.7	0.7	1.4
<i>Blmbg. U.S. Credit 1-5 Year Index</i>			-2.1	-2.0	-7.2	-7.9	-0.7	0.9	1.4
Cash and Equivalents	477,044	5.2	0.0	0.0	0.0	0.1	0.0	0.2	-
Schwab Cash	477,044	5.2	0.0	0.0	0.0	0.1	0.0	0.2	-
<i>90 Day U.S. Treasury Bill</i>			0.2	0.5	0.6	0.6	0.6	1.1	0.7

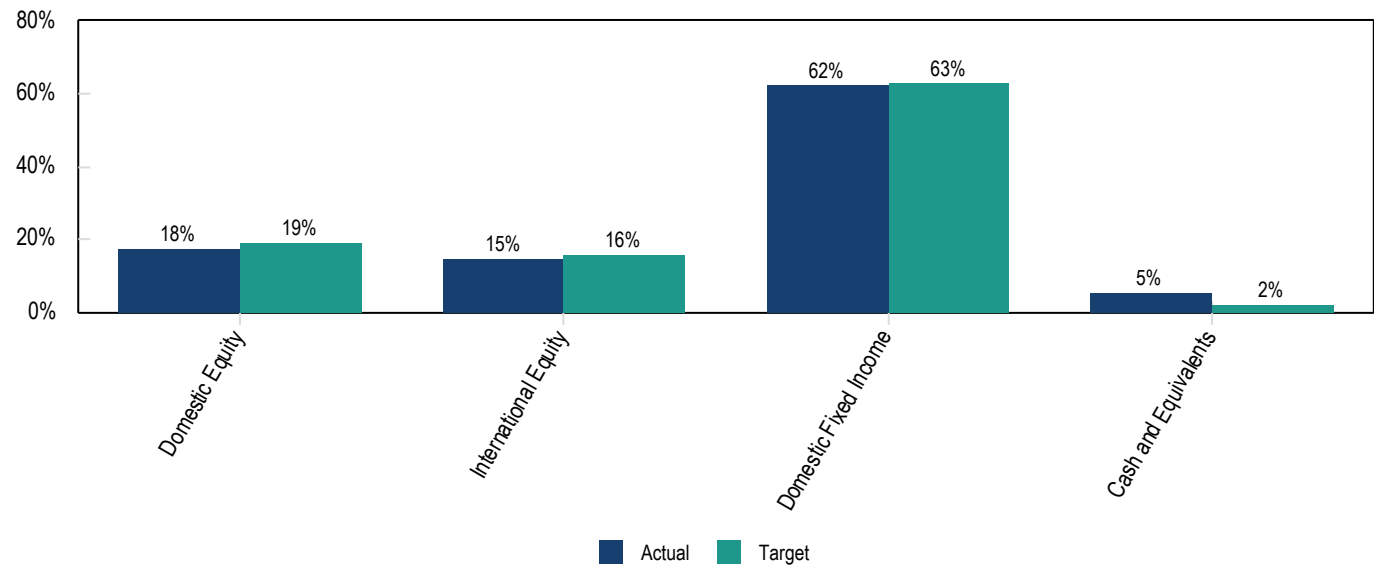
Policy Index: 19% Russell 3000, 16% MSCI ACWI Ex US, 48% Bloomberg US Aggregate, 15% Bloomberg 1-5 Year Gov/Credit, 2% 91 Day T-Bill. Medium Pool portfolio funded 5/13/2016. Fund performance has been backfilled and represents actual performance for periods shown. All data is preliminary.

Total Fund Asset Allocation vs. Policy

Community Foundation for Monterey - Medium-Term Fund Period Ending: September 30, 2022



	Current Balance (\$)	Current Allocation (%)	Policy Allocation (%)	Excess Allocation (%)	Policy Range (%)	Within IPS Range?
Domestic Equity	1,616,217	17.7	19.0	-1.3	10.0 - 30.0	Yes
International Equity	1,330,172	14.6	16.0	-1.4	5.0 - 25.0	Yes
Domestic Fixed Income	5,702,071	62.5	63.0	-0.5	40.0 - 75.0	Yes
Cash and Equivalents	477,044	5.2	2.0	3.2	-5.0 - 5.0	No
Total	9,125,504	100.0	100.0	0.0		



Policy Index: 19% Russell 3000, 16% MSCI ACWI Ex US, 48% Bloomberg US Aggregate, 15% Bloomberg 1-5 Year Gov/Credit, 2% 91 Day T-Bill. Medium Pool portfolio funded 5/13/2016. Fund performance has been backfilled and represents actual performance for periods shown. All data is preliminary.

COMMUNITY FOUNDATION FOR MONTEREY COUNTY
ESG FUND PORTFOLIO
Activity for the Month of: September 2022

Market At Last Trade Date	Number of Shares	Code	Investment Account	Beginning Book	Beginning Market	Net Additions	Transfers	Interest & Dividends	Realized Gain(Loss)	Unrealized Gain(Loss)	Ending Book	Ending Market	Actual %	Board Policy
<u>CASH ACCOUNTS:</u>														
		SWUXX	Schwab - Cash	1,393,964	1,393,964	32,695	5,752	117	0	0	1,432,528	1,432,528	19.0%	0.0%
<u>BOND ACCOUNTS:</u>														
8.80	274,419.34	TSBIX	TIAA Social Choice Bond Fund	2,444,791	2,218,342	300,020	(5,752)	5,752	0	(103,472)	2,744,811	2,414,890	32.0%	40.0%
<u>DOMESTIC EQUITY:</u>														
21.27	100,394.07	TISCX	TIAA Social Choice Equity Fund	1,733,785	1,977,787	350,020	0	0	0	(192,426)	2,083,805	2,135,382	28.3%	35.0%
<u>INTERNATIONAL EQUITY:</u>														
9.68	161,290.22	TSONX	TIAA Social Choice International	1,429,233	1,358,646	350,020	0	0	0	(147,377)	1,779,253	1,561,289	20.7%	25.0%
GRAND TOTAL				5,607,810	5,554,775	1,000,060	(5,752)	5,752	0	(443,274)	6,607,870	7,544,089	100%	100%

Total Fund
Executive Summary - Preliminary (Net of Fees)

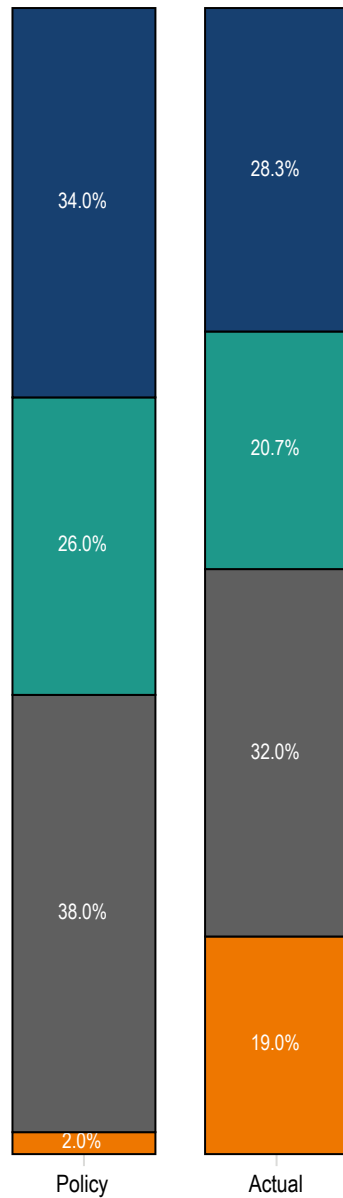
Community Foundation for Monterey - ESG Fund
Period Ending: September 30, 2022

	Market Value	% of Portfolio	1 Mo	QTD	YTD	1 Yr	3 Yrs	5 Yrs	10 Yrs
Total Fund	7,544,089	100.0	-6.4	-5.3	-19.4	-16.3	1.6	3.0	-
<i>Policy Index</i>			-7.2	-5.6	-21.0	-17.9	1.3	3.0	-
Domestic Equity	2,135,382	28.3	-9.1	-4.5	-25.1	-18.0	7.5	8.5	-
TIAA CREF Social Choice Equity Fund	2,135,382	28.3	-9.1	-4.5	-25.1	-18.0	7.5	8.5	11.2
<i>Russell 3000 Index</i>			-9.3	-4.5	-24.6	-17.6	7.7	8.6	11.4
International Equity	1,561,289	20.7	-9.7	-10.9	-27.9	-25.2	-1.4	-0.5	-
TIAA CREF Social Choice International Equity Fund	1,561,289	20.7	-9.7	-10.9	-27.9	-25.2	-1.4	-0.5	-
<i>MSCI EAFE Index</i>			-9.3	-9.3	-26.8	-24.7	-1.4	-0.4	4.2
Domestic Fixed Income	2,414,890	32.0	-4.2	-4.5	-15.1	-15.2	-3.3	-0.2	-
TIAA CREF Social Bond Fund	2,414,890	32.0	-4.2	-4.5	-15.1	-15.2	-3.3	-0.2	1.5
<i>Blmbg. U.S. Aggregate Index</i>			-4.3	-4.8	-14.6	-14.6	-3.3	-0.3	0.9
Cash and Equivalents	1,432,528	19.0	0.0	0.0	0.0	0.0	0.0	0.2	-
Schwab Cash	1,432,528	19.0	0.0	0.0	0.0	0.0	0.0	0.2	-
<i>90 Day U.S. Treasury Bill</i>			0.2	0.5	0.6	0.6	0.6	1.1	0.7

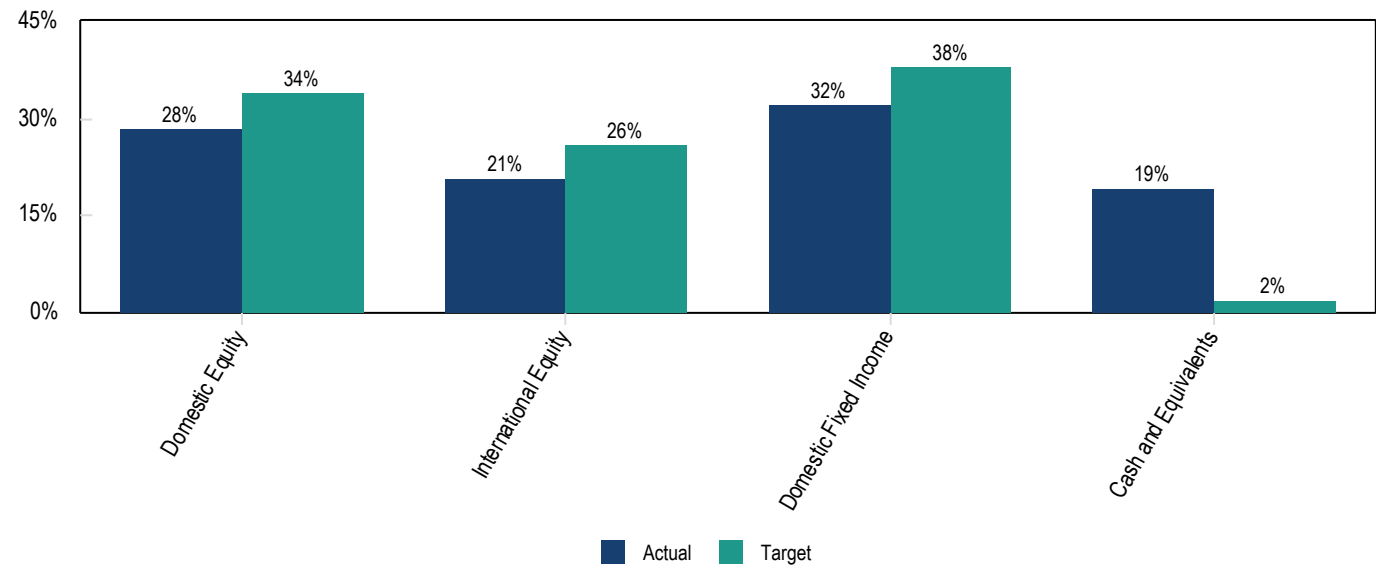
Policy Index: 34% Russell 3000, 26% MSCI EAFE, 38% Bloomberg US Aggregate, 2% 91 Day T-Bill. ESG Pool portfolio funded 9/29/2016. Fund performance has been backfilled and represents actual performance for periods shown. All data is preliminary.

Total Fund Asset Allocation vs. Policy

Community Foundation for Monterey - ESG Fund Period Ending: September 30, 2022



	Current Balance (\$)	Current Allocation (%)	Policy Allocation (%)	Excess Allocation (%)	Policy Range (%)	Within IPS Range?
Domestic Equity	2,135,382	28.3	34.0	-5.7	20.0 - 65.0	Yes
International Equity	1,561,289	20.7	26.0	-5.3	15.0 - 40.0	Yes
Domestic Fixed Income	2,414,890	32.0	38.0	-6.0	30.0 - 50.0	Yes
Cash and Equivalents	1,432,528	19.0	2.0	17.0	0.0 - 5.0	No
Total	7,544,089	100.0	100.0	0.0		



COMMUNITY FOUNDATION FOR MONTEREY COUNTY
 DRIM INVESTMENT PORTFOLIO
 Activity for the Month of: September 2022

Market At Last Trade Date	Number of Shares	Code	Investment Account	Beginning Book	Beginning Market	Net Additions	Transfers	Interest & Dividends	Realized Gain(Loss)	Unrealized Gain(Loss)	Ending Book	Ending Market	Actual %
CASH ACCOUNTS:													
			Schwab - Cash	797,680	797,680	(154,607)	1,818	159	0	0	645,050	645,050	
			TOTAL CASH	797,680	797,680	(154,607)	1,818	159	0	0	645,050	645,050	24.9%
EQUITIES													
104.64	1,500.00	CLFD	Clearfield Inc.	0	0	154,607	0	0	0	2,354	154,607	156,960	6.1%
97.33	1,800.00	FIX	Comfort Systems USA	100,349	180,612	0	0	0	0	(5,418)	100,349	175,194	6.8%
95.45	3,000.00	FN	Fabrinet	149,560	308,520	0	0	0	0	(22,170)	149,560	286,350	11.0%
29.93	6,600.00	HASI	Hannon Armstrong	303,274	260,832	0	0	0	0	(63,294)	303,274	197,538	7.6%
96.44	750.00	HELE	Helen of Troy, LTD	103,793	92,723	0	0	0	0	(20,393)	103,793	72,330	2.8%
26.67	8,656.00	SHOO	Madden Steven, LTD	340,441	251,976	0	(1,818)	1,818	0	(21,121)	340,441	230,856	8.9%
84.73	2,500.00	MYRG	MYR Group	261,071	232,350	0	0	0	0	(20,525)	261,071	211,825	8.2%
123.82	1,900.00	NVEE	NV5 Global, Inc.	138,054	267,444	0	0	0	0	(32,186)	138,054	235,258	9.1%
81.84	2,000.00	WNS	WNS Holdings, LTD	96,064	168,500	0	0	0	0	(4,820)	96,064	163,680	6.3%
72.31	3,000.00	NEP	Nextera Energy Partners, LP	136,772	246,270	0	0	0	0	(29,340)	136,772	216,930	8.4%
			TOTAL EQUITIES	1,629,378	2,009,227	154,607	(1,818)	1,818	0	(216,913)	1,783,985	1,946,921	
GRAND TOTALS													
				2,427,058	2,806,906	0	0	1,977	0	(216,913)	2,429,034	2,591,970	100.0%

DRIM Review 8/31/2022



Neumeier Poma Investment Counsel (market value \$2,806,906)

PERFORMANCE

	1 MO	YTD	1 YR	SINCE INCEPTION (6/26/18)
DRIM Provider	0.2%	-14.6%	-12.2%	6.7%
Policy Index (Russell 2000 Value)	-3.2%	-12.2%	-10.2%	4.1%
Foundation	-3.3%	-14.0%	-13.0%	--

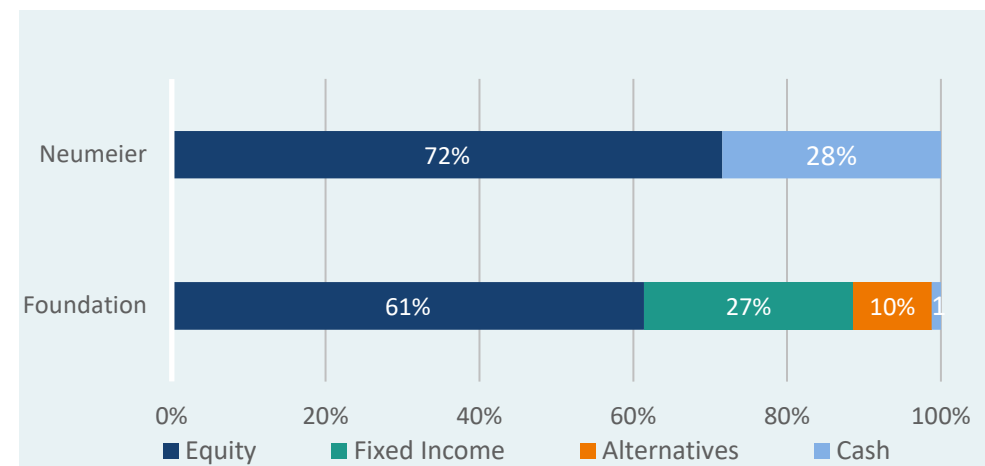
LARGEST HOLDINGS

	WEIGHT	% GAIN/LOSS
Money Market Fund	28.4%	--
Fabrinet	11.0%	106.3%
NV5 Global Inc.	9.5%	93.7%
Hannon Armstrong	9.3%	72.2%
Steve Madden, LTD.	9.0%	61.0%
Nextera Energy Partner	8.8%	80.1%

ASSET ALLOCATION VS. MIN/MAX RANGE

ASSET CLASS	CURRENT	MIN	MAX
Equities	71.6%	70%	90%
Fixed Income	0%	0%	0%
Alternatives	0%	0%	10%
Cash & Equivalents	28.4%	10%	30%

ASSET ALLOCATION VS. FOUNDATION



Donor fund inception date: 6/26/2018. Returns 1 year and longer are annualized.

Note: During a quarterly review, the investment committee will also generally have the DRIM providers report for expanded detail.

COMMUNITY FOUNDATION FOR MONTEREY COUNTY			Changes in Fund Balances -- January 1 through September 30, 2022						
			Interfund			All Grants			
			Contrib'ns -	Investment	Interest &	& Pledges	Admin.	Expenses &	Ending
Fund Name	Beg. Fund	Contrib'ns	Other Inc	Gain (Loss)	Dividends	Paid/Rec'd	Fees	Transfers	Fund Balance
Admin - Operating									
Operating Fund	4,658,634	78,922	2,972,423	-	8,291	-	-	3,218,315	4,499,955
Subtotal Administration (1)	4,658,634	78,922	2,972,423	-	8,291	-	-	3,218,315	4,499,955
Affiliate Funds									
Community Fund for Carmel Valley - Endowed	23,556	5,963	5,000	(6,002)	349	-	324	16	28,526
Community Fund for Carmel Valley - Nonendowed	49,654	8,714	5,000	(8,059)	434	-	693	36,037	19,012
Northern Monterey County Foundation - Nonendowed	46,072	30,948	1,500	-	44	40,000	861	-	37,703
Northern Monterey County Foundation - Endowed	255,526	30,948	1,500	(58,869)	3,568	-	3,709	169	228,794
Southern Monterey County Foundation - Endowed	238,069	4,675	3,896	(52,425)	3,161	-	3,355	(2,549)	196,570
Southern Monterey County Foundation - Nonendowed	51,221	4,675	3,896	-	51	-	760	2,700	56,382
Subtotal Affiliate Funds (6)	664,097	85,922	20,793	(125,355)	7,607	40,000	9,704	36,373	566,987
Designated - Agency									
Animal Legal Defense Fund	23,559	-	-	(4,898)	295	913	319	14	17,710
Pauline and John Anderson Fund	965,357	-	-	(206,735)	12,459	36,048	8,401	602	726,031
William S. and Janice R. Anderson Fund	24,773	-	-	(4,647)	280	4,000	192	14	16,201
Tony P. and Marjorie Ayres Fund	67,588	-	-	(14,474)	872	2,529	588	42	50,827
Nancy Parker Benham Endowment Fund	1,659,872	-	-	(355,561)	21,429	62,020	13,434	1,035	1,249,251
Central Coast Lighthouse Keepers Fund	983,957	-	-	(205,310)	12,368	36,212	8,349	598	745,856
Joseph and Betty Chaffers Fund	1,232,078	-	-	(261,104)	15,728	21,738	10,351	759	953,854
Cislini Fund	11,575,439	-	-	(2,483,045)	149,665	428,578	53,480	7,229	8,752,772
Howard and Lynn Classen Endowment	21,557	-	-	(4,632)	279	-	188	13	17,003
Communities for Sustainable Monterey County	153,076	-	-	(32,915)	1,983	-	1,066	96	120,981
Teacher Pathway Fund: CSUMB	12,265	-	-	-	9	12,213	61	-	-
Arts Council of Monterey County Endowment Fund	19,374	-	-	(4,042)	244	713	164	12	14,686
The Gloria S. Daly Endowment Fund for All Saints' Episcopal Day School	42,082	-	-	(8,781)	529	1,549	357	26	31,899
Charles Auguste de Guigne Charitable Foundation	22,346,406	103	-	(4,631,547)	279,051	1,058,228	88,545	13,494	16,833,747
Frances Elgan & Werner Kunkel Fund	2,533,606	-	-	(542,804)	32,714	94,564	19,521	1,580	1,907,851
Howard W. and Elva M. Elliott Trust Fund	4,455,200	-	-	(954,371)	57,532	219,550	23,293	2,781	3,312,739
Equal Access Monterey Bay Fund	506	-	-	(95)	3	-	4	0	411
The Herman Fletcher Fund	417,954	-	-	(89,810)	5,410	-	3,637	261	329,655
A Fork in the Road-A Fund Providing a Path to a Science Career	201,175	-	-	(43,229)	2,604	-	1,751	126	158,674
John Gill ALS Patient Support Fund	181,855	-	-	(37,945)	2,286	6,694	1,543	110	137,848
Rodney & Betty Guilfoil Fund	776,250	-	-	(166,236)	10,018	29,045	6,755	484	583,749
The Edgar H. Haber and Terry Jones Haber Fund	3,315,380	-	-	(710,395)	42,815	124,808	24,404	2,068	2,496,519
Jack and Donna Hardy Fund	23,623	-	-	-	23	11,500	353	-	11,793
Teacher Pathway Fund: Hartnell College	630	-	-	-	16	643	3	-	-
Hester Hyde Griffin Fund for All Saints Day School	479,544	-	-	(100,060)	6,028	17,651	4,069	291	363,500
The Hudson Fund	56,375	-	-	(12,114)	730	-	491	35	44,465
Ward D. and Mary T. Ingram Fund	186,413	-	-	(39,921)	2,406	6,976	1,622	116	140,183
Bob Jones Boy Scout Camping Fund	27,182	-	-	(5,675)	342	983	231	17	20,619
Elke Junger Making a Difference Fund	20,657	10,000	-	(5,205)	304	-	613	13	25,130
The William Kiepora Fund	1,580,541	-	-	(338,561)	20,404	59,015	12,881	986	1,189,502
Jack and Patricia Kilmartin Fund	467,631	-	-	(97,588)	5,879	17,132	3,968	284	354,537
Esther H. Lindsey Youth Fund	39,053	-	-	(8,373)	506	-	350	24	30,812

COMMUNITY FOUNDATION FOR MONTEREY COUNTY			Changes in Fund Balances -- January 1 through September 30, 2022						
			Interfund			All Grants			
			Contrib'ns -	Investment	Interest &	& Pledges	Admin.	Expenses &	Ending
Fund Name	Beg. Fund	Contrib'ns	Other Inc	Gain (Loss)	Dividends	Paid/Rec'd	Fees	Transfers	Fund Balance
Sandy Loiacono Scholarship Fund	160,606	-	-	(33,796)	2,036	6,000	1,374	98	121,374
John H. Marble Endowment Fund	10,918,144	-	-	(2,315,828)	139,522	201,095	50,713	6,733	8,483,298
MBD Fund	2	-	-	-	-	-	0	-	2
Jane P. McKay Endowment Fund for the Big Sur Land Trust	193,435	-	-	(40,361)	2,431	7,120	1,641	118	146,626
Jane P. McKay Endowment Fund for Door to Hope	193,416	-	-	(40,358)	2,431	7,119	1,641	117	146,612
Jane P. McKay Endowment Fund for the Hartnell College	194,232	-	-	(40,528)	2,441	7,149	1,648	118	147,231
Monterey County Symphony Association Fund	118,301	-	-	(24,684)	1,487	4,354	1,004	72	89,674
Perry D. and Barbara R. Miller Charitable Fund	1,023,884	-	-	(220,015)	13,253	-	8,896	639	807,588
Montage Health Support Fund at the Community Foundation for Monterey County	55,891	-	-	(12,018)	724	-	389	35	44,173
Joyce Morris Fund	590,844	-	-	(126,530)	7,625	22,108	5,142	368	444,321
Margaret L. Musser Restricted Fund	1,865,194	-	-	(399,562)	24,080	69,667	14,864	1,163	1,404,018
Susan A. Nerney Budding Performer Fund	50,904	-	-	(9,513)	287	-	445	18	41,216
F. Robert Nunes Family Fund	2,605,076	-	-	(553,829)	33,414	317,699	20,019	1,622	1,745,321
Perry-Downer House Fund	107,516	-	-	(22,425)	1,351	4,012	912	65	81,453
Ranchos Dos Arroyos Facilities and Maintenance Endowment Fund	-	5,000	-	(398)	20	-	-	0	4,622
St. James Buildings Renovation Fund	99,060	-	-	(8,849)	231	78,708	443	16	11,275
Anne Thorp Memorial Fund	63,325	-	-	(11,195)	668	6,333	555	22	45,889
Dr. James Valentine Fund	12,534,443	-	-	(2,689,943)	162,127	407,817	56,825	7,829	9,534,156
Maud Porter Work Rose Garden Fund	146,851	-	-	(30,641)	1,846	5,405	1,246	89	111,315
Carl Young Memorial Earth Science Endowment Fund	30,340	2,000	-	(6,731)	409	932	270	20	24,797
YWCA Endowment Fund	76,693	-	-	(16,002)	964	2,823	651	47	58,134
Subtotal Designated - Agency (51)	84,919,118	17,103	-	(17,973,279)	1,082,560	3,401,644	459,662	52,298	64,131,896
Unrestricted									
21st Century Fund - Health, Education, Social & Community Svcs	1,314,337	-	-	(278,213)	16,686	48,027	18,219	806	985,758
Kathleen and Austin Barrows Fund	778,801	-	-	(165,153)	9,908	29,394	10,823	478	582,860
Wendy (Millard) Benjamin Fund	775,799	-	-	(164,514)	9,870	29,041	10,782	476	580,857
Nancy Jane Bletzer Fund	652,619	-	-	(139,948)	8,428	-	9,070	406	511,623
Cislini Fund #2 - 15% Discretionary	1,909,513	-	-	(404,902)	24,291	71,853	26,537	1,171	1,429,340
Leland Edmund Dake and Gloria Urban Dake Fund	533,994	-	-	(113,226)	6,793	20,158	7,421	328	399,653
Mary Jane Drummond Fund	814,480	-	-	(172,452)	10,343	30,789	11,299	499	609,784
Lewis and Gloria Fenton Fund	191,606	-	-	(40,706)	2,442	7,329	1,667	118	144,228
The Fund for Monterey County	8,408,622	80,461	-	(1,570,504)	124,927	262,382	117,196	5,162	6,658,767
General Endowment Fund of the Community Foundation #2	109,635	-	-	(19,494)	1,160	-	1,534	39	89,728
General Endowment-NGP Grants	4,600	-	45,400	-	-	30,750	-	-	19,250
General Endowment - Opportunity Fund	23,178	-	131,822	-	-	80,266	-	-	74,734
Marilyn & Philo Holland Fund	81,670	-	-	(17,335)	1,040	2,806	1,135	50	61,385
Lauralie and J. J. Irvine Fund	9,894,161	-	-	(2,100,728)	125,870	445,880	137,037	6,086	7,330,300
George P. and Betty Kendall Memorial Fund	48,633	-	-	(10,311)	619	1,853	676	30	36,382
Phyllis Geer Krystal Fund	-	296	-	(123,960)	7,206	-	2,243	(793,193)	674,492
Leo Lanini Fund	29,927	-	-	(6,345)	381	1,137	416	18	22,391
The Barbara and Joseph Lee Fund	106,774	-	-	(22,638)	1,358	4,058	1,484	65	79,886
Esther H. Lindsey Fund	117,159	-	-	(25,119)	1,519	-	1,049	73	92,437
LLC #1 CFMC Real Estate	-	-	-	-	-	-	-	-	-
The John and Nancy Love Fund	1,005,371	-	-	(213,161)	12,787	63,182	13,972	617	727,226
Jan and Tannie Mandel Fund	177,550	1,555,713	-	(163,303)	8,486	-	33,581	188	1,544,677

COMMUNITY FOUNDATION FOR MONTEREY COUNTY			Changes in Fund Balances -- January 1 through September 30, 2022						
			Interfund			All Grants			
			Contrib'ns -	Investment	Interest &	& Pledges	Admin.	Expenses &	Ending
Fund Name	Beg. Fund	Contrib'ns	Other Inc	Gain (Loss)	Dividends	Paid/Rec'd	Fees	Transfers	Fund Balance
John R. Marron Fund	1,154,977	-	-	(244,988)	14,699	67,181	16,051	709	840,747
Paul Edward and Gay Delores Rochester Fund	261,303	-	-	(55,396)	3,323	10,012	3,631	160	195,426
Donna Roop Fund	397,820	-	-	(84,350)	5,060	15,054	5,529	244	297,703
The Scott Fund	135,370	-	-	(28,403)	1,700	5,156	1,857	83	101,571
Renita K. Seibel Fund	64,119	-	-	(13,597)	816	2,400	891	39	48,007
Clyn & Pamela Smith Fund	42,826	-	-	(9,080)	545	1,622	595	26	32,047
Evelyn Torras Fund	500,466	-	-	(106,103)	6,365	19,123	6,955	307	374,343
CFMC Trustees Fund	7,943	-	-	(1,703)	103	-	110	5	6,227
Subtotal Discretionary - General (30)	29,543,255	1,636,470	177,222	(6,295,634)	406,725	1,249,453	441,762	(775,010)	24,551,832
Field of Interest									
Ruth L. and Wilbur K. Amonette Fund - Arts and education	895,537	-	-	(189,021)	11,329	34,159	12,377	548	670,762
The Todd Lueders Fund for the Arts - Arts	1,571,911	1,000	-	(336,051)	20,250	58,518	21,845	978	1,175,768
Nancy Jane Bletzer Fund for Animal Welfare	1,958,255	-	-	(419,929)	25,290	-	27,215	1,219	1,535,182
Paul Block, Jr. Fund - Elderly	178,712	-	-	(37,507)	2,246	6,728	2,452	109	134,161
Patricia J. Boles - Arts	799,512	-	-	(168,123)	10,089	30,363	10,965	490	599,660
Maureen Bradford Fund - Needy children and abused women	144,617	-	-	(30,363)	1,819	5,446	1,984	88	108,555
Stephen and Madeleine Conran Fund - Needy children and seniors	4,571,886	-	-	(969,022)	58,138	197,255	63,415	2,809	3,397,524
The John & Mary Dawson Learning Fund	1,660,777	-	-	(355,011)	21,270	61,632	23,061	1,026	1,241,316
Doud Fund #1 - Historic Preservation	2,144,889	-	-	(459,583)	27,644	35,700	29,764	1,336	1,646,150
Ken and Gundy DuVall Fund - Multi Purpose	7,660,176	-	-	(1,624,448)	97,457	310,904	106,457	4,699	5,711,124
Fund for the Environment - Environment	1,031,861	1,000	-	(189,706)	5,698	38,730	14,321	350	795,452
Fred Farr Environmental Stewardship Fund	78,025	-	-	(16,732)	1,008	-	1,084	49	61,168
Cyrus F. Fitton Fund - Seniors, youth and handicapped	990,848	-	-	(208,365)	12,480	36,813	13,626	606	743,918
Jean P. Fitton Fund - Monterey County teachers	855,985	-	-	(183,558)	11,055	-	11,896	533	671,053
The Rudy E. Futer Fund for Human & Humane Needs	10	-	-	-	-	-	10	-	-
Good Neighbor Basic Human Needs	125,237	-	-	(26,555)	1,593	4,721	1,740	77	93,736
Gumm Fund for the Performing Arts	349,435	-	-	(74,084)	4,444	13,334	4,856	214	261,391
Elmer Mills Harris Fund - Elder Assistance	387,569	-	-	(82,181)	4,930	14,603	5,386	238	290,092
Douglas Madsen Fund for HIV/AIDS Housing in Monterey County	1,475,752	-	-	(326,708)	19,680	-	12,128	949	1,155,648
Jeanne Smith-Holmquist Fund	36,011	-	-	(7,738)	466	-	313	22	28,403
The Fund for Homeless Women	315,324	2,280	-	(67,911)	4,087	-	4,387	197	249,196
The Fund for Homeless Women Non-Endowed Fund	116,977	97,621	22,000	-	192	-	2,535	643	233,612
Phyllis Geer Krystal Fund for Animal Welfare	1,686,419	-	793,517	(371,358)	22,166	-	15,575	794,591	1,320,579
Terry Layne Fund for Beach Protection	379,747	-	-	(79,372)	4,735	35,000	3,305	228	266,577
Leslie Mulford Fund	27	-	-	-	-	-	0	-	27
Kathleen and Howard Marks Fund - Elderly & Animals	753,614	-	-	(159,157)	9,540	28,706	10,423	462	564,407
The McKay Fund - Multi Purpose	244,966	-	-	(51,401)	3,077	9,309	3,361	150	183,823
Monterey County Tolerance and Acceptance Fund	18,030	-	-	(3,866)	233	-	251	11	14,135
The MPUSD Arts Fund	4,705	-	-	-	5	-	70	-	4,639
Engracia Irene Murray Field of Interest Fund	969,285	-	-	(206,186)	12,385	17,495	13,374	598	744,017
Musser Fld of Interest Fund - Elder Care & Prep Schools	2,461,798	-	-	(522,597)	31,351	92,761	34,207	1,512	1,842,071
Orrick Fund - Abused and needy youth	51,983	-	-	(11,026)	662	1,911	722	32	38,954
Out Reach - A Fund for LGBT Life in Monterey County	91,166	2,000	-	(19,674)	1,188	-	1,277	57	73,346
June P. Sheppard Fund for the Performing Arts	111,632	-	-	(23,667)	1,420	4,257	1,551	68	83,508
Siembra Latinos Fund - Nonendowed	12,865	18,447	1,350	(2,355)	132	20,000	204	(604)	10,839

COMMUNITY FOUNDATION FOR MONTEREY COUNTY			Changes in Fund Balances -- January 1 through September 30, 2022						
			Interfund			All Grants			
			Contrib'ns -	Investment	Interest &	& Pledges	Admin.	Expenses &	Ending
Fund Name	Beg. Fund	Contrib'ns	Other Inc	Gain (Loss)	Dividends	Paid/Rec'd	Fees	Transfers	Fund Balance
Siembra Latinos Fund - Endowed	70,955	6,139	50	(15,674)	942	-	994	45	61,373
Dr. Frank Pye Smith Medical Facilities Fund	2,455,523	-	-	(520,930)	31,274	67,619	33,883	1,512	1,862,854
Robert and Virginia Stanton Endowment Fund	5,134,322	-	-	(1,101,759)	66,357	-	62,475	3,199	4,033,247
Irving R. and Helen G. Stuart Fund	118,234	-	-	(24,814)	1,486	4,452	1,622	72	88,759
The James M. and Marjorie E. Sturgeon Fund - Social Services	109,150	-	-	(23,144)	1,388	4,117	1,517	67	81,693
Tri-Counties Blood Bank - Health	458,336	-	-	(98,286)	5,919	-	6,370	285	359,315
Shirley I. Thackara Fund - health & education	142,809	-	-	(30,127)	1,806	5,376	1,972	87	107,052
Evelyn and Spencer Thompson Fund to Help Feed the Hungry	30,068	-	-	(6,376)	383	1,131	418	18	22,508
Dr. George & Sam Kih Thorngate Family Fund - Medical Equipment	960,405	-	-	(203,069)	12,176	36,192	13,300	589	719,431
Anita Tarr Turk Fund for Breast Cancer Research	1,878,429	-	-	(402,811)	24,259	-	26,105	1,170	1,472,602
The Women's Fund	2,267,005	9,653	5,000	(412,203)	12,399	100,777	30,749	761	1,749,568
Youth Fund - Youth	85,022	-	-	(17,844)	1,068	3,200	1,167	52	63,827
Florence Haspel Zeve Award Fund	35,095	-	-	(7,354)	440	1,000	478	21	26,682
Subtotal Field of Interest (48)	47,880,897	138,140	821,917	(10,087,643)	587,955	1,282,209	637,190	822,166	36,599,702
Donor-Advised									
Antle Family Fund	4,293,046	-	-	(906,148)	54,577	110,000	27,957	2,636	3,300,882
Ausonio Family Fund	1,931,107	-	-	(404,681)	24,367	77,000	15,059	1,179	1,457,554
Peggy Downes Baskin Fund for Women's Reentry	63,130	-	-	(12,300)	481	-	551	33	50,727
Howard Franklin Bowker Numismatic Projects Endowment Fund	1,823,740	-	-	(391,972)	23,616	-	14,402	1,138	1,439,844
Chappellet Youth, Arts and Ecology Fund	14,606	-	-	(3,139)	189	-	127	9	11,520
Colleagues of the Arts Endowment Fund	147,669	2,371	-	(31,209)	1,867	5,600	1,015	91	113,993
Marcia F. DeVoe Fund	1,128,295	-	-	(241,264)	14,527	6,400	9,668	701	884,789
Helen R. Doe Fund	26,338	-	-	(5,660)	341	-	229	16	20,774
Jean and Jim Duff Fund	1,746,061	-	-	(377,588)	22,764	1,000	14,025	1,100	1,375,112
Davis Factor, Jr. and Christine B. Factor Fund	131,738	-	-	(28,308)	1,705	-	1,146	82	103,907
Farrell/Allen/LaSalle Carmel Rotary Fund	6,831,540	-	-	(1,434,158)	86,097	236,250	36,492	4,175	5,206,561
Farrell/Allen Carmel Rotary Fund	1,111,672	36,164	-	(241,098)	14,488	39,000	9,617	702	871,907
Doris Parker Fee Fund	364,005	-	-	(78,218)	4,712	-	3,168	227	287,104
Ted Fehring Family/Carmel Host Lions Club Fund	57,306	-	-	(11,883)	713	-	485	2,229	43,423
Lori and Lou Flagg Memorial Youth Fund	1,848,209	-	-	(397,252)	23,930	250	14,746	1,153	1,458,738
Fuhs Family Foundation Fund	-	-	-	(354,468)	26,989	83,740	11,096	(2,114,544)	1,692,229
Jessica Govea-Thorbourne Memorial Fund	256,543	10,000	-	(57,191)	3,450	-	2,289	166	210,347
Harlan and Barbara Hall Fund	956,797	-	-	(203,084)	12,261	30,250	8,327	595	726,802
Hicks Fund for the Arts	982	-	-	(211)	13	-	9	1	774
Elmer G. and William G. Hitchcock Fund	203,225	-	-	(43,669)	2,630	-	1,769	127	160,291
Mary and Peter Hopley Memorial Fund	62,955	-	-	(13,189)	791	2,000	536	38	47,983
Cappy Martin/Vernon Hurd Monterey Rotary Club Fund	1,285,715	600	-	(271,247)	16,327	54,332	10,795	791	965,476
The Kohn Family Theatre and Arts Fund	41,254	-	-	(8,865)	534	-	359	26	32,539
Jefferson and Frances Larkey Memorial Fund	116,551	-	-	(25,044)	1,509	-	1,014	73	91,928
William R. and Duncan B. Lewis Family Foundation Fund	1,242,722	-	-	(267,069)	16,088	-	10,528	775	980,437
Phyllis and Herbert Lister Fund	92,915	-	-	(19,966)	1,203	-	809	58	73,285
Valera Whitford Lyles Fund	38,342	-	-	(7,900)	473	2,000	322	23	28,570
John and Kristina Magill Fund	60,422	-	-	(12,741)	764	2,000	520	37	45,887
The Marcus Family Fund	35,006	-	-	(7,522)	453	-	305	22	27,610
The Ann Mayer Hiller Memorial Fund	107,263	-	-	(22,773)	1,372	2,000	928	66	82,868

COMMUNITY FOUNDATION FOR MONTEREY COUNTY			Changes in Fund Balances -- January 1 through September 30, 2022						
			Interfund			All Grants			
			Contrib'ns -	Investment	Interest &	& Pledges	Admin.	Expenses &	Ending
Fund Name	Beg. Fund	Contrib'ns	Other Inc	Gain (Loss)	Dividends	Paid/Rec'd	Fees	Transfers	Fund Balance
Catherine L. and Robert O. McMahan Fund	880,717	-	-	(189,598)	11,400	-	7,663	550	694,305
McMahan Family Fund	868,749	-	-	(186,677)	11,245	-	7,560	542	685,214
Marjorie McNeely Fund for the Blind or Illiterate	270,095	-	-	(56,323)	3,366	10,000	2,291	164	204,683
Lenore and Dale Meyer Fund	6,408,407	-	-	(1,334,496)	79,845	247,500	34,879	3,880	4,867,498
Malcolm and Joanne Millard Fund	118,627	-	-	(25,491)	1,535	-	1,032	74	93,566
Monterey Peninsula Sunrise Rotary Club Fund	38,579	-	-	(8,290)	499	-	336	24	30,429
Matthew Simis and Michael Gray Fund	40,343	-	-	(8,613)	519	-	504	25	31,720
Don Nucci Fund for the Salinas Valley	52,526	-	-	(10,962)	660	1,922	446	32	39,825
The James M. Shade Memorial Fund	867,786	-	-	(185,939)	11,211	5,000	7,552	541	679,965
Ramsey Shirk Fund	1,000,506	-	-	(209,721)	12,576	35,500	8,545	610	758,705
Salinas Rotary Club Fund	61,226	1,250	-	(13,365)	808	-	539	39	49,341
Fund for the Salinas Valley	102,928	-	-	(22,117)	1,332	-	896	64	81,183
Salinas Rodeo Rotary Club Fund	16,688	-	-	(3,586)	216	-	145	10	13,162
Salinas Steinbeck Rotary Club Fund	2,794	-	-	(600)	36	-	24	2	2,203
Robert and Leslie Taylor Fund	57,277	-	-	(12,307)	741	-	498	36	45,176
Terman and Borreson Family Fund	1,201,541	-	-	(255,934)	15,384	18,000	10,189	744	932,058
Trinidad and Lupe Gomez Family Fund	193,465	-	-	(41,452)	2,495	1,000	1,681	120	151,706
Tyler Visiting Fellowship in Residence Fund	65,173	-	-	(13,529)	811	2,500	553	39	49,363
William and Susanne Tyler Fund	357,693	-	-	(76,861)	4,630	-	3,113	223	282,125
Willemsen Family Fund	832,766	-	-	(176,916)	10,649	10,000	7,190	514	648,795
Subtotal Donor Advised (50)	39,457,040	50,385	-	(8,712,595)	529,189	983,244	293,931	(2,088,041)	32,134,885
Restricted - Award									
American Culinary Federation, Marc H. Vedrines Scholarship Fund	59,284	-	750	(13,524)	816	-	1,201	39	46,086
Dr. William D. Barr Fund for Educational Leadership	38,625	-	-	(8,224)	494	575	401	24	29,895
Butterfield Fund-No. Ca. Book Publicist's Assoc.	53,272	-	-	(11,439)	689	-	556	33	41,933
Allen S. Griffin Fund - Teaching Awards	175,151	-	-	(37,611)	2,265	-	1,828	109	137,868
Theodore R. Sarbin Research and Scholarship Award Fund	30,138	-	-	(6,472)	390	-	315	19	23,723
Robert Stanton Award Fund	54,573	-	-	(11,719)	706	-	570	34	42,957
Taylor Farms Scholarship Fund	31,417	520,200	-	-	40	515,000	10,200	-	26,457
Traven Tapson Foundation	-	18,125	-	(1,476)	130	-	363	3	16,413
Subtotal Restricted Award (9)	442,461	538,325	750	(90,465)	5,531	515,575	15,432	262	365,332
Restricted - Agency									
Alliance on Aging	20,817	-	-	(4,353)	262	726	142	13	15,845
All Saints' Day School Endowment Fund	27,377	-	-	(5,722)	345	975	186	17	20,822
Alzheimer's Association of Monterey County	39,838	-	-	(8,321)	501	1,450	271	24	30,273
The Boys and Girls Club of the Monterey Peninsula Fund	151,523	400	-	(31,662)	1,907	5,549	1,029	92	115,497
Laurie Boone Hogen Appreciation Fund for Excellence in Teaching	72,051	-	-	(15,047)	906	2,639	489	44	54,739
Big Sur Health Center Endowment Fund	478,077	-	-	(102,800)	6,193	-	3,330	298	377,841
The Big Sur Land Trust Conservation Fund	46,041	-	-	(9,435)	568	2,751	308	28	34,089
Fred Farr & Edwin Bliss Buckeye Memorial Fund	121,567	-	-	(26,140)	1,575	-	847	76	96,078
Blind and Visually Impaired Center Fund	135,109	-	-	(28,218)	1,700	4,931	918	82	102,660
Casa Amesti House and Garden Endowment	570,816	23,000	-	(126,948)	7,694	-	3,931	368	470,262
Casa Amesti Foundation Building Endowment Fund	568,630	-	-	(114,830)	7,004	91,608	3,813	345	365,038
David Allen Bernahl, II Local Heroes Fund for CASA	27,355	-	-	(5,882)	354	-	191	17	21,620

COMMUNITY FOUNDATION FOR MONTEREY COUNTY			Changes in Fund Balances -- January 1 through September 30, 2022						
			Interfund			All Grants			
			Contrib'ns -	Investment	Interest &	& Pledges	Admin.	Expenses &	Ending
Fund Name	Beg. Fund	Contrib'ns	Other Inc	Gain (Loss)	Dividends	Paid/Rec'd	Fees	Transfers	Fund Balance
Carl Cherry Center for the Arts	28,093	-	-	(5,867)	353	1,029	191	17	21,343
Chartwell School Scholarship Endowment Fund	800,172	-	-	(167,100)	10,067	29,321	5,436	486	607,896
Children's Services International	14,460	-	-	(3,020)	182	530	98	9	10,985
Chamber Music Monterey Bay	26,453	-	-	(5,524)	333	969	180	16	20,097
Carmel Music Society	169,300	-	-	(35,355)	2,130	6,201	1,150	103	128,620
Carmel Public Library Fund-Children's Fund	279,148	-	-	(58,294)	3,512	10,229	1,896	170	212,070
Carmel Public Library Fund	194,190	-	-	(40,553)	2,443	7,116	1,319	118	147,527
Community Partnership for Youth Fund	19,214	-	-	(4,012)	242	704	131	12	14,597
39 Craftsmen/MY Museum	14,029	-	-	(2,930)	177	514	95	9	10,658
Friends of the Carmel Valley Library Fund	35,278	-	-	(7,349)	440	-	240	1,292	26,838
Carmel Woman's Club Fund	243,002	-	-	(50,746)	3,057	8,906	1,651	148	184,609
Carmel Woman's Club "Women to Women" Scholarship Fund	69,879	11,621	-	(15,725)	1,001	-	535	48	66,193
Carmel Youth Center Endowment Fund	-	500	50,000	(4,933)	212	-	-	4	45,776
Elkhorn Slough Foundation, Inc. Fund	48,979	-	-	(10,229)	616	1,792	333	30	37,212
Fenton Founders:Youth Music Monterey	68,184	-	-	(14,239)	858	2,500	463	41	51,799
Food Bank for Monterey County Endowment Fund	99,368	4,500	-	(21,656)	1,311	3,395	697	63	79,368
Gateway Center of Monterey County	-	20,000	-	(3,707)	260	-	116	10	16,427
Girl Scouts of California's Central Coast Endowment Fund	104,952	-	-	(21,920)	1,321	3,828	713	64	79,748
Mayor Joe Gunter Memorial Fund for the Veterans Day Parade	11,834	-	-	(2,405)	145	824	79	7	8,664
Goodwill Industries	30,323	-	-	(6,520)	393	-	211	19	23,965
Health Projects Center Fund	26,320	-	-	(5,660)	341	-	183	16	20,802
Interim, Inc. Mental Illness Endowment Fund	28,957	25	-	(6,228)	375	-	202	18	22,909
Kinship Center Fund	15,608	-	-	(3,260)	196	570	106	10	11,859
Bishop Kip Fund for All Saints School	235,057	-	-	(49,090)	2,957	8,596	1,597	143	178,589
Legal Services for Seniors	34,002	-	-	(7,311)	440	-	237	21	26,873
LULAC Council # 2055 Fund	19,187	-	-	(4,008)	241	697	130	12	14,582
Lyceum Founders' Fund in Memory of Vera Hering and Claire Kennedy	40,244	-	-	(8,404)	506	1,475	273	24	30,573
Director Emeritus Richard Tyler Scholarship Award	23,909	-	-	(5,141)	310	-	167	15	18,896
Monterey County Historical Society	17,194	-	-	(3,587)	216	651	117	10	13,045
Meals on Wheels - Monterey Peninsula	145,947	-	-	(30,478)	1,836	5,346	991	89	110,878
Eve Mills-Meals on Wheels-Salinas	101,198	-	-	(21,133)	1,273	3,708	687	62	76,881
Meals on Wheels -Salinas	51,225	-	-	(10,697)	644	1,877	348	31	38,916
Foundation for Monterey County Free Libraries - Dallas Shaffer Book Fund	142,929	-	-	(29,848)	1,798	5,237	971	87	108,584
Foundation for Monterey County Free Libraries - General Endowment	77,239	-	-	(16,609)	1,001	-	538	48	61,045
Foundation for Monterey County Free Libraries - Staff Development Fund	17,700	-	-	(3,696)	223	649	120	11	13,447
Monterey History and Art Association Endowment Fund	528,698	-	-	(110,410)	6,651	19,360	3,592	321	401,666
Valley of the Moon Legacy Endowment Fund-MASTER	35,454	-	-	(7,309)	437	2,376	241	21	25,944
MPC Women Supporting Women Endowment Fund	139,783	-	-	(28,973)	1,745	6,290	1,179	84	105,002
Monterey Public Library Fund	391,351	2,265	-	(84,429)	5,089	-	2,732	245	311,300
Monterey Museum of Art	86,359	-	-	(18,035)	1,086	3,162	587	53	65,610
Natividad Medical Foundation	25,994	-	-	(5,589)	337	-	181	16	20,544
Danny Nugent Memorial Campership Fund	25,269	-	-	(5,277)	318	926	172	15	19,197
Ombudsman Fund for Long-Term Care	86,686	-	-	(18,102)	1,091	3,179	589	53	65,854
Jack O'Neill and Harry Hind Endowment Fund	1,261,020	-	-	(263,391)	15,868	46,094	8,301	767	958,335
Operating Endowment Fund	949,675	-	-	(198,777)	11,971	34,751	6,537	579	721,002
Orchestra in the Schools Endowment Master Fund	63,298	-	-	(13,611)	820	-	441	40	50,027

COMMUNITY FOUNDATION FOR MONTEREY COUNTY			Changes in Fund Balances -- January 1 through September 30, 2022						
			Interfund			All Grants			
			Contrib'ns -	Investment	Interest &	& Pledges	Admin.	Expenses &	Ending
Fund Name	Beg. Fund	Contrib'ns	Other Inc	Gain (Loss)	Dividends	Paid/Rec'd	Fees	Transfers	Fund Balance
Nellie Irons Orr Fund	102,972	-	-	(21,504)	1,295	3,773	700	63	78,229
Pacific Repertory Theatre Endowment	204,069	-	-	(43,880)	2,643	-	1,422	127	161,283
Max's Helping Paws Endowment Fund	100,000	-	-	(21,488)	1,294	-	870	62	78,874
Museum Foundation of Pacific Grove Fund	157,019	-	-	(32,790)	1,975	5,755	1,067	95	119,287
Project Helping Hand Fund	19,596	-	-	(4,083)	246	737	199	12	14,810
Center for Photographic Art	325,969	25,000	-	(74,325)	4,502	-	2,389	215	278,542
Rancho Cielo Endowment Master Fund	771,322	224,520	-	(201,497)	12,379	14,420	6,087	578	785,639
Friends of the Salvation Army Monterey Peninsula Fund	280,151	-	-	(58,511)	3,525	10,225	1,903	170	212,866
Community Homeless Solutions Endowed Fund	27,261	-	-	(5,862)	353	-	190	17	21,545
Sunset Theater Endowment Fund	167,950	11,000	10,000	(39,949)	2,442	-	1,265	116	150,062
SPCA of Monterey County	1,119,865	-	-	(233,873)	14,089	40,966	7,608	681	850,826
Salinas Rodeo Rotary Club Foundation	33,471	-	-	(6,990)	421	1,227	227	20	25,427
St. Timothy Foundation, Inc. Fund	21,541	-	-	(4,498)	271	789	146	13	16,365
Sylvia W. Schwartz Fund for Reading Improvement	19,009	-	-	(3,970)	239	697	129	12	14,441
Robinson Jeffers Tor House Fund	14,299	-	-	(2,986)	180	523	97	9	10,864
Tularcitos Parent Teacher Organization	23,314	-	-	(4,869)	293	854	158	14	17,712
United Way of Monterey County Fund	100,993	-	-	(21,090)	1,271	3,701	686	61	76,724
Ventana Wildlife Society Fund	44,074	-	-	(9,477)	571	-	307	28	34,833
Ventana Trails Forever Fund	416,602	2,500	-	(87,309)	5,259	14,953	2,834	254	319,011
Ventana Wilderness Alliance Fund	125,227	-	-	(26,157)	1,576	4,554	851	76	95,164
The Western Stage Endowment Fund	69,599	-	-	(14,966)	902	-	485	43	55,007
Youth in Wilderness Fund	254,275	-	-	(54,163)	3,263	3,035	1,757	157	198,426
York School Fund	41,004	-	-	(8,564)	516	1,500	279	25	31,153
FASB 136 Year End Adjustment	(8,371,490)	-	-	-	-	-	-	-	(8,371,490)
Subtotal Restricted Agency (82)	5,154,450	325,331	60,000	(2,903,293)	175,340	441,140	93,865	9,708	2,267,114
Scholarship									
Monica Abbott Scholarship Fund	24,198	3,000	-	-	25	2,000	271	-	24,951
AGB Scholarship Fund	(128,289)	71,400	5,000	-	13	10,000	2,628	-	(64,504)
Ausonio Family Scholarship Fund	-	-	15,000	(844)	44	-	63	0	14,137
Belli Architectural Group Scholarship Fund	6,336	-	-	(1,425)	84	-	500	3	4,492
Dr. Roger and Kate Bartels Memorial Scholarship Fund	39,774	1,000	-	(8,540)	514	1,000	553	25	31,171
The Bissell Fund - Seaside High School	53,016	-	-	(11,272)	680	2,000	553	33	39,838
James Bliss & Annette Sward Forestry & Nursing Scholarship Fund	424,884	150	-	(89,560)	5,368	19,000	4,370	260	317,212
Margaret and Seba Bronson Scholarship Fund	1,808,204	-	-	(397,930)	24,047	60,000	18,820	1,164	1,354,338
The Larry Horan-Jim Langley Cal Alumni Memorial Scholarship Fund	10,320	100	-	-	10	2,500	153	-	7,776
CASA of Monterey County Scholarship Fund	75,511	25,688	-	(20,554)	1,259	7,000	514	59	74,332
Caste Action Alliance Scholarship Fund	9,618	1,200	-	-	9	6,100	274	-	4,453
College Futures Monterey County Fund	319,555	40,000	160,540	-	472	112,500	5,978	-	402,089
Bert P. Cutino Professional Chef Scholarship Fund	-	23,450	-	-	6	-	469	-	22,987
CHISPA Scholarship Fund	84,146	2,000	-	(18,114)	1,091	2,400	1,179	52	65,492
Carmel High School Class of 1952	147,350	150	-	(31,665)	1,907	-	1,538	92	116,112
Bill Clapper Music Scholarship-Monterey High Music	34,992	-	-	(7,514)	453	-	365	22	27,543
The Club at Pasadera Scholarship Fund	5,365	-	-	-	7	-	500	-	4,872
Raymond H. Costa Family Scholarship Fund	20,066	60,000	-	(8,001)	608	52,000	100	23	20,549
Cal-Poly Agricultural Business Endowment	72,244	-	-	(15,513)	934	-	754	45	56,866

COMMUNITY FOUNDATION FOR MONTEREY COUNTY			Changes in Fund Balances -- January 1 through September 30, 2022						
			Interfund			All Grants			
			Contrib'ns -	Investment	Interest &	& Pledges	Admin.	Expenses &	Ending
Fund Name	Beg. Fund	Contrib'ns	Other Inc	Gain (Loss)	Dividends	Paid/Rec'd	Fees	Transfers	Fund Balance
California Rodeo Salinas Scholarship Fund	1,134	-	15,000	-	24	15,000	550	-	607
Carmel Valley Women's Club Foundation Scholarship Fund	817	18,600	-	-	10	7,000	622	-	11,805
Drezner Family Scholarship Fund	109,193	10,500	5,000	-	158	45,500	546	-	78,805
E.G. Young Computer Science and Information Systems Scholarship Fund	-	5,000	-	(390)	20	-	100	0	4,529
The Elkhorn Slough Foundation's James Rote & Les Strnad Scholarship	121,028	-	-	(26,007)	1,567	-	1,053	76	95,459
David L. Ferguson Scholarship Fund - Monterey High School	32,899	-	-	(6,932)	420	1,250	343	20	24,774
Matthew Paul Finnigan Memorial Scholarship Fund	98,925	(1,380)	2,000	(20,999)	1,271	5,000	1,370	62	73,386
Flagg Scholarship Holding Fund	-	-	-	-	-	-	-	-	-
Nancy Fowler Memorial Music Scholarship Fund	26,994	250	-	(5,649)	338	1,020	545	16	20,352
FW Family Scholarship Fund	7,859	-	-	-	7	4,000	250	-	3,616
Gabilan Hope Scholarship Fund	41,344	-	-	-	61	5,000	827	-	35,579
Joel and Dena Gambord Nursing Scholarship	2,521	-	175,000	-	49	169,000	13	-	8,557
Girls' Health in Girls' Hands Scholarship Fund	9,879	435	30,000	-	26	25,000	450	-	14,890
Richard Gourley Memorial Scholarship Fund	1,791	2,825	-	(783)	50	1,000	307	2	2,574
Geraldyn R. Griffith Memorial Scholarship Fund	356,291	-	-	(74,306)	4,474	13,173	3,625	216	269,444
Whitney Elisabeth Grummon Memorial Scholarship Fund	49,407	-	-	(10,402)	628	1,000	988	30	37,614
R. J. Harper Scholarship Fund	121,528	-	-	(25,493)	1,526	5,000	608	74	91,878
Jess Harrison Family Scholarship Fund	124,194	-	-	(26,857)	1,615	4,000	621	78	94,253
Hausdorf Family Scholarship Fund	299,125	-	1,000	(67,212)	4,049	8,000	3,111	195	225,655
Henry Hibino Memorial Scholarship Fund	5,096	-	-	-	3	5,000	25	-	74
Scholarship Fund for Homeless Women	5,621	10,000	8,250	-	15	4,000	28	-	19,858
Rotary Club of Monterey Martin/Hurd Scholarship Fund	11,563	-	39,332	-	12	40,000	-	-	10,907
Reg Huston / S.T.A.R. Scholarship for the Performing Arts	-	-	-	-	-	-	-	-	-
Bonnie Hutcheon Scholarship Fund	29,577	-	-	(6,156)	371	1,107	401	18	22,267
Harold and Peggy Ipson and Dan and Sue Ipson Scholarship Fund	90,106	100	-	(19,088)	1,154	2,500	1,252	56	68,464
The Kier Memorial Scholarship Fund	54,953	-	-	(11,800)	711	-	574	34	43,256
George V. Kriste Scholarship Fund	43,899	-	-	(8,205)	248	-	219	15	35,707
Howard and Gretchen Leach Scholarship Fund	689,368	-	-	(151,723)	9,142	-	9,560	441	536,787
Men's Golf Association at Quail Lodge Scholarship Fund	151,026	18,550	-	(24,992)	1,571	56,500	2,173	53	87,430
The Morse Foundation Scholarship Fund	14,890	955	120,000	-	36	114,000	2,717	-	19,164
John S. Myszak Scholarship for Future Teachers	17,649	500	-	(3,830)	230	-	245	11	14,293
Nakamura Scholarship Fund - Carmel High School	21,290	-	-	(4,658)	281	-	222	14	16,677
Anthony Nicholas Narigi Memorial Baseball Scholarship Fund	253,934	500	-	(53,273)	3,200	17,200	3,529	155	183,478
Libby Olver Scholarship Fund - Endowed	-	345,000	-	(32,728)	1,218	10,000	2,001	(68,732)	370,221
Libby Olver Scholarship Fund - Non-endowed	70,647	5,000	-	(6,680)	195	-	353	68,809	-
Dr. Gladys M. Olvis Scholarship Fund	64,546	-	-	(13,739)	826	1,000	670	40	49,923
Kristopher Pallastrini Fund	31,465	-	-	(7,172)	432	1,200	327	21	23,178
Casilda Paul Memorial Scholarship Fund	23,720	5,000	-	-	24	15,000	119	-	13,626
Richard Scott Reynolds Science & Technology Education Scholarship	230,068	-	-	(49,735)	3,009	9,000	3,191	146	171,005
San Ardo Foundation for Education	34,606	-	-	(7,392)	440	4,000	360	21	23,272
The Harles R. Sarment College Endowment	2,401,398	-	-	(505,057)	30,264	90,540	24,741	1,472	1,809,852
Steven Paul Schmidt Scholarship Fund	368,842	-	-	(67,373)	2,028	14,500	5,080	125	283,791
Sharon Heights Golf and Country Club Employee Scholarship Fund	116,698	38,326	1,250	-	137	61,250	683	-	94,478
Shahin Hormozi Anable Scholarship Fund for Women in Math & Science	33,783	41,701	-	(9,136)	326	-	927	19	65,729
Alan and Rita Shugart Scholarship Fund	156,476	-	-	(36,765)	2,220	8,000	1,620	108	112,203
Smith Family Scholarship Fund	11,337	-	-	(1,967)	62	3,000	250	4	6,178

COMMUNITY FOUNDATION FOR MONTEREY COUNTY			Changes in Fund Balances -- January 1 through September 30, 2022						
			Interfund			All Grants			
			Contrib'ns -	Investment	Interest &	& Pledges	Admin.	Expenses &	Ending
Fund Name	Beg. Fund	Contrib'ns	Other Inc	Gain (Loss)	Dividends	Paid/Rec'd	Fees	Transfers	Fund Balance
Wilbur H. and Maxine D. Stevens Scholarship Fund	38,049	-	-	(8,186)	496	1,500	397	24	28,438
The Nan Borreson and Fred Terman Scholarship Fund	147,404	-	-	(32,017)	1,933	6,000	2,045	94	109,182
Hugo and Dolores Tottino Family Scholarship Fund	152,832	2,980	-	-	149	7,500	2,286	-	146,176
Church Brothers-True Leaf Farms Scholarship Fund	191	5,600	-	-	2	3,500	331	-	1,963
Emerging Leaders Society of United Way Monterey County Scholarship Fund	10,490	-	-	(1,843)	109	500	52	4	8,200
Jack Van Zander Cal Alumni Memorial Scholarship Fund	37,764	100	-	(8,108)	488	-	524	24	29,697
Vista Verde Labor Scholarship Fund	8,765	-	-	-	8	-	250	-	8,523
World Affairs Council of the Monterey Bay Area Scholarship Fund	1,246	6,000	-	(329)	30	6,000	375	1	571
Shelley Ann Watts Scholarship - General Education	69,915	-	-	(14,879)	898	1,738	730	44	53,422
Charles Joseph Watts Scholarship Fund	81,627	-	-	(17,532)	1,058	2,400	851	51	61,850
Daphne and Stuart Wells Public Service Scholarship Fund	-	25,000	5,000	(4,049)	142	2,500	258	8	23,327
Horace Wilson Scholarship Fund	131,019	-	-	(28,011)	1,684	2,000	1,367	81	101,244
Zalan Family Scholarship Fund	-	5,000	7,000	(1,581)	114	2,500	203	5	7,826
Subtotal Scholarships (78)	10,024,077	774,680	589,372	(2,013,964)	119,092	1,080,378	126,447	5,713	8,280,719
Stewardship Funds									
1984 Fund	303,657	22,500	-	(68,753)	4,185	-	2,200	199	259,190
AMJ Stewardship Fund	93,372	100,000	-	(33,389)	2,138	-	1,128	82	160,910
Big Sur Health Center Stewardship Fund	370,148	200	-	(79,628)	4,797	-	2,580	231	292,706
Big Sur Land Trust Carmel River FREE Stewardship Fund	2,216,216	-	-	(476,723)	28,719	-	13,458	1,384	1,753,370
Carmel Cares Fund	53,604	-	-	(7,625)	404	20,000	328	14	26,040
Central Coast for Independent Living Stewardship Fund	123,694	-	-	(26,598)	1,602	-	862	77	97,760
Central Coast Veterans Cemetery Foundation Stewardship Fund	1,146,289	100	-	(246,514)	14,851	-	7,842	716	906,168
Central Coast VNA and Hospice, Inc. Stewardship Fund	6,288,012	20,270	-	(1,307,290)	78,197	368,000	15,148	3,803	4,692,238
CHISPA Stewardship Fund	690,619	-	-	(148,502)	8,946	-	4,811	431	545,820
Church in the Forest Stewardship Fund	550,252	8,000	-	(88,601)	5,189	160,000	3,257	243	311,340
Community Human Services Stewardship Fund	479,290	-	-	(103,061)	6,208	-	3,339	299	378,800
Carmel Heritage Society Stewardship Fund	205,150	-	-	(44,016)	2,652	5,000	1,429	128	157,230
Community Kitchen Fund	-	-	-	-	-	-	-	-	-
Chamber Music Monterey Bay Stewardship Fund	720,666	-	-	(154,963)	9,335	-	5,020	450	569,568
Conservancy for the Range of the Condor	23,835	5,000	-	(4,962)	154	-	179	9	23,839
COPA Catalyst Fund	-	50,000	-	-	17	-	125	-	49,892
Carmel Valley Angel Project Stewardship Fund	35,962	-	-	(6,410)	382	-	252	13	29,668
Carmel Valley Kiwanis Foundation Stewardship Fund	161,967	10,000	-	(36,688)	2,228	-	1,175	106	136,225
Friends of the Carmel Valley Library Stewardship Fund	140,390	-	-	(30,425)	1,835	-	984	(1,183)	111,999
Carmel Valley Manor Foundation Stewardship Fund	16,471,263	170,062	-	(3,515,855)	211,459	500,688	34,221	10,231	12,791,788
CCVNA Stewardship Fund III - Long Term Restricted Investment Fund	1,549,004	(20,270)	-	(332,139)	20,025	-	3,813	968	1,211,839
Carmel Woman's Club Stewardship Fund	139,247	-	-	(29,942)	1,804	-	970	87	110,052
Carmel Youth Center Fund	-	-	-	-	-	-	-	-	-
Del Monte Forest Conservancy	3,589,207	132,779	-	(780,686)	47,206	-	20,009	2,275	2,966,222
Early Childhood Equity Stewardship Fund	181,981	6,000	-	(34,937)	1,059	-	1,302	65	152,737
The Equine Healing Collaborative Stewardship Fund	-	10,401	-	(1,185)	45	-	24	2	9,234
First Baptist Church of Salinas Stewardship Fund	104,503	100,000	-	(31,849)	2,125	-	1,205	65	173,509
Friends of Carmel Forest Stewardship Fund	75,628	-	-	(14,152)	428	-	529	26	61,348
Friends of the Andy Ausonio Library Stewardship Fund	319,201	-	-	(68,637)	4,135	-	2,224	199	252,276
Friends of the Marina Library Stewardship Fund	142,776	-	-	(30,701)	1,849	-	995	89	112,841

COMMUNITY FOUNDATION FOR MONTEREY COUNTY			Changes in Fund Balances -- January 1 through September 30, 2022						
			Interfund			All Grants			
			Contrib'ns -	Investment	Interest &	& Pledges	Admin.	Expenses &	Ending
Fund Name	Beg. Fund	Contrib'ns	Other Inc	Gain (Loss)	Dividends	Paid/Rec'd	Fees	Transfers	Fund Balance
Friends of the Pacific Grove Public Library Fund	-	50,000	-	(6,116)	460	-	118	14	44,212
Gateway Center Mary Lou Cortright Memorial Legacy Fund	-	830,000	-	(93,308)	6,058	-	1,540	207	741,003
Girls, Inc. Stewardship Fund	158,698	-	-	(34,124)	2,056	-	1,106	99	125,424
Harmony at Home Ending Violence & Building Families Stewardship Fund	84,551	200	-	(18,215)	1,097	-	590	53	66,991
Hartnell College Foundation Student Success Fund	277,318	-	-	(59,631)	3,592	-	1,932	173	219,174
Helen Johnson Endowment Fund	-	911,213	-	(66,115)	826	-	-	44	845,880
Health Projects Center Stewardship Fund	-	320,000	-	(32,902)	2,234	-	760	75	288,496
IOC/Joining Hands Benefit Shop Stewardship Fund	-	20,000	-	(1,874)	117	-	48	4	18,191
International School of Monterey Foundation Stewardship Fund	234,969	-	-	(50,524)	3,044	-	1,636	147	185,705
Japanese American Citizens League of Monterey Peninsula Stewardship	240,377	-	-	(51,688)	3,114	-	1,675	150	189,978
Jacob's Heart Children's Cancer Support Services Stewardship Fund	165,470	-	-	(35,580)	2,143	-	1,153	103	130,777
Kernes Adaptive Aquatics Stewardship Fund	56,071	-	-	(9,989)	595	-	491	20	46,166
Kinship Center Stewardship Fund	452,983	-	-	(97,404)	5,868	-	3,156	283	358,008
LandWatch Monterey County Stewardship Fund	335,067	25,000	-	(76,590)	4,665	-	2,451	222	285,469
Sun Street Centers' Anne C Leach Scholarship Fund	109,669	-	-	(23,582)	1,421	-	764	68	86,675
Legal Services for Seniors Stewardship Fund	1,233,415	-	-	(265,249)	15,979	-	8,320	770	975,055
Laguna Seca Raceway Foundation Stewardship Fund	160,932	55,745	-	(32,817)	2,070	10,000	1,215	67	174,648
Monterey College of Law Fund	-	1,046,080	-	(37,477)	496	-	-	27	1,009,072
Monterey County Rape Crisis Center Stewardship Fund	321,033	-	-	(53,449)	3,161	76,781	1,887	156	191,922
Meals on Wheels of the Salinas Valley Stewardship Fund	146,082	-	-	(31,412)	1,892	-	1,018	91	115,454
Methodist Foundation of Pacific Grove Stewardship Fund	179,158	-	-	(38,524)	2,321	-	1,248	112	141,595
The Morse Foundation Stewardship Fund	1,252,945	256,450	-	(293,541)	17,455	145,000	9,002	849	1,078,458
Monterey Sober Living for Women Home Purchase Fund	25,805	100,000	-	(20,142)	1,370	-	646	42	106,344
Operating Reserve Stewardship Fund	729,839	-	-	(130,424)	7,773	-	-	259	606,930
Park It! Stewardship Fund	53,504	25,000	-	-	33	50,000	338	-	28,199
Peace of Mind Dog Rescue Stewardship Fund	117,648	5,000	-	(26,165)	1,589	-	843	76	97,153
Friends of the Pacific Grove Public Library Youth Services Fund	-	90,000	-	(13,012)	856	-	206	35	77,603
Pacific Grove Museum of Natural History Operating Reserve Fund	-	400,000	-	-	128	-	1,000	-	399,128
Museum Foundation of Pacific Grove Stewardship Fund	395,659	912,017	-	(150,746)	8,221	-	2,756	295	1,162,099
Pacific Grove Public Library Foundation Fund	976,692	85,200	-	(215,787)	13,000	-	6,873	(13,269)	865,501
Pacific Grove Public Library Fund for the Future	28,857	-	-	(935)	(1)	13,960	72	13,889	-
Stewardship Fund for the Center for Photographic Arts	310,868	-	-	(66,845)	4,027	-	2,166	194	245,690
Monterey County Pops Stewardship Fund	50,280	-	-	(10,812)	651	-	350	31	39,738
Rancho Cielo Youth Stewardship Fund	430,235	-	-	(92,512)	5,573	-	2,997	269	340,030
Maury Richmond Scholarship Stewardship Fund	134,793	-	-	(28,984)	1,746	-	939	84	106,531
Sarah Spencer Seed Money Fund for the Center for Photographic Art	73,118	-	-	(15,722)	947	-	509	46	57,788
Learning Opportunities Endowment Fund for Scottish Fiddlers of California	522,962	-	-	(111,140)	6,680	9,889	3,620	323	404,670
Community Homeless Solutions Stewardship Fund	14,462	-	-	(2,636)	156	-	101	6	11,875
S.T.A.R. Foundation of Monterey County Stewardship Fund	805,082	-	-	(122,812)	7,866	550,000	5,372	454	134,310
Sun Street Centers Stewardship Fund	69,848	-	-	(15,019)	905	-	487	44	55,204
Salinas Valley Memorial Hospital Foundation Stewardship Fund	2,991,867	-	-	(643,623)	38,774	-	17,514	1,869	2,367,636
Temple Beth El Stewardship Fund	176,550	235	-	(36,695)	2,233	13,255	1,230	109	127,728
United Way Monterey County Stewardship Fund	304,658	-	-	(65,510)	3,946	-	2,122	190	240,782
United Way Monterey County Stewardship Fund II	262,265	-	-	(46,750)	2,784	-	1,840	93	216,367
United Way Monterey County Stewardship Fund III	493,403	6,483	-	(106,539)	6,428	-	3,453	310	396,012
Visiting Nurses Association and Hospice Stewardship Fund II	5,743,249	-	-	(1,025,467)	61,098	-	14,248	2,034	4,762,599

COMMUNITY FOUNDATION FOR MONTEREY COUNTY			Changes in Fund Balances -- January 1 through September 30, 2022						
			Interfund			All Grants			
			Contrib'ns -	Investment	Interest &	& Pledges	Admin.	Expenses &	Ending
Fund Name	Beg. Fund	Contrib'ns	Other Inc	Gain (Loss)	Dividends	Paid/Rec'd	Fees	Transfers	Fund Balance
Voices for Children Stewardship Fund	754,228	123,500	-	(169,333)	8,864	-	5,841	395	711,023
Youth Music Monterey Stewardship Fund	129,225	50,100	-	(27,443)	1,782	-	1,027	57	152,580
Stewardship Fund Year End Adjustment	(56,449,929)	-	-	-	-	-	-	-	(56,449,929)
Subtotal Stewardship Funds (79)	729,839	5,927,265	-	(12,259,394)	730,066	1,922,573	246,070	32,579	(7,073,444)
Temporary - Discretionary									
Big Sur Disaster Relief Fund	41,939	-	-	-	41	-	-	-	41,980
COVID-19 Relief Fund	156,838	10,010	-	-	(932)	127,700	-	3,613	34,604
COVID-19 - Public Health Institute	5,916	100,000	-	-	-	74,500	9,090	22,131	194
Community Fund for Carmel Valley Disaster Relief Fund	-	-	-	-	8	-	-	(36,016)	36,024
Monterey County Fire Relief Fund	189,392	153,013	-	-	239	39,500	-	-	303,144
Pass Thru Fund	246,257	317,251	-	291	-	390,009	42,804	950	130,036
Soberanes Fire Fund	441	-	-	-	0	-	-	-	441
Subtotal Temporary Discretionary (7)	640,782	580,274	-	291	(643)	631,709	51,894	(9,322)	546,424
Temporary - Restricted									
Alert Monterey County	13,335	-	-	-	13	-	500	-	12,847
Casa Amesti Garden and House Fund	108,716	11,000	15,000	-	97	33,323	1,008	-	100,482
Del Rey Oaks Basketball Court	-	4,500	-	-	-	-	45	-	4,455
King City Recreation Commission Forden Park Playground Fund	61	-	-	-	0	-	0	-	61
Rudolph E. Futer Restricted Purpose Fund	-	-	-	-	-	-	-	-	-
Gonzales Community Center Capital Campaign	-	25,000	-	-	1	-	-	-	25,001
Subtotal Temporary Agency (6)	122,112	40,500	15,000	-	111	33,323	1,554	-	142,847
Nonendowed - Donor-Advised									
The Marcus Family Fund #2	75,775	-	-	(16,178)	975	-	947	47	59,577
22 Love Fund	5,354	-	-	(995)	30	-	67	2	4,320
Amy Anderson and George Somero Fund	66,604	49,426	-	(15,307)	868	8,000	559	40	92,993
Willa and Sienna Aylaiian Higher Education Fund	-	5,000	-	(135)	7	-	100	0	4,772
Zekai and Carolyn Akcan Fund	1,583,934	-	-	(340,314)	20,501	1,500	12,905	988	1,248,728
Rick and Tonya Antle Fund	141,716	-	-	(22,749)	1,278	77,000	1,069	69	42,108
Armstrong Family Fund	94,955	-	-	(20,414)	1,229	500	-	59	75,210
Joey & Dewitt Astin Memorial Fund	3,017	-	-	(534)	32	-	38	1	2,476
Bareuther Family Foundation	615,990	-	-	(124,445)	7,564	66,700	7,700	374	424,336
Lino and Teri Belli Family Fund	32,817	-	-	(7,052)	425	-	286	20	25,884
The Benjamin Family Foundation	307,576	-	-	(65,004)	3,928	13,000	2,677	191	230,632
Mads and Susan Bjerre Charitable Fund	253,445	-	-	(46,680)	1,408	3,750	3,168	86	201,168
Marta L. Bennett Fund	20,463	-	-	(4,397)	265	-	178	13	16,140
Sarah and Robert Bouchier Fund	16,524	-	-	(3,551)	214	-	144	10	13,033
Bright Futures Fund	203,947	-	-	-	201	-	1,907	-	202,241
The Brown Family Fund	40,949	-	-	(8,799)	530	-	356	26	32,298
Buccafurni-Lawrence Fund	98,444	-	-	(18,109)	1,076	19,000	788	53	61,570
Buchalter/Adler Family Fund	43,885	-	-	-	43	250	409	-	43,269
The Buffett Fund	9,335,976	-	-	(2,001,214)	120,440	75,000	36,869	5,815	7,337,518
Josephine Bunn Fund	128,490	-	-	(21,428)	647	35,000	1,606	40	71,063
Dale and Margaret Byrne Family Fund	10,211	-	-	(2,180)	131	-	128	6	8,028

COMMUNITY FOUNDATION FOR MONTEREY COUNTY			Changes in Fund Balances -- January 1 through September 30, 2022						
			Interfund			All Grants			
			Contrib'ns -	Investment	Interest &	& Pledges	Admin.	Expenses &	Ending
Fund Name	Beg. Fund	Contrib'ns	Other Inc	Gain (Loss)	Dividends	Paid/Rec'd	Fees	Transfers	Fund Balance
Carmel Gives Fund	397,939	292,750	-	(83,096)	4,949	348,500	8,590	237	255,214
Chris's Fund	10,044	6,000	-	-	7	7,000	78	-	8,972
Collins Family Fund	95,091	-	-	(19,190)	1,149	9,000	-	56	67,993
Julie Conrad Donor Advised Fund	1,171	-	-	(250)	15	-	15	1	920
Cormorant Fund	44,342	-	-	(5,482)	302	19,000	554	11	19,597
Corral de Tierra Country Club Employee Emergency Assistance/Relief Fund	627	-	-	-	1	-	8	-	619
Scott Corwon Fund	7,678	-	-	(1,650)	99	-	67	5	6,056
The Carmel Realty Foundation	75,413	7,000	-	(12,358)	734	29,572	563	37	40,618
DeLay-Magnuson Foundation Fund	395,986	-	-	(68,666)	2,070	100,000	-	128	229,262
John and Nessie M. Cuda Family Fund	5,071	-	-	(1,093)	66	-	-	3	4,041
D'Arrigo-Martin Fund	1,497	-	-	-	1	-	14	-	1,484
Andrew & Phyllis D'Arrigo Fund 2	242,539	-	-	(51,961)	3,130	1,000	2,108	151	190,449
Eric and Ila Davis Fund	5,820	-	-	-	6	-	54	-	5,772
Stephen V. Davies Family Fund	12,361	35,000	-	-	16	21,500	592	-	25,284
Ila Davis Fund	4,808	-	-	-	5	-	45	-	4,768
Dan Baldwin and Anne Ylvisaker Fund	11,125	-	-	(2,155)	126	2,250	89	6	6,752
Dekker Davidson Foundation	6,323	-	-	(216)	20	1,000	58	1	5,068
Dewey Foundation Fund	6,008	-	-	(1,158)	68	750	75	3	4,090
DeWitt Fund	120,203	361,235	-	(22,326)	1,626	383,000	615	85	77,038
Marti and Steve Diamond Charitable Foundation Fund	745,082	-	-	(131,604)	7,825	3,000	9,314	261	608,728
Donald McEnry Davis Charitable Fund	1,015,561	-	-	(216,562)	13,028	17,500	6,086	628	787,815
Martin and Nancy Dodd Fund	92,525	1,000	-	(19,120)	1,137	7,382	786	56	67,318
Dooling Family Fund	102,819	-	-	(17,590)	535	20,000	1,285	33	64,445
Doolittle Fund	2,646,943	297,754	-	(628,912)	38,047	25,000	21,652	1,833	2,305,347
Engstrom and West Fund	355	-	-	(66)	2	-	4	0	287
Davis Factor Jr. Fund #2	1	-	-	(0)	-	-	-	1	-
Friends of Community Animal Services Fund	276,401	-	-	(59,434)	3,580	-	1,926	173	218,449
Doris Parker Fee Fund #2	11,558	-	-	(2,480)	150	-	70	7	9,151
Love our Central Coast Feed the Homeless Fund	260	-	-	-	0	-	3	-	257
Ted Fehring Family/Carmel Host Lions Club #2	133	-	-	-	2	-	12	(2,194)	2,317
Jose F. Fernandez Fund	510,702	-	-	(109,740)	6,610	-	4,444	319	402,809
Jett Fighter Fund	78,497	-	-	(13,901)	827	-	981	28	64,414
Anne R. Fitzpatrick Foundation Fund	6,473	-	-	(1,203)	36	-	81	2	5,223
Frances Memorial Fund	1,651	-	-	(163)	4	1,000	8	0	484
Renee Franken Giving Fund	33,400	-	-	(5,786)	340	1,500	418	11	26,025
Franklin Legacy Fund	3,283	11,990	-	(1,065)	26	12,295	191	2	1,746
Fuhs Family Foundation Fund	2,239,915	-	-	(124,927)	1,851	(24,000)	24,899	2,115,939	-
Fuqua Family Foundation Fund	124,366	-	-	(26,480)	1,599	2,500	1,082	77	95,826
The Joel and Dena Gambord Charitable Foundation	265,684	-	-	-	214	175,000	1,658	-	89,240
John and Laura Gamble Family Fund	5,187	-	-	(924)	55	-	45	2	4,271
Gaver Family Fund	175,388	-	-	(32,593)	985	-	2,192	60	141,527
Gerosin Fund	26,811	-	-	(5,761)	347	-	233	17	21,147
Jim and Barb Gianelli Fund	10,016	-	-	(1,646)	97	1,000	125	3	7,338
Tracy Gibbons Charitable Fund	195,098	500,000	-	(122,745)	3,795	13,500	8,689	231	553,727
Bradley K. Gjerding Fund	318	-	-	(15)	0	308	-	(5)	0
Global Student Leadership Fund	154,498	1,250	-	(28,466)	858	2,500	1,947	53	123,640

COMMUNITY FOUNDATION FOR MONTEREY COUNTY			Changes in Fund Balances -- January 1 through September 30, 2022						
			Interfund			All Grants			
			Contrib'ns -	Investment	Interest &	& Pledges	Admin.	Expenses &	Ending
Fund Name	Beg. Fund	Contrib'ns	Other Inc	Gain (Loss)	Dividends	Paid/Rec'd	Fees	Transfers	Fund Balance
Gloria Fund	2,674,624	-	-	(568,637)	34,199	39,500	20,370	1,652	2,078,665
Tom Grainger Memorial Fund	9,284	2,060	-	(1,459)	84	4,000	64	4	5,901
The Peter and Jackie Henning Fund	244,068	50,000	-	(56,733)	3,508	17,500	2,248	164	220,931
Joseph and Elizabeth Heston Family Foundation	299,673	-	-	(61,057)	3,638	18,500	2,500	178	221,077
Carol and Don Hilburn Fund	10,440	-	-	(1,849)	110	-	131	4	8,567
Herman-Mellon Family Fund	361,847	-	-	(77,754)	4,684	-	3,149	226	285,402
Hodges Family Fund	55,385	-	-	(11,765)	709	1,100	479	34	42,715
Chip Hooper Foundation	297,759	-	-	(63,983)	3,854	-	2,591	186	234,853
Tom Hopkins Wilderness Fund	208,423	-	-	-	190	45,000	2,605	-	161,008
David G. Huey and Carla S. Hudson Family Fund	79,640	-	-	(10,082)	536	30,000	996	19	39,079
Hughes-Rivera Family Fund	3,428	-	-	-	3	-	43	-	3,388
Huth Family Fund	65,327	-	-	(12,882)	773	6,200	817	38	46,164
Ann and Brian Jacobson Charitable Fund	10,212	-	-	(1,812)	108	-	65	4	8,439
Janzen Family Fund	42,659	-	-	(7,040)	425	17,000	300	21	18,722
Birt and Kathleen Johnson, Jr. Fund	2,740	-	-	(589)	35	-	24	2	2,161
Victor and Lynda Johnson Fund	44,585	-	-	(9,519)	573	-	557	28	35,054
Colburn and Alana Jones Foundation	1,502,294	-	-	(322,884)	19,450	-	12,336	937	1,185,586
James W. Sullivan and Catherine Brennan Family Fund	1,281	-	-	-	1	1,000	16	-	266
Leslie B. Kadis, MD & Ruth McClendon Foundation Fund	5,042	-	-	(937)	28	-	63	2	4,069
Kadushin Robinson Fund	28,466	-	-	(6,117)	368	-	248	18	22,452
Kobrinisky Evans Family Fund	18,864	-	-	(4,053)	244	-	164	12	14,879
F.B. and B.H. Keith Fund	6,079	-	-	(1,298)	78	-	76	4	4,780
Karen M. and Brendan P. Kelly Fund	17	-	-	(3)	0	-	0	-	14
Carol and Chuck Keller Family Fund	205,478	-	-	(43,869)	2,643	-	2,568	127	161,556
Robert & Angela Kent Fund	24,461	62,485	-	(9,104)	685	9,500	781	19	68,227
Steven D. Kesselring and Jean M. Forrest Fund	77,777	-	-	(16,605)	1,000	-	972	48	61,151
Kathy Kever Charitable Fund	-	5,000	-	(434)	20	-	63	0	4,524
Housing for Kids	-	-	-	-	-	-	-	-	-
Karen Judkins and Steven Wade Fund	71	25,508	-	(2,071)	96	-	320	5	23,279
Frank and Michelle Knight Family Fund	5,945	5,000	-	-	6	3,250	137	-	7,564
Barbara Paul and Tom LaFaille Fund	92,067	-	-	(19,164)	1,150	4,750	786	56	68,461
Lee-Alexander Family Fund	1,182	-	-	(254)	15	-	10	1	933
The Landreth Family Fund	2,600,152	-	-	(555,537)	33,403	40,000	19,949	1,612	2,016,457
James and Susan Lansbury Fund	1,353,966	-	-	(290,990)	17,529	-	11,303	845	1,068,357
Lehman Family Fund	120,073	-	-	(24,731)	1,482	8,000	1,017	72	87,734
Live and Give Fund	90,029	-	-	(19,221)	1,158	-	1,125	56	70,785
MacGowan Pathwanderer Fund	16,966	-	-	(3,153)	95	-	212	6	13,691
Mahoney/Peterson Family Fund	252,543	-	-	(54,175)	3,262	1,500	2,198	157	197,776
Cambrel B. Marshall Fund	17,258	-	-	(3,708)	223	-	150	11	13,612
McHenry Family Fund	44,631	-	-	(9,590)	578	-	388	28	35,202
Kim and Steve McIntyre Fund	72,313	-	-	(13,119)	401	5,000	904	25	53,668
Richard and Grace Merrill Fund	104,662	-	-	(14,231)	868	52,000	831	30	38,438
Lenore and Dale Meyer Fund 2	35	-	-	(7)	0	-	0	-	27
Men's Golf Association (MGA) at Quail Lodge Community Impact Fund	-	8,500	2,000	(173)	13	7,500	106	0	2,734
Mills Family Fund	18,027	-	-	(3,874)	233	-	157	11	14,218
Clint and Karen Miller Charitable Fund	423,015	250,000	-	(117,571)	6,821	43,500	8,413	290	510,062

COMMUNITY FOUNDATION FOR MONTEREY COUNTY			Changes in Fund Balances -- January 1 through September 30, 2022						
			Interfund			All Grants			
			Contrib'ns -	Investment	Interest &	& Pledges	Admin.	Expenses &	Ending
Fund Name	Beg. Fund	Contrib'ns	Other Inc	Gain (Loss)	Dividends	Paid/Rec'd	Fees	Transfers	Fund Balance
Perry and Barbara Miller Family Foundation Fund	-	-	-	-	-	-	-	-	-
Tim and Cindy Minor Charitable Giving Fund	56,133	-	-	(12,183)	717	1,000	702	35	42,930
Mission Ranches Fund	24,757	-	-	(5,320)	320	-	215	15	19,527
William and Patricia Monahan Fund	5,556	-	-	(1,186)	71	-	69	3	4,368
Barbara D. Moore Charitable Giving Fund	59,331	-	-	(10,404)	617	2,250	742	21	46,532
Lawrence and Carleton Mowell Fund	19,812	25,000	-	(4,625)	152	14,000	560	9	25,770
Monterey Pacific Company Fund	57,250	-	-	(10,276)	307	5,000	716	19	41,546
Michael E. Reid and William E. Robnett Family Fund	5,008	7,000	-	(1,625)	55	-	150	3	10,284
Anthony and Lary Lynn Muller Fund	369,452	-	-	(74,859)	4,502	30,350	3,085	220	265,441
Joan Ann Nattress - Movement, Exercise, Longevity Fund	6,865	-	-	(1,276)	39	-	86	2	5,540
Martin Needler and Jan Black Fund	350	-	-	-	-	-	-	-	350
Neidel Family Fund	11,956	-	-	(1,323)	65	9,500	76	4	1,118
Gilbert M. Neill Math Fund	1,020	-	-	-	1	-	10	-	1,011
Gary and Diane Nelson Foundation Fund	-	6,673	-	(677)	28	-	83	0	5,940
Nepenthe/Phoenix Corporation Fund	14,734	-	-	-	15	-	138	-	14,611
Neumeier Taylor Foundation Fund	3,337,514	-	-	(728,216)	27,016	21,000	23,344	-	2,591,970
Nonella Family Fund	6,443	-	-	(1,385)	83	-	56	4	5,082
Noorani Family Fund	584,590	-	-	-	508	98,500	7,307	-	479,291
Oak Hill Charitable Fund	13,996	-	-	-	14	-	131	-	13,879
O'Brien Family Fund	21,529	-	-	(4,001)	121	-	269	7	17,373
Mike and Mary Orradre Fund	350,401	-	-	(74,001)	4,485	12,000	2,894	217	265,774
Overett Family Fund	58,894	-	-	(10,163)	601	5,000	736	20	43,576
The David and Lucile Packard Foundation Fund	551,636	-	-	-	368	519,243	3,835	-	28,926
Pagnillo Family Fund	-	-	-	-	-	-	-	-	-
Painter Family Fund	256,911	-	-	(55,394)	3,338	-	-	161	204,694
Nicholas M. Pasculli Fund	26,634	-	-	(5,533)	336	2,000	232	16	19,189
Bill and Rita Patterson Foundation Fund	181,998	-	-	(32,226)	1,918	-	2,275	64	149,351
Pfeiffer Ridge Fund	10,817	-	-	-	11	-	-	-	10,828
Packer Family Foundation	323,535	-	-	(68,159)	4,093	8,300	4,044	198	246,927
Rotary Club of Monterey, Cannery Row Fund	8,098	-	-	-	8	-	76	-	8,031
Reed Family Fund	27,078	-	-	(5,781)	348	-	338	17	21,290
Reese Family Fund	50,318	-	-	(8,090)	499	19,500	401	25	22,800
Richard Hamilton and Debra Schadeck Charitable Fund	25,734	-	-	(5,494)	331	-	322	16	20,233
Ridgewalker Fund	-	8,000	-	(289)	13	-	100	1	7,624
California Rodeo Salinas Fund	170,641	35,500	-	(36,512)	2,233	15,000	1,418	107	155,337
John and Annette Romans Family Fund	1,284,166	-	-	(263,167)	15,883	85,000	15,342	773	935,767
Lee and Shirley Rosen Fund	4,030	-	-	(869)	52	-	-	3	3,211
#liveforross: A Fund for Safety Awareness and Vocational Education	-	15,759	-	(1,134)	89	1,328	197	2	13,186
The Fred Rowden Memorial Fund	5	-	-	-	-	-	0	-	5
RSH Fund	-	-	-	-	-	-	-	-	-
Ryan Family Fund	5,188	-	-	(1,108)	67	-	65	3	4,079
Shelley Family Fund	383	-	-	(82)	5	-	3	0	302
Shing Taylor Fund	-	15,420	-	(1,257)	43	1,500	193	2	12,510
Richard and Cindy Zoller Silver Family Legacy Fund	10,100	10,000	-	(1,880)	113	10,000	251	4	8,078
Laura Sinks Fund	640	-	-	(77)	4	300	4	0	264
Robert and Florence Slinger Fund #2	1,084,464	-	-	(233,040)	14,038	-	9,369	677	855,416

COMMUNITY FOUNDATION FOR MONTEREY COUNTY			Changes in Fund Balances -- January 1 through September 30, 2022						
			Interfund			All Grants			
			Contrib'ns -	Investment	Interest &	& Pledges	Admin.	Expenses &	Ending
Fund Name	Beg. Fund	Contrib'ns	Other Inc	Gain (Loss)	Dividends	Paid/Rec'd	Fees	Transfers	Fund Balance
Smith Family Alliance Fund	11,215	30,101	-	(1,373)	63	20,000	516	3	19,486
Andy and Steffanie Smith Fund	138,166	-	-	(29,498)	1,777	-	1,727	86	108,632
Dr. Catherine L. Smith Charitable Fund	11,568	-	-	(2,150)	65	-	145	4	9,335
Steve and Gail Snodgrass Charitable Fund	54,146	-	-	(11,560)	696	-	677	34	42,572
The Snorf Fund	7,680,345	-	-	(1,643,778)	98,872	102,000	35,468	4,772	5,993,199
Cynthia Snorf Fund	1,483,048	-	-	(318,964)	19,215	-	9,625	926	1,172,748
Steck Family Fund	2,938	-	-	-	1	2,500	37	-	402
Struve Family Fund	85,573	-	-	(18,388)	1,108	-	745	53	67,495
Friends of Sunset Donor Advised Fund	83,835	-	-	(11,872)	670	20,000	495	23	52,115
Gary and Emma Taylor Fund	115,867	-	-	(24,898)	1,500	-	1,008	72	91,389
The Club at Pasadera Employee Emergency Assistance/Relief Fund	6,103	-	-	-	6	-	76	-	6,032
Thau Family Fund	77,486	-	-	(15,797)	956	8,500	969	47	53,130
Peter and Anne Thorp Fund	36,125	-	-	-	36	-	338	-	35,823
Jim and Linda Tunney Fund	133	-	-	(28)	2	-	2	0	105
Vallentin Fund	53,358	-	-	(11,465)	691	-	464	33	42,085
Vanderbilt Charitable Fund	756	-	-	-	1	-	9	-	747
Joe Rock and Robin Venuti Family Fund	948	1,003	-	(307)	9	250	24	1	1,378
The Alexander F. Victor Foundation	57,884	-	-	(9,294)	515	25,000	400	27	23,678
Gabrielle Andrea Walters Fund	10,450	-	-	(1,942)	59	-	131	4	8,432
The Weidner Foundation Fund	4,691	-	-	-	5	-	59	-	4,637
The Jackie and Mark Wendland Fund	4,775	-	-	-	5	-	45	-	4,735
Maija, Eva and Cody West Family Fund	10,011	7,114	-	(2,403)	70	-	214	4	14,573
Ben and Mary Ann Whitten Fund	45,938	-	-	(8,192)	470	14,500	349	24	23,343
Wiegand Family Foundation	17,420	-	-	-	17	1,000	160	-	16,277
Bill and Kathi Wojtkowski Fund	57,845	-	-	(10,244)	610	-	723	20	47,467
Wold Family Foundation	445,381	-	-	(95,088)	5,729	-	5,567	276	350,178
Martin R. Wolf Family Fund	28,111	-	-	(5,882)	352	1,000	351	17	21,213
Yoga For All Movement Fund	189	-	-	(35)	1	-	2	0	153
Zalan Family Fund	7,362	-	-	(408)	10	6,400	92	1	471
Marsha McMahan Zelus Fund	45,287	300,181	-	(29,310)	900	35,000	219	20	281,819
Zeve Fund	23,096	-	-	(4,292)	130	-	289	8	18,637
Subtotal Nonendowed Donor Advised (190)	54,367,844	2,438,709	2,000	(10,881,081)	621,462	2,932,478	416,548	2,142,142	41,057,765
Special Programs									
Weston Call Fund for Big Sur - Nonendowed	52,737	870	-	-	51	40,000	781	-	12,876
Weston Call Fund for Big Sur - Endowed	-	-	-	-	-	-	-	-	-
Central California Alliance for Health COVID Fund	-	95,884	-	-	-	-	-	95,884	-
Casa de Noche Buena Special Purpose Fund	245,695	25,840	250	(46,596)	2,813	-	1,810	93	226,099
Census 2020 - VCCF & State of CA	2	-	-	-	-	-	2	-	-
The County of Monterey COVID-19 Memorial	-	-	-	-	-	-	-	-	-
COVID-19 Collaborative Community Health Workers	3,038	523,687	130,279	-	-	1,566,278	-	-	(909,273)
COVID-19 Collaborative - Packard Funding	460,694	-	-	-	-	54,192	10,000	202,061	194,442
Community Health Literacy Program	-	1,134,510	-	-	-	984,812	-	16,258	133,441
Monterey County Development Professionals Fund	50	-	-	-	-	50	-	-	-
Monterey County Gives!	9,614,174	11,000	-	-	-	9,493,617	-	92,779	38,778
Monterey Peninsula Small Business Relief Fund	54,286	-	-	-	54	-	-	-	54,339
Natural Disaster Support Scholarship Fund	-	5,138	-	-	3	-	51	-	5,090
College Futures Foundation Fund	7,014	-	-	-	-	-	-	-	7,014

COMMUNITY FOUNDATION FOR MONTEREY COUNTY			Changes in Fund Balances -- January 1 through September 30, 2022						
			Interfund			All Grants			
			Contrib'ns -	Investment	Interest &	& Pledges	Admin.	Expenses &	Ending
Fund Name	Beg. Fund	Contrib'ns	Other Inc	Gain (Loss)	Dividends	Paid/Rec'd	Fees	Transfers	Fund Balance
Center for Nonprofit Excellence #7	136,372	-	-	-	-	30,000	7,875	15,743	82,754
Fund for Homeless Women Administrative Fund	10,718	50,345	5,000	-	18	-	-	48,535	17,547
The James Irvine Foundation Micro-Loan Fund	35,012	-	-	-	-	35,000	12	-	-
The James Irvine Foundation Salinas Inclusive Economic Dev. Initiative	1,157,317	-	-	-	-	218,000	31,365	150,888	757,065
The James Irvine Foundation Salinas Leadership Fund	24,897	-	-	-	-	-	-	750	24,147
Pathways to Safety	5,827	-	-	-	-	-	-	-	5,827
San Diego Foundation Expanded Learning Program Grant	-	679,000	-	-	-	665,420	5,941	-	7,639
Rudy Futer Pony Trust	320,617	-	-	(43,518)	7,130	-	-	10,212	274,018
Sea Haven Fund	154,843	95,796	-	-	196	11,000	3,120	-	236,715
United Way Community Impact Grant	-	-	-	-	-	-	-	-	-
Subtotal Special Programs (24)	12,283,292	2,622,071	135,529	(90,113)	10,265	13,098,368	60,958	633,202	1,168,515
Pledges, Bequests, & CRTs									
Maureen Bevelin CRT	614,936	-	-	-	-	-	-	-	614,936
Census 2020 Receivable	-	-	-	-	-	-	-	-	-
Charitable Gift Annuities Fund	2,459,701	-	178,654	-	-	-	-	-	2,638,355
CRT Funds with CF as Trustee (Kaspick)	8,884,487	-	6	102,533	-	809,711	30,114	-	8,147,201
The Thomas Hart Hawley Unitrust	154,986	-	-	-	-	-	-	-	154,986
Joanne Millard CRT	208,113	-	-	-	-	-	-	-	208,113
Subtotal Future Assets (6)	12,322,224	-	178,660	102,533	-	809,711	30,114	-	11,763,591
GRAND TOTAL	303,210,122	15,254,096	4,973,665	(71,329,994)	4,283,551	28,421,804	2,885,131	4,080,386	221,004,119
Number of funds - 667									
Other Summary Information:	303,210,122	15,254,096	4,973,665	(71,329,994)	4,283,551	28,421,804	2,885,131	4,080,386	221,004,119
Funds in the Main									
Investment Pool	218,815,234	9,493,621	1,670,054	(60,461,623)	3,644,065	10,916,216	2,324,063	(1,903,951)	161,825,023
Funds in Moneymarket									
Pool + Other Temp.	72,072,664	5,760,476	3,124,952	(10,970,904)	639,486	16,695,877	530,954	5,984,337	47,415,504
Pledges, Beq. CRTs	12,322,224	-	178,660	102,533	-	809,711	30,114	-	11,763,591
Total	303,210,122	15,254,096	4,973,665	(71,329,994)	4,283,551	28,421,804	2,885,131	4,080,386	221,004,119

COMMUNITY FOUNDATION FOR MONTEREY COUNTY
GIFTS - September 2022

Donor	Date	Amount	Fund
Anonymous	9/1/2022	92,965	Pass Thru Fund
Mrs. Nancy B. Ausonio	9/1/2022	100	Hugo and Dolores Tottino Family Scholarship Fund
Old Republic Title Company-Fresno	9/1/2022	1,388	Sea Haven Fund
Ms. Elsa Mendoza Jimenez	9/1/2022	125	Siembra Latinos Fund - Nonendowed
Jan and Tannie Mandel Family Trust	9/1/2022	483,408	Jan and Tannie Mandel Fund
Chicago Title Company-4522	9/1/2022	4,873	Carmel Gives Fund
Mr. & Mrs. Don D. and Barbara Chapin, Jr.	9/2/2022	5,000	Northern Monterey County Foundation - Nonendowed
Mr. & Mrs. Steven J. and Priscilla Lucido	9/2/2022	100	#liveforross:A Fund for Safety Awareness & Education
The French Laundry	9/3/2022	1,000	Bert P. Cutino Professional Chef Scholarship Fund
Mrs. Paulette Bumbalough	9/3/2022	1,000	Southern Monterey County Foundation
Ms. Jo A. O'Neill	9/5/2022	500	Bert P. Cutino Professional Chef Scholarship Fund
Pacific Grove Public Library Foundation	9/6/2022	20,000	Pacific Grove Public Library Foundation Fund
Springfield College	9/6/2022	1,250	Global Student Leadership Fund
Ms. Grace Borzini	9/6/2022	1,000	Southern Monterey County Foundation
Ms. Noreen K. Nance	9/6/2022	2,500	Pacific Grove Public Library Foundation Fund
Estate of Mrs. Robert Stanton	9/6/2022	402	The Fund for Monterey County
Estate of Mrs. Robert Stanton	9/6/2022	604	The Fund for Monterey County
Eventbrite, Inc	9/6/2022	3,249	Siembra Latinos Fund - Nonendowed
Mr. & Mrs. Alan and Wendy Crockett	9/7/2022	100	Siembra Latinos Fund - Nonendowed
Mr. and Mrs. Robert and Delores Frederick	9/7/2022	50	Casa de Noche Buena Special Purpose Fund
Mrs. Nita Lundin	9/7/2022	250	Anthony N. Narigi Memorial Baseball Scholarship Fund
Ms. Cathy Gutierrez	9/7/2022	250	Siembra Latinos Fund - Nonendowed
Pacific Grove Museum of Natural History	9/7/2022	97	Helen Johnson Endowment Fund
Mr. & Mrs. Cody and Maija West	9/8/2022	400	Maija, Eva and Cody West Family Fund
Groza Construction	9/8/2022	390	Maija, Eva and Cody West Family Fund
Groza Construction	9/8/2022	3,123	Maija, Eva and Cody West Family Fund
Mrs. Lynn Morris	9/8/2022	100	Laguna Seca Raceway Foundation Stewardship Fund
Chicago Title Company-4522	9/8/2022	3,338	Carmel Gives Fund

COMMUNITY FOUNDATION FOR MONTEREY COUNTY
GIFTS - September 2022

Donor	Date	Amount	Fund
Ms. Margaret Cutino	9/11/2022	250	Bert P. Cutino Professional Chef Scholarship Fund
Marsha McMahan Zelus	9/12/2022	300,181	Marsha McMahan Zelus Fund
Carmel Valley Manor	9/12/2022	551	Carmel Valley Manor Foundation Stewardship Fund
Mr. John Roger Axe	9/12/2022	50	The Fund for Homeless Women Non-Endowed Fund
Monterey College of Law	9/12/2022	1,046,080	Monterey College of Law Fund
Nunes Company	9/12/2022	400	Boys & Girls Clubs of Monterey County
Mrs. Susan Freeland	9/12/2022	100	Carmel Valley Manor Foundation Stewardship Fund
Old Republic Title Company-Fresno	9/12/2022	1,150	Sea Haven Fund
Ms. Ingrid V. Bartels	9/12/2022	1,000	Dr. Roger & Kate Bartels Memorial Scholarship Fund
Mr. & Mrs. Rich and Jackie Fineberg	9/13/2022	200	The Morse Foundation Stewardship Fund
Carmel Woman's Club	9/13/2022	2,371	Colleagues of the Arts Endowment Fund
Carmel Woman's Club	9/13/2022	2,371	Carmel Woman's Club Scholarship Endowment Fund
Ms. Mary McCarthy	9/13/2022	25	Operating Fund
Ms. Stephanie Campbell	9/13/2022	200	#liveforross:A Fund for Safety Awareness & Education
Ms. Suzanne Samson	9/13/2022	200	Caste Action Alliance Scholarship Fund
Dr. Donald Fennell	9/14/2022	1,000	The Fund for Homeless Women Non-Endowed Fund
Mr. & Mrs. Martin and Francesca Wolf	9/14/2022	500	Men's Golf Association at Quail Lodge CI Fund
Mr. John Day	9/14/2022	10	The Fund for Homeless Women Non-Endowed Fund
Old Republic Title Company-Fresno	9/14/2022	1,450	Sea Haven Fund
Anonymous	9/14/2022	500	The Fund for Homeless Women Non-Endowed Fund
Mr. & Mrs. Alan and Wendy Crockett	9/15/2022	1,001	Community Fund for Carmel Valley - Nonendowed
Mr. & Mrs. Earl Wayne and Linda Cruzan	9/15/2022	85	Monterey Public Library Fund
Carmel Valley Kiwanis Foundation	9/15/2022	1,000	Community Fund for Carmel Valley - Nonendowed
Ms. Joanne Nissen	9/15/2022	500	Southern Monterey County Foundation
Ms. Ronna Bradley	9/15/2022	100	Casa de Noche Buena Special Purpose Fund
Mr. & Mrs. Dennis and Diane Albert	9/16/2022	60	#liveforross:A Fund for Safety Awareness & Education
Mr. Clifford Shedd	9/16/2022	100	Siembra Latinos Fund - Nonendowed
Chicago Title Company-4522	9/16/2022	3,338	Carmel Gives Fund

COMMUNITY FOUNDATION FOR MONTEREY COUNTY
GIFTS - September 2022

Donor	Date	Amount	Fund
Mr. & Mrs. Bill and Jennifer Laughton	9/19/2022	60	#liveforross:A Fund for Safety Awareness & Education
Schwab Charitable - Gorman Charity Fund	9/19/2022	200	Pass Thru Fund
Old Republic Title Company-Fresno	9/19/2022	1,249	Sea Haven Fund
Santa Fe Mercados	9/20/2022	25,000	Gonzales Community Center Capital Campaign
Mr. Jacob Koff	9/20/2022	100	Ventana Trails Forever Fund
Ms. Joann Adefuin	9/20/2022	4,000	Willa and Sienna Aylaian Higher Education Fund
Chicago Title Company-4522	9/20/2022	2,058	Carmel Gives Fund
Chicago Title Company-4527	9/20/2022	8,900	Carmel Gives Fund
Dr. George Somero and Dr. Amy Anderson	9/21/2022	49,426	Amy Anderson and George Somero Fund
Old Republic Title Company-Carmel	9/21/2022	6,008	Carmel Gives Fund
Mr. and Mrs. Eric Saulnier	9/21/2022	500	Community Fund for Carmel Valley - Endowed
Anonymous	9/21/2022	100	Operating Fund
Pacific Grove Public Library Foundation	9/21/2022	61,000	Pacific Grove Public Library Foundation Fund
Mr. Michael L. Minor	9/21/2022	200	Bert P. Cutino Professional Chef Scholarship Fund
Gateway Center of Monterey County Inc.	9/21/2022	100,000	Gateway Center Mary Lou Cortright Legacy Fund
Old Republic Title Company-Fresno	9/21/2022	1,445	Sea Haven Fund
Ms. Kelly Bergquist	9/21/2022	500	Traven Tapson Foundation
Ms. Willa Aylaian	9/21/2022	1,000	Willa and Sienna Aylaian Higher Education Fund
Whittle Zoccali Gift Fund at Bank of America	9/21/2022	1,000	Operating Fund
Old Republic Title Company-Carmel	9/22/2022	1,997	Carmel Gives Fund
Honorable & Mrs. John M. and Patti Phillips	9/22/2022	500	Northern Monterey County Foundation - Nonendowed
Mr. Bruce Merchant and Mrs. Sandra Reel	9/22/2022	3,000	Ridgewalker Fund
Mexican Heritage Group of Salinas	9/22/2022	750	Northern Monterey County Foundation - Nonendowed
Old Republic Title Company-Fresno	9/22/2022	1,433	Sea Haven Fund
Ms. Amy Watkins	9/22/2022	300	Hugo and Dolores Tottino Family Scholarship Fund
Ms. Janet Woodworth	9/22/2022	200	#liveforross:A Fund for Safety Awareness & Education
County of Monterey	9/22/2022	138,376	Community Health Literacy Program
Chicago Title Company-4522	9/22/2022	7,788	Carmel Gives Fund

COMMUNITY FOUNDATION FOR MONTEREY COUNTY
GIFTS - September 2022

Donor	Date	Amount	Fund
Chicago Title Company-4522	9/22/2022	7,788	Carmel Gives Fund
Mr. & Mrs. Michael and Juanita Russo	9/23/2022	50	#liveforross:A Fund for Safety Awareness & Education
Mr. & Mrs. Stephen and Sharon Davies	9/23/2022	10,000	Stephen V. Davies Family Fund
Ms. Barbara Utter	9/23/2022	100	The Fund for Homeless Women Non-Endowed Fund
Ms. Jane Brown	9/23/2022	1,000	CASA of Monterey County Stewardship Fund
Tina Deboer Charitable Trust - Comerica Wealth	9/23/2022	10,000	Bert P. Cutino Professional Chef Scholarship Fund
Nell Newman Foundation	9/23/2022	21,875	Pass Thru Fund
Estate of Mrs. Robert Stanton	9/26/2022	5,711	The Fund for Monterey County
Morgan Stanley Gift Fund - Mike and Cass Antle Fund	9/27/2022	500	Hugo and Dolores Tottino Family Scholarship Fund
SHEA HOMES LP	9/28/2022	100	Siembra Latinos Fund - Nonendowed
Mr. & Mrs. Dennis and Edna Terry	9/28/2022	100	Community Fund for Carmel Valley - Endowed
Mr. C. Larry O'Rourke	9/28/2022	100	Community Fund for Carmel Valley - Endowed
Mr. David Fong	9/28/2022	1,000	Del Rey Oaks Basketball Court
Mr. Earl S. Cory	9/28/2022	50	Pacific Grove Public Library Foundation Fund
Salinas Valley Memorial Healthcare Systems	9/28/2022	2,500	Operating Fund
J.F. Shea Company Foundation	9/28/2022	900	Siembra Latinos Fund - Nonendowed
Mr. Brad Alexander	9/29/2022	2,500	Del Rey Oaks Basketball Court
Mr. Johnny Apodaca	9/29/2022	50	The Fund for Homeless Women Non-Endowed Fund
Ms. Lynn Befera	9/29/2022	100	Bert P. Cutino Professional Chef Scholarship Fund
Fidelity Charitable - Stahl Family Charitable Fund	9/29/2022	1,000	Operating Fund
Dr. Anne R. Fitzpatrick	9/30/2022	5,000	Monterey County Gives!
Mr. Donald Hughes and Ms. Darcie C. Fohrman	9/30/2022	500	Monterey County Gives!
Jan and Tannie Mandel Family Trust	9/30/2022	30	Jan and Tannie Mandel Fund
Richard R. Paulsen Insurance Services	9/30/2022	1,000	Del Rey Oaks Basketball Court
Ms. Alene Mead	9/30/2022	1,000	Bert P. Cutino Professional Chef Scholarship Fund
Old Republic Title Company-Fresno	9/30/2022	1,345	Sea Haven Fund
Ms. Kimberly DiBenedetto	9/30/2022	500	Monterey County Gives!
Chicago Title Company-4522	9/30/2022	2,014	Carmel Gives Fund

COMMUNITY FOUNDATION FOR MONTEREY COUNTY
GIFTS - September 2022

Donor	Date	Amount	Fund
	Total	2,486,235.23	
Interfund Gifts			
Community Foundation for Monterey County	9/9/2022	15,000	Ausonio Family Scholarship Fund
Community Foundation for Monterey County	9/23/2022	4,423	Operating Fund
	Total	19,423.00	
	Total Gifts	2,505,658.23	
Contribution & Bequest Receivable			
	Date	Amount	Fund
	Total Receivables		

COMMUNITY FOUNDATION FOR MONTEREY COUNTY
GRANTS - SEPTEMBER 2022

Grantee	Program Name	Granted	Date	Fund
Central Coast Center for Independent Living	COVID Hotel & Financial Assistance	30,000	9/2/2022	COVID-19 Relief Fund
Anely L. Ramos	Anely Lizeth Ramos Medina	5,000	9/9/2022	Taylor Farms Scholarship Fund
Bianca Ramos-Medina	Bianca Ramos-Medina	10,000	9/9/2022	Taylor Farms Scholarship Fund
Bob Hoover Academy	general operating support	600	9/9/2022	Hodges Family Fund
Cal Poly, San Luis Obispo	Carlos Rosiles	2,000	9/9/2022	The Bissell Fund
California Native Plant Society	Natalie Hopkins Conservation Internship	25,000	9/9/2022	Tom Hopkins Wilderness Fund
Carmel High School ASB	travel to attend the national competition in Chicago	6,000	9/9/2022	Farrell/Allen/LaSalle Carmel Rotary Fund
Carmel Padre Parents Club	general operating support	250	9/9/2022	Lori and Lou Flagg Memorial Youth Fund
Carmel Padre Parents Club	Piper Mahoney, Shayla Dutta, Julius Dutta, Sober Grad Night	500	9/9/2022	Mahoney/Peterson Family Fund
Carmel Valley Manor	Northern California Retirement Homes Inc. operation fund	52,632	9/9/2022	Carmel Valley Manor Foundation Stewardship Fund
Carmel Valley Manor	Carmel Valley Manor Foundation operation fund	3,000	9/9/2022	Carmel Valley Manor Foundation Stewardship Fund
Carmel Valley Rotary Club Foundation	the fundraiser for Tatum's Treehouse	1,500	9/9/2022	Carmel Gives Fund
CASA of Monterey County	the Breakfast/Lunch Event on 9/29/22.	2,500	9/9/2022	The Carmel Realty Foundation
Center for Reproductive Rights	general operating support	2,000	9/9/2022	Pass Thru Fund
Compassion & Choices	matching gift campaign	250	9/9/2022	Tracy Gibbons Charitable Fund
CSU Monterey Bay	Oliva Avalos	4,000	9/9/2022	College Futures Monterey County Fund
CSU Monterey Bay	Nancy Espitia	4,000	9/9/2022	College Futures Monterey County Fund
CSU Monterey Bay	Yadhira Orozco	12,000	9/9/2022	Joel and Dena Gambord Nursing Scholarship
CSU Monterey Bay	Vanessa Macias - Lorenzana	9,000	9/9/2022	The Morse Foundation Scholarship Fund
CSU Monterey Bay	Melinda Frances Gibbs	12,000	9/9/2022	Joel and Dena Gambord Nursing Scholarship
CSU Sacramento	Angelica Guadalupe Olivera Espinoza	4,000	9/9/2022	College Futures Monterey County Fund
CSU Sacramento	Angelica Guadalupe Olivera Espinoza	4,000	9/9/2022	Raymond H. Costa Family Scholarship Fund
CSU Sacramento	Angelica Guadalupe Olivera Espinoza	1,000	9/9/2022	Jess Harrison Family Scholarship Fund
CSU Sacramento	Angelica Guadalupe Olivera Espinoza	800	9/9/2022	Charles Joseph Watts Scholarship Fund
CUNY Hunter College	Grecy Loudor	2,500	9/9/2022	Casilda Paul Memorial Scholarship Fund
Doctors Without Borders	general operating support	1,697	9/9/2022	Pass Thru Fund
Earthjustice	general operating support	2,000	9/9/2022	Pass Thru Fund
Earthjustice	combating climate change	250	9/9/2022	Tracy Gibbons Charitable Fund
Emma Horton	Emma Horton	5,000	9/9/2022	Taylor Farms Scholarship Fund
Food Bank for Monterey County	providing meals	250	9/9/2022	Tracy Gibbons Charitable Fund
Gathering for Women-Monterey	support case management in the Monterey center	10,000	9/9/2022	Farrell/Allen/LaSalle Carmel Rotary Fund
Greenpeace Fund	combating climate change	250	9/9/2022	Tracy Gibbons Charitable Fund
Grupo Cultural de Gonzales	Dia de los Muertos event	3,250	9/9/2022	General Endowment-NGP Grants
Harmony at Home	general operating support	2,500	9/9/2022	Overett Family Fund
Hartnell College	Andrea Meza Aguilar	1,500	9/9/2022	College Futures Monterey County Fund
Hartnell College	Eraclio Vargas-Aguayo	2,000	9/9/2022	FW Family Scholarship Fund
Hospice Giving Foundation	general operating support	10,000	9/9/2022	Carmel Gives Fund
Hospice Giving Foundation	Dick Nystrom Award	1,000	9/9/2022	Farrell/Allen Carmel Rotary Fund

COMMUNITY FOUNDATION FOR MONTEREY COUNTY
GRANTS - SEPTEMBER 2022

Grantee	Program Name	Granted	Date	Fund
Hospice Giving Foundation	general operating support	500	9/9/2022	Rick and Tonya Antle Fund
Indiana University Bloomington	Kennedy Johnson-Fue	2,800	9/9/2022	Caste Action Alliance Scholarship Fund
International Relief Teams	general operating support	2,000	9/9/2022	Pass Thru Fund
KAZU-FM Radio 90.3	general operating support	250	9/9/2022	Tracy Gibbons Charitable Fund
KQED, Inc.	programming	250	9/9/2022	Tracy Gibbons Charitable Fund
Lopez Center for Community and the Arts	To support the Pearl Django Concert on September 11.	1,000	9/9/2022	Ramsey Shirk Fund
Middlebury Institute of International Studies at Monterey	Molly Madeleine Ryan	3,000	9/9/2022	World Affairs Council of Monterey Bay Scholarship Fund
Monterey County Historical Society	general operating support	500	9/9/2022	Ausonio Family Fund
Monterey County Sheriff's Advisory Council	purchase a fixed wing drone for law enforcement	18,750	9/9/2022	Farrell/Allen/LaSalle Carmel Rotary Fund
Monterey Public Library Friends & Foundation	general operating support	1,000	9/9/2022	Anonymous Fund
Mr. Christian F. Medina	Christian Fernando Medina	5,000	9/9/2022	Taylor Farms Scholarship Fund
Mr. Wilbur J. Vargas	Wilbur Vargas	10,000	9/9/2022	Taylor Farms Scholarship Fund
Ms. Ruby Ramos Godoy	Ruby Ramos Godoy	10,000	9/9/2022	Taylor Farms Scholarship Fund
Ms. Valery Aguilera Ortiz	Valery Aguilera Ortiz	10,000	9/9/2022	Taylor Farms Scholarship Fund
National Parks Conservation Association	investing in park infrastructure	250	9/9/2022	Tracy Gibbons Charitable Fund
Natural Resources Defense Council	protecting pollinators	250	9/9/2022	Tracy Gibbons Charitable Fund
New Canon Theatre CO	rent space at Carmel High School Performing Arts Center	3,000	9/9/2022	Farrell/Allen Carmel Rotary Fund
Pacific Grove Public Library Foundation	general operating support	250	9/9/2022	Tracy Gibbons Charitable Fund
Planned Parenthood Great Plains	general operating support	2,500	9/9/2022	Pass Thru Fund
Planned Parenthood North Central States	general operating support	2,500	9/9/2022	Pass Thru Fund
Planned Parenthood Of Illinois	general operating support	1,250	9/9/2022	Pass Thru Fund
Planned Parenthood Of South Florida & Treasure Coast	general operating support	1,250	9/9/2022	Pass Thru Fund
Planned Parenthood Of Southwest And Central Florida	general operating support	1,250	9/9/2022	Pass Thru Fund
Planned Parenthood Of St Louis Region/SW Missouri	general operating support	1,250	9/9/2022	Pass Thru Fund
Rotary Club of Carmel-by-the-Sea Foundation	San Miguel De Allende Rotary Club for the Wise Girls Project.	5,000	9/9/2022	Farrell/Allen/LaSalle Carmel Rotary Fund
Salvation Army - Monterey Peninsula Corps	local food program	250	9/9/2022	Tracy Gibbons Charitable Fund
Second Bloom	rent for a permanent facility	2,000	9/9/2022	Farrell/Allen Carmel Rotary Fund
Sierra Club Foundation	the Environmental Law Program	250	9/9/2022	Tracy Gibbons Charitable Fund
Silicon Valley Monterey Bay Council, Boy Scouts of America	general operating support	10,000	9/9/2022	John and Annette Romans Family Fund
Sunset Cultural Center	support the Classroom Connections program	4,000	9/9/2022	Farrell/Allen Carmel Rotary Fund
The Nature Conservancy	general operating support	2,000	9/9/2022	Pass Thru Fund
The Ocean Conservancy	general operating support	4,000	9/9/2022	Pass Thru Fund
UC Berkeley	Crystal Lynn De Guzman Sipin	10,000	9/9/2022	Sharon Heights Country Club Scholarship Fund
UC Davis	Katrina Marie Chapa	1,000	9/9/2022	Monica Abbott Scholarship Fund
UC Davis	Katrina Marie Chapa	500	9/9/2022	Dr. Roger and Kate Bartels Memorial Scholarship Fund
UC Davis	Anahi Benavides	4,000	9/9/2022	College Futures Monterey County Fund
UC Davis	Shannon Ikemiya	1,500	9/9/2022	Men's Golf Association at Quail Lodge Scholarship Fund
UC Davis	Andrea Morga	10,000	9/9/2022	Sharon Heights Country Club Scholarship Fund

COMMUNITY FOUNDATION FOR MONTEREY COUNTY
GRANTS - SEPTEMBER 2022

Grantee	Program Name	Granted	Date	Fund
UC Los Angeles	Jenaye Brelland	500	9/9/2022	Caste Action Alliance Scholarship Fund
UC Los Angeles	Brandon Tran Le	4,000	9/9/2022	College Futures Monterey County Fund
UC Los Angeles	Paulina Torres	4,000	9/9/2022	College Futures Monterey County Fund
UC Los Angeles	Jenaye Brelland	2,000	9/9/2022	Girls' Health in Girls' Hands Scholarship Fund
UC Los Angeles	Paulina Torres	869	9/9/2022	Shelley Ann Watts Scholarship Fund
UC Los Angeles	Paulina Torres	800	9/9/2022	Charles Joseph Watts Scholarship Fund
UC San Diego	Anabel Flores-Hernandez	4,000	9/9/2022	College Futures Monterey County Fund
UC San Diego	Paulina Torres-Guido	1,000	9/9/2022	Church Brothers-True Leaf Farms Scholarship Fund
UC Santa Barbara	Malakai Sage Peterson	4,000	9/9/2022	Alan and Rita Shugart Scholarship Fund
UC Santa Barbara	Malakai Sage Peterson	3,000	9/9/2022	Smith Family Scholarship Fund
UC Santa Cruz	Isela Bravo-Regalado	4,000	9/9/2022	College Futures Monterey County Fund
University of Southern California	Elizabeth Santos-Ruiz	5,000	9/9/2022	Rotary Club of Monterey Martin/Hurd Scholarship Fund
University of Southern California	Katherine Louise Hodges	5,000	9/9/2022	California Rodeo Salinas Scholarship Fund
World Central Kitchen, Inc.	general operating support	3,500	9/9/2022	Pass Thru Fund
Youth Music Monterey	general operating support	1,000	9/9/2022	Amy Anderson and George Somero Fund
Akshaya Patra Foundation USA	general operating support	3,000	9/23/2022	Ramsey Shirk Fund
Alliance On Aging Inc	general operating support	9,303	9/23/2022	Nancy Parker Benham Endowment Fund
Alzheimer's Disease and Related Disorders Association	general operating support	15,129	9/23/2022	Cislini Fund
American Cancer Society-West Region	general programs & funding of research at California Division	34,834	9/23/2022	Margaret L. Musser Restricted Fund
Arts Council for Monterey County	regranting to small and emerging arts organizations	8,778	9/23/2022	The Todd Lueders Fund for the Arts
Arts Council for Monterey County	Social-Emotional Learning through Art in Big Sur	10,000	9/23/2022	Weston Call Fund for Big Sur - Nonendowed
Ballet Folklorico Aguila Real	Ballet Folklorico dresses	4,000	9/23/2022	General Endowment-NGP Grants
Big Sur Fiddle Camp	Sirena the Musical	2,500	9/23/2022	Weston Call Fund for Big Sur - Nonendowed
Big Sur Grange	Community Engagement Program	5,000	9/23/2022	Weston Call Fund for Big Sur - Nonendowed
Big Sur Land Trust	the acquisition real estate and other tangible capital assets	109,775	9/23/2022	Howard W. and Elva M. Elliott Trust Fund
Big Sur Park School	Early Education support	10,000	9/23/2022	Weston Call Fund for Big Sur - Nonendowed
BirchBark Foundation	general operating support	250	9/23/2022	Barbara D. Moore Charitable Giving Fund
Blind & Visually Impaired Center of Monterey County	general operating support	15,129	9/23/2022	Cislini Fund
Cal Poly, San Luis Obispo	Diego Puga Escobar	4,000	9/23/2022	College Futures Monterey County Fund
Carmel Bach Festival	general operating support	6,218	9/23/2022	The Todd Lueders Fund for the Arts
Carmel Bach Festival	general operating support	9,456	9/23/2022	Frances Elgan & Werner Kunkel Fund
Carmel Foundation	general operating support	9,303	9/23/2022	Nancy Parker Benham Endowment Fund
Carmel Foundation	general operating support	9,456	9/23/2022	Frances Elgan & Werner Kunkel Fund
Carmel Foundation	general operating support	16,309	9/23/2022	Rodney & Betty Guilfoil Fund
Carmel Heritage Society	withdrawal request	5,000	9/23/2022	Carmel Heritage Society Stewardship Fund
Carmel Music Society	general operating support	6,218	9/23/2022	The Todd Lueders Fund for the Arts
Carmel Music Society	general operating support	9,456	9/23/2022	Frances Elgan & Werner Kunkel Fund
Carmel Music Society	general operating support	3,166	9/23/2022	Anne Thorp Memorial Fund

COMMUNITY FOUNDATION FOR MONTEREY COUNTY
GRANTS - SEPTEMBER 2022

Grantee	Program Name	Granted	Date	Fund
Catholic Charities Of The Diocese Of Monterey	general operating support	6,680	9/23/2022	Cislini Fund
Catholic Charities Of The Diocese Of Monterey	general operating support	23,827	9/23/2022	F. Robert Nunes Family Fund
Central Coast VNA and Hospice	general operating support	12,016	9/23/2022	Pauline and John Anderson Fund
Central Coast VNA and Hospice	general operating support	1,265	9/23/2022	Tony P. and Marjorie Ayres Fund
Chamber Music Monterey Bay	general operating support	6,218	9/23/2022	The Todd Lueders Fund for the Arts
Chamber Music Monterey Bay	general operating support	9,456	9/23/2022	Frances Elgan & Werner Kunkel Fund
Chapman University	Kensington Nelson	4,000	9/23/2022	Men's Golf Association at Quail Lodge Scholarship Fund
Chartwell School	general operating support	9,456	9/23/2022	Frances Elgan & Werner Kunkel Fund
College of Mount Saint Vincent	Nikkea Woodrooffe	2,500	9/23/2022	Casilda Paul Memorial Scholarship Fund
Community Association of Big Sur	Big Share: Addressing food insecurity	2,500	9/23/2022	Weston Call Fund for Big Sur - Nonendowed
Community Emergency Response Volunteers Monterey	CERT vests, safety glasses, flagging tape	1,300	9/23/2022	Weston Call Fund for Big Sur - Nonendowed
Community Homeless Solutions	New Beginnings Initiative, per MPCC Women's Golf Assn event	500	9/23/2022	Barbara Paul and Tom LaFaille Fund
Compassion Pregnancy Center & Clinic Of Monterey Bay	general operating support	63,540	9/23/2022	F. Robert Nunes Family Fund
Confidence Pregnancy Center	general operating support	63,540	9/23/2022	F. Robert Nunes Family Fund
CSU Chico	Andrew Castillo	8,000	9/23/2022	Hausdorf Family Scholarship Fund
CSU Los Angeles	Priscilla Caballero	5,000	9/23/2022	Men's Golf Association at Quail Lodge Scholarship Fund
CSU Monterey Bay	Jessica Rumwell	12,000	9/23/2022	Joel and Dena Gambord Nursing Scholarship
CSU Monterey Bay	Fredrick Douglas Barnes	1,000	9/23/2022	Anthony N. Narigi Memorial Baseball Scholarship Fund
CSU Sacramento	Isis Jazmin Torres Rodriguez	2,000	9/23/2022	Gabilan Hope Scholarship Fund
Digital NEST	Distinguished Trustee in honor of Taylor, Bruce and Linda	5,000	9/23/2022	The Fund for Monterey County
Diocese of Monterey	the burse for seminarians in the General Fund	6,680	9/23/2022	Cislini Fund
Diocese of Monterey	the burse for retired/infirm priests in the General Fund	13,361	9/23/2022	Cislini Fund
Diocese of Monterey	assist retired priests in financial need of transportation/services	29,508	9/23/2022	The William Kiepura Fund
Diocese of St. Augustine Priests Care Fund	assist retired priests in financial need of transportation/services	29,508	9/23/2022	The William Kiepura Fund
Emory University	Abigail Marie Weisenfeld	500	9/23/2022	Carmel Valley Women's Club Foundation Scholarship Fund
Forest Hill Manor	general operating support	17,417	9/23/2022	Margaret L. Musser Restricted Fund
Franciscan Workers of Junipero Serra	general operating support	23,827	9/23/2022	F. Robert Nunes Family Fund
Friends of the Sea Otter	general operating support	2,211	9/23/2022	Joyce Morris Fund
Future Citizens Foundation - The First Tee of Monterey	Distinguished Trustee in honor of Taylor, Bruce and Linda	5,000	9/23/2022	The Fund for Monterey County
Hartnell College	Ana Trujillo	3,000	9/23/2022	Men's Golf Association at Quail Lodge Scholarship Fund
Hartnell College Foundation	support of the Western Stage Theater	6,218	9/23/2022	The Todd Lueders Fund for the Arts
Henry E. Huntington Library and Art Gallery	general operating support	2,000	9/23/2022	Jack and Donna Hardy Fund
Henry Miller Memorial Library	Stewardship for the Arts and the Community in Big Sur	1,323	9/23/2022	Weston Call Fund for Big Sur - Nonendowed
Hospice Giving Foundation	general operating support	3,101	9/23/2022	Nancy Parker Benham Endowment Fund
Hospice Giving Foundation	general operating support	1,744	9/23/2022	Ward D. and Mary T. Ingram Fund
Hospice Giving Foundation	general operating support	81,563	9/23/2022	Dr. James Valentine Fund
Huntington Memorial Hospital	general operating support	3,000	9/23/2022	Jack and Donna Hardy Fund
Indian Muslim Relief & Charities	general operating support	1,000	9/23/2022	Noorani Family Fund

COMMUNITY FOUNDATION FOR MONTEREY COUNTY
GRANTS - SEPTEMBER 2022

Grantee	Program Name	Granted	Date	Fund
Interim, Inc.	general operating support	9,456	9/23/2022	Frances Elgan & Werner Kunkel Fund
Kinship Center, A Member of Seneca Family of Agencies	general operating support	1,265	9/23/2022	Tony P. and Marjorie Ayres Fund
Kinship Center, A Member of Seneca Family of Agencies	general operating support	4,421	9/23/2022	Joyce Morris Fund
Kinship Center, A Member of Seneca Family of Agencies	general operating support	23,827	9/23/2022	F. Robert Nunes Family Fund
Legal Services for Seniors	general operating support	12,016	9/23/2022	Pauline and John Anderson Fund
Los Angeles Regional Food Bank	general operating support	500	9/23/2022	Jack and Donna Hardy Fund
Los Padres Forest Association	Big Sur Visitor Use Map	3,877	9/23/2022	Weston Call Fund for Big Sur - Nonendowed
Madonna del Sasso Church	general operating support	16,702	9/23/2022	Cislini Fund
Madonna del Sasso School	general operating support	26,723	9/23/2022	Cislini Fund
Make A Wish Greater Bay Area	general operating support	2,000	9/23/2022	Sandy Loiacono Scholarship Fund
Max's Helping Paws Foundation - Animal Relief Fund	general operating support	2,211	9/23/2022	Joyce Morris Fund
Meals on Wheels of the Monterey Peninsula	general operating support	12,016	9/23/2022	Pauline and John Anderson Fund
Meals on Wheels of the Monterey Peninsula	general operating support	4,421	9/23/2022	Joyce Morris Fund
Meals on Wheels of the Monterey Peninsula	genral operating support	23,827	9/23/2022	F. Robert Nunes Family Fund
Middlebury Institute of International Studies at Monterey	general operating support	1,744	9/23/2022	Ward D. and Mary T. Ingram Fund
Montage Health Foundation	general operating support	41,603	9/23/2022	The Edgar H. Haber and Terry Jones Haber Fund
Montage Health Foundation	general operating support	1,744	9/23/2022	Ward D. and Mary T. Ingram Fund
Montage Health Foundation	development & operation of the Comprehensive Cancer Center	17,417	9/23/2022	Margaret L. Musser Restricted Fund
Montage Health Foundation	general operating support	81,563	9/23/2022	Dr. James Valentine Fund
Montage Health Foundation	general operating support	23,827	9/23/2022	F. Robert Nunes Family Fund
Monterey Bay Power Over Parkinson's	Expansion of POP Fit Studio Classroom	5,000	9/23/2022	General Endowment - Opportunity Fund
Monterey County Symphony Association	general operating support	6,218	9/23/2022	The Todd Lueders Fund for the Arts
Monterey County Symphony Association	general operating support	9,456	9/23/2022	Frances Elgan & Werner Kunkel Fund
Monterey County Symphony Association	general operating support	1,744	9/23/2022	Ward D. and Mary T. Ingram Fund
Monterey County Symphony Association	general operating support	5,000	9/23/2022	Janzen Family Fund
Monterey County Symphony Association	general operating support	15,000	9/23/2022	Richard and Grace Merrill Fund
Monterey Firefighters Community Foundation	2023 Monterey Firefighters calendar	500	9/23/2022	Carmel Gives Fund
Monterey High School	the general scholarship fund	9,303	9/23/2022	Nancy Parker Benham Endowment Fund
Monterey Museum of Art	general operating support	6,218	9/23/2022	The Todd Lueders Fund for the Arts
Monterey Museum of Art	general operating support	9,456	9/23/2022	Frances Elgan & Werner Kunkel Fund
Monterey Museum of Art	general operating support	12,736	9/23/2022	Rodney & Betty Guilfoil Fund
Monterey Peninsula College Foundation	general operating support	81,563	9/23/2022	Dr. James Valentine Fund
Monterey Peninsula College, Student Financial	Alexander Iniakov	3,000	9/23/2022	Men's Golf Association at Quail Lodge Scholarship Fund
Monterey Peninsula College, Student Financial	Vanessa Jennifer Diaz Salazar	3,000	9/23/2022	The Morse Foundation Scholarship Fund
Monterey Peninsula College, Student Financial	Alejandra Rodriguez	500	9/23/2022	Church Brothers-True Leaf Farms Scholarship Fund
Museum Foundation of Pacific Grove, Inc.	general operating support	6,202	9/23/2022	Nancy Parker Benham Endowment Fund
National Alliance on Mental Illness-Monterey County	general operating support	9,456	9/23/2022	Frances Elgan & Werner Kunkel Fund
Norton Simon Museum of Art at Pasadena	general operating support	1,000	9/23/2022	Jack and Donna Hardy Fund

COMMUNITY FOUNDATION FOR MONTEREY COUNTY
GRANTS - SEPTEMBER 2022

Grantee	Program Name	Granted	Date	Fund
Notre Dame High School	general operating support	42,757	9/23/2022	Cislini Fund
Old Capital Club	reimbursement for various building expenses	14,331	9/23/2022	Casa Amesti Foundation Building Endowment Fund
Pacific Repertory Theatre	general operating support	6,218	9/23/2022	The Todd Lueders Fund for the Arts
Palma School	general operating support	64,135	9/23/2022	Cislini Fund
Panetta Institute for Public Policy	Jefferson Lincoln Award dinner	12,500	9/23/2022	Rick and Tonya Antle Fund
Pasadena Humane Society and S.P.C.A	general operating support	2,000	9/23/2022	Jack and Donna Hardy Fund
Peace of Mind Dog Rescue	general operating support	23,827	9/23/2022	F. Robert Nunes Family Fund
Polytechnic School	general operating support	1,000	9/23/2022	Jack and Donna Hardy Fund
Prayer Book Society - Monterey Bay Chapter	general operating support	6,202	9/23/2022	Nancy Parker Benham Endowment Fund
Rancho Cielo	general operating support	41,603	9/23/2022	The Edgar H. Haber and Terry Jones Haber Fund
Sacred Heart Catholic Church	general operating support	50,105	9/23/2022	Cislini Fund
Sacred Heart School	general operating support	40,084	9/23/2022	Cislini Fund
Salinas Valley Memorial Hospital Foundation	general operating support	100,841	9/23/2022	Cislini Fund
Salinas Valley Memorial Hospital Foundation	general operating support	23,827	9/23/2022	F. Robert Nunes Family Fund
Salvation Army - Monterey Peninsula Corps	general operating support	12,404	9/23/2022	Nancy Parker Benham Endowment Fund
San Francisco SPCA	general operating support	1,000	9/23/2022	Barbara D. Moore Charitable Giving Fund
San Jose State University	Vianey Aguirre Villalobos	5,000	9/23/2022	Men's Golf Association at Quail Lodge Scholarship Fund
Shivas Irons Society	update your systems	3,000	9/23/2022	Thau Family Fund
SPCA of Monterey County	general operating support	41,603	9/23/2022	The Edgar H. Haber and Terry Jones Haber Fund
SPCA of Monterey County	general operating support	2,000	9/23/2022	Jack and Donna Hardy Fund
SPCA of Monterey County	general operating support	4,421	9/23/2022	Joyce Morris Fund
SPCA of Monterey County	general operating support	23,827	9/23/2022	F. Robert Nunes Family Fund
St. John's Chapel Foundation	general operating support	6,202	9/23/2022	Nancy Parker Benham Endowment Fund
Stage Kids Etc	Summer program	2,500	9/23/2022	Weston Call Fund for Big Sur - Nonendowed
The Citizens Foundation - USA	Flood Relief	5,000	9/23/2022	Noorani Family Fund
Trinity Christian High School	sponsorship of your fundraiser	5,000	9/23/2022	Carmel Gives Fund
UC Davis	Adriana Cervantes	3,000	9/23/2022	Raymond H. Costa Family Scholarship Fund
UC Davis	Giana Sue Buraglio	500	9/23/2022	Carmel Valley Women's Club Fndt. Scholarship Fund
UC Los Angeles	Raquel Solis Barrera	1,000	9/23/2022	CASA of Monterey County Scholarship Fund
UC Santa Barbara	Malakai Sage Peterson	500	9/23/2022	Dr. Roger and Kate Bartels Memorial Scholarship Fund
UC Santa Barbara	Arly Bexabeth Lara	2,000	9/23/2022	Gabilan Hope Scholarship Fund
UC Santa Cruz	Citlaly Medrano	5,000	9/23/2022	Raymond H. Costa Family Scholarship Fund
UC Santa Cruz	Rosario Rico Zaragoza	2,500	9/23/2022	Hugo and Dolores Tottino Family Scholarship Fund
UCLA Foundation	Fund 10090C - Undergraduate Information, Media, and Data	18,740	9/23/2022	Fuhs Family Foundation Fund
United Way Monterey County	general operating support	30,252	9/23/2022	Cislini Fund
University of Arkansas Pulaski Technical College	Jeraldine Sanchez-Pacheco	9,000	9/23/2022	The Morse Foundation Scholarship Fund
University of New Mexico Foundation Incorporated	the Welding Technology Program, purchase a cutting machine	10,000	9/23/2022	Fuhs Family Foundation Fund
Ventana Wilderness Alliance	Pine Ridge Trail Visitor Guide	1,000	9/23/2022	Weston Call Fund for Big Sur - Nonendowed

COMMUNITY FOUNDATION FOR MONTEREY COUNTY
GRANTS - SEPTEMBER 2022

Grantee	Program Name	Granted	Date	Fund
Ventana Wildlife Society	acquisition of real estate and other tangible capital assets	109,775	9/23/2022	Howard W. and Elva M. Elliott Trust Fund
Wellesley College	Isabek Twomey	2,000	9/23/2022	Matthew Paul Finnigan Memorial Scholarship Fund
York School	general operating support	163,127	9/23/2022	Dr. James Valentine Fund
Youth Music Monterey	general operating support	6,218	9/23/2022	The Todd Lueders Fund for the Arts
Youth Music Monterey	general operating support	9,456	9/23/2022	Frances Elgan & Werner Kunkel Fund
Youth Music Monterey	general operating support	3,166	9/23/2022	Anne Thorp Memorial Fund
		Total Grants		
		2,602,370.33		
Interfund Grants				
Community Foundation for Monterey County	AUSO to AUSOS	15,000	9/9/2022	Ausonio Family Fund
Community Foundation for Monterey County	MORR to OPER	4,423	9/23/2022	Joyce Morris Fund
		Total Interfund Grants		
		19,423		
		Total Grants		
		2,621,793		

**COMMUNITY FOUNDATION FOR MONTEREY COUNTY
SOURCES AND USES OF FUNDS**

For the Nine Months Ended September 30, 2022 (with comparative percentages for September 30, 2021)

Source of Funds			
Description	Total	% of	9/30/2021
	Contributions	Total	% of Total
Agency Contributions	2,062,516	13.09%	10.85%
Bequests	1,586,966	10.08%	0.16%
Board & Staff	0	0.00%	0.31%
CFMC Annual Appeal	0	0.00%	0.00%
Corporate Contributions	2,706,634	17.18%	8.77%
Foundation Contributions	3,480,272	22.10%	48.27%
Individual Contributions	5,661,654	35.95%	31.13%
IRA Rollover	60,797	0.39%	0.37%
Monterey County Gives Campaign	0	0.00%	-0.05%
Memorial/Honor	46,420	0.29%	0.14%
Newsletter/Annual Report Insert	0	0.00%	0.03%
Returned Grants	144,279	0.92%	0.03%
Special Project	1,000	0.01%	0.00%
Women's Fund Lunch	0	0.00%	0.00%
Sub-Total Contributions	15,750,537	100.00%	100.00%
YE Agency Funds Adjustment	0	0.00%	0.00%
YE Stewardship Funds Adjustment	0	0.00%	0.00%
TOTAL	15,750,537	100.00%	100.00%

Disbursement of Funds			
Description	Total	% of	9/30/2021
Grants		Total	% of Total
Affiliate Fund	80,000	0.30%	0.36%
Awards	0	0.00%	0.00%
Community Impact	2,161,512	8.09%	5.99%
Donor Advised	4,414,045	16.52%	27.46%
Board/CEO Discretionary	1,244,203	4.66%	4.81%
Employee Matching	100	0.00%	0.00%
Field of Interest	129,295	0.48%	0.42%
Monterey County Gives	9,506,941	35.59%	25.98%
Neighborhood Grants	30,750	0.12%	0.01%
Opportunity	18,200	0.07%	0.10%
Organizational Development	57,066	0.21%	0.15%
Pass Through	85,350	0.32%	0.50%
Restricted & Designated Agency Funds	4,880,952	18.27%	14.10%
Scholarships	1,514,663	5.67%	4.33%
Special Projects	2,588,411	9.69%	15.75%
Sub-Total Grants	26,711,489	100.00%	99.96%
General Operating & Programs	0	0.00%	0.00%
Other Fund Expenses	0	0.00%	0.04%
Prior period voided grants	0	0.00%	0.00%
YE Agency Funds Adjustment	0	0.00%	0.00%
YE Stewardship Funds Adjustment	0	0.00%	0.00%
TOTAL	26,711,489	100.00%	100.00%

by Region	% of Total	09/30/2021 % of Total
Big Sur	4.08%	9.24%
Other County	4.70%	3.17%
Countywide	40.16%	33.01%
Neighboring County	1.07%	0.83%
Monterey Peninsula	23.78%	15.63%
Multiple Areas	2.24%	12.82%
North County	2.92%	2.46%
Salinas/Salinas Valley	10.38%	8.87%
Seaside - Marina	1.91%	2.85%
South County	5.37%	4.03%
Outside CA	3.39%	7.04%
Outside the US	0.00%	0.07%
	100.00%	100.00%

by Program Area	% of Total	09/30/2021 % of Total
Arts, Culture & Humanities	11.15%	9.73%
Education	17.81%	18.94%
Environment & Animal Welfare	15.19%	12.29%
Health (Individual & Community)	17.07%	15.54%
Human Services	21.59%	26.81%
International & Foreign Affairs	0.46%	0.35%
Public & Community Benefit	14.89%	15.36%
Recreation & Sports	0.00%	0.00%
Religion-related	1.84%	0.99%
	100.00%	100.00%