



Here for Good

Community Foundation
for Monterey County

FINANCIAL STATEMENT

For the Six Months Ended June 30, 2022

COMMUNITY FOUNDATION FOR MONTEREY COUNTY
FINANCIAL REPORTS
For the Six Months Ended June 30, 2022

TABLE OF CONTENTS

Section I – Financial Reports	Page(s)
Notes to Financial Statements	1 - 3
Statement of Financial Position	4 - 5
Statement of Activities	6 - 7
Section II – Combined Operating Fund Reports	
Comparisons of Actual to Budget - Operating Fund	8
Operating Cash on Hand	9
Section III – Fund Reports	
Investment Holdings - Long Term Fund Portfolio	10
Investment Performance Report - Long Term Fund Portfolio	11 - 13
Investment Holdings - Medium Term Fund Portfolio	14
Investment Performance Report - Medium Term Fund Portfolio	15 - 16
Investment Holdings - ESG Fund Portfolio	17
Investment Performance Report - ESG Fund Portfolio	18 - 19
Investment Holdings - DRIM Portfolio	20
Investment Performance Report - DRIM Portfolio	21
Changes in All Fund Balances	22 - 36
Gifts Received – Current Month	37 - 41
Grants Approved – Current Month	42 - 46
Sources and Uses of Funds	47

COMMUNITY FOUNDATION FOR MONTEREY COUNTY
NOTES TO THE FINANCIAL STATEMENTS
For the Six Months Ended June 30, 2022

Assets

Total Assets through 6/30/2022 are \$322,733,602 a 12.39% decrease since June 2021 and a 16.54% decrease since December 2021. (p. 4)

Charitable Remainder Trusts (CRT) and Charitable Gift Annuities (CGA)

The CRT and CGA funds have been adjusted to reflect the activity and balances per Kaspick & Company and the third-party account balances as of December 31, 2021. (p. 4)

Realized and Unrealized Gains and Losses on Investments

Net year-to-date realized gains were \$2,581 and unrealized losses were \$54,211,245, for a total loss of \$54,208,664. (p. 7)

Operating Fund

Total revenue was \$88,849 more than the budget, and total expenses were \$172,365 less than the budget. Unrealized losses were \$99,617 on the operating reserve held in the Medium-Term Fund portfolio. The actual net operating deficit is \$7,918 compared to a budgeted deficit of \$169,344. (p. 8)

Revenue continues to be higher than budget through June. However, projections for the third quarter administrative fees based on the June 30 fund balance reflects fees lower than budgeted. Despite this, cash on hand remains steady.

Salaries and benefits continue to be below budgeted amounts. This savings is the result of position vacancies in the first quarter that have now been filled. In addition, while the salary increases related to the Croner salary study have been approved as a budget amendment, additional unbudgeted increases will diminish the savings over time.

Overall administrative expenses continue to be below budget. However, bank charges have trended slightly higher due fees assessed on large credit card donations. Services are significantly higher as a result of the Foundation contracting with former Vice President of Finance, Diane Nonella, to assist in the transition during the Director of Finance recruitment and for additional staff training services.

The 2022 rental agreement for the Salinas property was revised in late 2021. The agreement revised the rent structure to include a utility allocation. As this was completed after the budget process, there is a variance (under) on rent that is offset by a variance (over) on utilities as the agreement shifted the expense classification.

There is an excess actual over budget reflected on the annual report due to timing that will correct in June. Additional staff events have resulted in an actual over budget that is expected to increase prior to the end of the year. Despite this, the development operating actual continues to reflect a surplus over the budgeted amount.

Note: The Expendable Operating Cash-on-Hand is at 9.5 months, excluding the operating reserve of \$500,000 and the building reserve of \$150,000. (p. 9)

COMMUNITY FOUNDATION FOR MONTEREY COUNTY
NOTES TO THE FINANCIAL STATEMENTS
For the Six Months Ended June 30, 2022

Portfolio Performance

The market value of the Long-Term Fund portfolio at 6/30/2022 was \$262,779,027. The one-year Total Return for the Long-Term Endowment Portfolio was -12.9% compared to the Policy Index of -10.8%. (p. 10-13)

The market value of the Medium-Term Fund portfolio at 6/30/2022 was \$9,202,670. The one-year Total Return for the Medium-Term Endowment Portfolio was -12.2% compared to the Policy Index of -11.4%. (p. 14-16)

The market value of the ESG Fund portfolio at 6/30/2022 was \$6,156,625. The one-year Total Return for the ESG Portfolio was -12.0% compared to the Policy Index of -13.0%. (p. 17-18)

The market value of the DRIM Fund portfolio at 6/30/2022 was \$2,675,240. The one-year Total Return for the DRIM Portfolio was x% compared to the Policy Index of -7.7%. Due to the timing of the DRIM reports, there is a one-month lag in the performance reporting. (p. 20-21)

Special Program Funds

Special Program Funds include: Center for Nonprofit Excellence funded by the David and Lucile Packard Foundation; the Salinas Inclusive Economic Development Initiative, funded by the James Irvine Foundation; COVID-19 Collaborative support funded by the David and Lucile Packard Foundation; COVID-19 support funded by the Public Health Institute; and the Monterey County Gives annual campaign.

Total Special Program revenue was \$1,124,150 and total expenses were \$11,193,944. This includes grant expense of \$9,493,617 for the 2021 Monterey County Gives campaign. (p. 6-7)

Gifts, Pledges, Bequests, Future Funds Greater than \$25,000, and Grants

Total new contributions for the month were \$1,637,082.69 including: (p. 37-41)

County of Monterey	6/1/2022	136,327	Community Health Literacy Program
Monterey Peninsula Foundation	6/6/2022	150,000	Monterey County Fire Relief Fund
Mr. Leonard J. Anable, CFP	6/7/2022	36,901	Shahin Hormozi Anable Scholarship Fund for Women
Taylor Farms Retail, Inc.	6/8/2022	147,900	Taylor Farms Scholarship Fund
Gateway Center of Monterey County Inc.	6/9/2022	100,000	Gateway Center Mary Lou Cortright Memorial Fund
Mr. & Mrs. John and Tama Olver	6/15/2022	345,000	Libby Olver Scholarship Fund

**COMMUNITY FOUNDATION FOR MONTEREY COUNTY
NOTES TO THE FINANCIAL STATEMENTS
For the Six Months Ended June 30, 2022**

COPA-Communities Organized for Power in Action	6/23/2022	50,000	COPA Catalyst Fund
Mr. & Mrs. Ken and Kathryn Smith	6/29/2022	30,101	Smith Family Alliance Fund
Pacific Grove Museum of Natural History	6/30/2022	400,000	PG Museum of Natural History Operating Fund

Grants to agencies for the month totaling \$2,106,185.14 were approved and recorded. (p. 42-46)

COMMUNITY FOUNDATION FOR MONTEREY COUNTY
STATEMENT OF FINANCIAL POSITION
CONSOLIDATED - ALL FUNDS
For the Six Months Ended June 30, 2022 and June 30, 2021

	COMBINED OPERATING	SPECIAL PROGRAMS	ENDOWMENT	NON ENDOWED	BEQUEST, CRT RECEIVABLES	TOTAL June 30, 2022	TOTAL June 30, 2021
ASSETS							
Cash:							
Cash & Cash Equivalents	4,145,403	2,818,315	5,546	4,780,665	0	11,749,928	11,097,372
Investments - Long Term Fund Portfolio	0	0	178,890,509	83,888,518	0	262,779,028	306,967,337
Investments - Medium Term Fund Portfolio	634,813	0	0	8,567,887	0	9,202,700	9,614,714
Investments - ESG Fund Portfolio	0	0	3,659,131	2,497,494	0	6,156,625	5,285,515
Separately Invested - DRIM Portfolio	0	0	0	2,675,240	0	2,675,240	2,679,000
Separately Invested - Pony Trust	0	283,374	0	0	0	283,374	327,116
Total Cash & Investments	4,780,216	3,101,689	182,555,186	102,409,805	0	292,846,895	335,971,054
Accounts Receivable:							
Pledges & Contributions Receivable	3,794	0	0	4,500	0	8,294	906,679
Bequests & Remainder Interest	0	0	0	0	0	0	0
Due from OPER	0	0	1,009,745	0	0	1,009,745	1,086,876
Investment in an LLC	0	0	0	0	0	0	1,837,500
Charitable Remainder Trusts	0	0	0	0	22,184,966	22,184,966	22,333,498
Charitable Gift Annuities	0	0	0	0	4,880,359	4,880,359	4,380,833
Total Accounts Receivable	3,794	0	1,009,745	4,500	27,065,325	28,083,364	30,545,386
Other Assets:							
Prepaid Expenses	5,500	0	0	0	0	5,500	7,344
Property-Net of Depreciation	1,797,842	0	0	0	0	1,797,842	1,843,329
Total Other Assets	1,803,342	0	0	0	0	1,803,342	1,850,673
TOTAL ASSETS	6,587,352	3,101,689	183,564,931	102,414,305	27,065,325	322,733,602	368,367,113

COMMUNITY FOUNDATION FOR MONTEREY COUNTY
STATEMENT OF FINANCIAL POSITION
CONSOLIDATED - ALL FUNDS
For the Six Months Ended June 30, 2022 and June 30, 2021

	<u>COMBINED OPERATING</u>	<u>SPECIAL PROGRAMS</u>	<u>ENDOWMENT</u>	<u>NON ENDOWED</u>	<u>BEQUEST, CRT RECEIVABLES</u>	<u>TOTAL June 30, 2022</u>	<u>TOTAL June 30, 2021</u>
LIABILITIES & NET ASSETS							
Liabilities:							
Grants Payable	0	1,059,236	281,377	383,396	0	1,724,009	1,195,487
Contingent Liabilities	0	0	0	0	0	0	16,217,046
Funds held as Agency Endowments	0	0	0	0	0	0	7,298,606
Funds held as Stewardship Funds	0	0	0	56,449,929	0	56,449,929	48,980,877
Payroll, Misc. and Accts Payable	1,206,796	0	8,371,490		15,323,652	24,901,938	1,227,629
Total Liabilities	1,206,796	1,059,236	8,652,867	56,833,325	15,323,652	83,075,877	74,919,645
Net Assets:							
Net Assets-Beginning Balance	5,388,473	12,147,613	209,105,934	64,245,878	12,322,224	303,210,122	271,959,415
Change in Net Assets - Current Year	(7,918)	(10,105,160)	(34,193,871)	(18,664,898)	(580,550)	(63,552,397)	21,488,053
Total Net Assets	5,380,556	2,042,453	174,912,063	45,580,980	11,741,674	239,657,725	293,447,468
TOTAL LIABILITIES & NET ASSETS	6,587,352	3,101,689	183,564,931	102,414,305	27,065,325	322,733,602	368,367,113

COMMUNITY FOUNDATION FOR MONTEREY COUNTY
STATEMENT OF ACTIVITIES
CONSOLIDATED - ALL FUNDS
For the Six Months Ended June 30, 2022 and June 30, 2021

	<u>COMBINED OPERATING</u>	<u>SPECIAL PROGRAMS</u>	<u>ENDOWMENT</u>	<u>NON ENDOWED</u>	<u>BEQUEST, CRT RECEIVABLES</u>	<u>TOTAL June 30, 2022</u>	<u>TOTAL June 30, 2021</u>
SUPPORT AND REVENUE:							
Contributions	31,621	989,219	889,020	5,769,380	0	7,679,240	14,396,854
Interfund Gifts	38,251	0	22,896	552,958	0	614,106	454,165
Pledge Payments Received	0	0	0	0	0	0	13,384
Future Contributions-A/R-Pledge-CRT-CGA	0	0	0	0	147,955	147,955	15,618
Contributions Received via Bequest	16,196	0	793,517	0	0	809,714	2,493,403
Change in Value, Split Interest Trusts, Future Assets	0	0	0	0	102,533	102,533	1,532,685
Gain/Loss on Sale of Property	0	0	0	0	0	0	0
Income from Related Party (LLC)	0	0	0	0	0	0	0
Interest & Dividend Income	10,143	4,652	1,871,981	954,892	0	2,841,668	3,694,700
Administrative Fees	2,002,404	0	0	0	0	2,002,404	1,819,677
Fees from Special Projects	48,645	0	0	0	0	48,645	64,750
Workshop and Contract Service Income	25,360	0	0	0	0	25,360	576
Misc Income/Returned Grants	1,615	130,279	2,215	26,684	0	160,792	14,865
Total Support and Revenue	2,174,234	1,124,150	3,579,630	7,303,914	250,488	14,432,416	24,500,677
EXPENSES:							
Operating Expenses and Distributions:							
Salaries & Benefits	1,440,648	34,344	0	0	0	1,474,992	1,289,580
Administrative Costs	474,691	339,119	0	3,436	0	817,247	578,087
Occupancy Costs	96,211	0	0	0	0	96,211	75,787
Development Expenses	70,616	26,522	0	0	0	97,138	79,029
Board & Committee Expenses	198	0	0	0	0	198	891
Total Operating Expenses	2,082,364	399,985	0	3,436	0	2,485,785	2,023,373

COMMUNITY FOUNDATION FOR MONTEREY COUNTY
STATEMENT OF ACTIVITIES
CONSOLIDATED - ALL FUNDS
For the Six Months Ended June 30, 2022 and June 30, 2021

	<u>COMBINED OPERATING</u>	<u>SPECIAL PROGRAMS</u>	<u>ENDOWMENT</u>	<u>NON ENDOWED</u>	<u>BEQUEST, CRT RECEIVABLES</u>	<u>TOTAL June 30, 2022</u>	<u>TOTAL June 30, 2021</u>
Grants and Grant Related Expenses:							
Grants	0	10,642,486	2,874,406	4,065,532	0	17,582,424	20,573,924
Interfund Grants	0	2,793	341,813	269,500	0	614,106	454,165
Pledge Payments Paid	0	0	0	0	0	0	13,384
Bequests Payments/Transfers	0	0	0	0	809,711	809,711	2,482,668
Other Expenses	0	145,933	0	1,633	0	147,566	40,335
Other Payments/Transfers	0	0	(2,183,577)	2,183,577	0	0	0
Grant Related Expenses	0	0	0	0	0	0	0
Administrative Fees	0	2,747	1,362,055	616,276	21,326	2,002,404	1,869,677
Fees to Managers	171	0	89,281	44,700	0	134,153	131,037
Total Grants and Grant Related Expenses	171	10,793,959	2,483,978	7,181,218	831,038	21,290,363	25,565,190
 Total Expenses and Grants	 2,082,534	 11,193,944	 2,483,978	 7,184,654	 831,038	 23,776,148	 27,588,563
 Excess of Revenues (Expenses)							
Before Gains on Investments & Transfers	91,700	(10,069,794)	1,095,651	119,260	(580,550)	(9,343,733)	(3,087,886)
 GAINS(LOSS) ON INVESTMENTS and Other Income:							
Realized-Gain (Loss)	0	0	941	1,639	0	2,581	2,277
Unrealized-Gain(Loss)	(99,617)	(35,367)	(35,290,464)	(18,785,798)	0	(54,211,245)	24,162,259
Other Income	0	0	0	0	0	0	411,402
 Total Gain/(Loss) on Investments and Other Income:	 (99,617)	 (35,367)	 (35,289,522)	 (18,784,158)	 0	 (54,208,664)	 24,575,939
 Change in Net Assets	 (7,918)	 (10,105,160)	 (34,193,871)	 (18,664,898)	 (580,550)	 (63,552,397)	 21,488,053
 Net Assets Beginning of Year	 5,388,473	 12,147,613	 209,105,934	 64,245,878	 12,322,224	 303,210,122	 271,959,415
 Net Assets, End of Period	 5,380,556	 2,042,453	 174,912,063	 45,580,980	 11,741,674	 239,657,725	 293,447,469

COMMUNITY FOUNDATION FOR MONTEREY COUNTY
Combined Operating Fund Budget vs. Actual

For the Six Months Ended June 30, 2022 and June 30, 2021

	Year-To-Date			YTD Actual 6/30/2021
	Actual	Budget	Variance	
REVENUE				
Contributions - Foundations	19,739	8,000	11,739	282,558
Contributions - Indiv/Corp	11,882	3,000	8,882	18,395
Contributions - Interfund	38,251	20,000	18,251	48,051
Bequests Received	16,196	24,252	(8,056)	60,389
Admin Fees	2,002,404	1,954,925	47,479	1,819,677
Special Project Fees	48,645	36,160	12,485	64,750
Workshops/Contracts	25,360	18,000	7,360	576
Miscellaneous Income	1,615	16,800	(15,185)	10,366
Interest and Dividends	10,143	4,248	5,895	14,205
Total Revenue	2,174,234	2,085,385	88,849	2,318,965
EXPENSE				
Personnel				
Salaries and Wages	1,128,644	1,203,475	(74,831)	978,864
Payroll Taxes	90,427	91,060	(633)	75,208
Insurance and Other Benefits	221,577	284,846	(63,269)	214,398
Sub-total	1,440,648	1,579,381	(138,733)	1,268,470
Administrative				
Supplies	10,944	10,500	444	7,159
Equip / Computer Maintenance	75,052	114,750	(39,698)	71,090
Bank Charges	9,198	3,498	5,700	6,076
Printing	13,778	17,825	(4,047)	16,956
Postage / Freight	12,808	16,100	(3,292)	9,639
Dues/Subscriptions	39,392	43,529	(4,137)	40,443
Services (legal, acct, consult)	228,469	160,958	67,511	178,400
D&O Insurance	6,160	12,500	(6,340)	0
Telecommunications	26,549	29,658	(3,109)	22,886
Conferences & Training	6,900	24,402	(17,502)	4,111
Miscellaneous	147	4,278	(4,131)	3,514
Depreciation	45,294	45,294	0	39,846
Sub-total	474,691	483,292	(8,601)	400,122
Facilities				
Property / Liability Insurance	11,267	11,925	(658)	11,305
Maintenance / Repairs	7,817	15,730	(7,913)	2,911
Janitorial & Landscaping	12,442	12,150	292	11,280
Rent	19,732	28,134	(8,402)	10,529
Mortgage, Interest & Property Taxes	20,661	21,514	(853)	22,165
Utilities	24,292	16,002	8,290	17,596
Sub-total	96,211	105,455	(9,244)	75,787
Development, Program & Staff				
Donor Development	15,963	23,550	(7,587)	12,650
Advertising & Promotion	25,360	29,755	(4,395)	19,449
Mileage, Meals & Meetings	2,079	3,896	(1,817)	57
Workshops	8,082	19,700	(11,619)	1,225
Annual Meetings	372	0	372	0
75th Anniversary Expenses	0	0	0	0
Annual Report	12,758	3,500	9,258	195
Staff Recognition Expenses	6,003	3,950	2,053	3,204
Board & Committee Expenses	198	2,250	(2,052)	891
Sub-total	70,814	86,601	(15,787)	37,671
Total Expenses	2,082,364	2,254,729	(172,365)	1,782,049
Net Income / (Loss) Before Investment Returns and Other Income	91,871	(169,344)	261,215	536,916
Realized Gains/(Losses)	0	0	0	0
Unrealized Gains/(Losses)	(99,617)	0	(99,617)	13,451
Other Income	0	0	0	411,402
Investment Management Fee	171	0	171	177
Net Income / (Loss) Including Investment Returns	(7,918)	(169,344)	161,426	961,593

COMMUNITY FOUNDATION FOR MONTEREY COUNTY
Operating Cash on Hand and Reserves - June 2022
With Projections through September 2022

Operating Cash on Hand:

Cash & Cash Equivalents	4,780,216
Less: Liabilities, excluding future period loan payments	260,423
Total Cash Available	<u>4,519,792</u>

Add: Accounts Receivable	
Prepaid Expenses	5,500
Total Accounts Receivable and Prepaid Expenses	<u>5,500</u>

Total Cash Expendable **4,525,292**

Restrictions on cash available

Less: Building Reserve	(150,000)
Less: Board Restricted Operating Reserve	(500,000)
Total Restricted Cash	<u>(650,000)</u>

Unrestricted cash available **3,875,292**

<i>Estimated revenue-Next Quarter</i>	790,271
<i>Estimated spending-Next Quarter</i>	(1,018,535)

Estimated unrestricted cash remaining **3,647,029**

BUDGET

Notes:

	<u>2022</u>
Annual Expenses excluding depreciation	4,526,666
Capital Expenses-Depreciation	90,583
Total Cash needs	<u>4,617,249</u>

(1) One month reserve	384,771
(2) Six-month reserve	2,308,625
(3) Number of months of expendable cash on hand	9.5

COMMUNITY FOUNDATION FOR MONTEREY COUNTY
LONG TERM INVESTMENT PORTFOLIO
Activity for the Month of: June 2022

Market At Last Trade Date	Number of Shares	Code	Investment Account	Beginning Book	Beginning Market	Net Additions	Transfers	Interest & Dividends	Realized Gain(Loss)	Unrealized Gain(Loss)	Ending Book	Ending Market	Actual %	Board Policy
CASH ACCOUNTS:														
1.00	0.00	MS	Rabobank Endowment	503,240	503,240	1,533,450	0	0	0	0	2,038,773	2,038,773		
1.00	0	SWUXX	Schwab-MM/SWVXX	273,439	273,439	10,634	0	2	0	(281)	283,794	283,794		
1.00	0	SWUXX	Schwab Treasury-Cash	4,576,906	4,576,906	(4,015,820)	1,204,693	38	0	0	1,765,816	1,765,816		
			TOTAL CASH	5,353,585	5,353,585	(2,471,737)	1,204,693	40	0	(281)	4,088,383	4,088,383	1.6%	2.0%
BOND ACCOUNTS:														
12.56	1,946,256.29	DODIX	Dodge & Cox Income	26,722,151	25,145,631	0	(149,862)	149,862	0	(700,652)	26,722,151	24,444,979	9.3%	8.4%
10.59	2,818,028.81	JCBUX	JP Morgan Core Bond	33,314,172	30,321,990	0	(66,449)	66,449	0	(479,065)	33,314,172	29,842,925	11.4%	11.2%
25.08	365,138.67	VAIPX	Vanguard Inflation	10,094,912	9,679,826	0	(226,861)	226,861	0	(522,148)	10,094,912	9,157,678	3.5%	3.8%
10.08	905,625.84	VFSUX	Vanguard Short Term	9,695,177	9,264,552	0	(15,310)	15,310	0	(135,844)	9,695,177	9,128,708	3.5%	3.6%
			TOTAL BONDS	79,826,413	74,412,000	0	(458,481)	458,481	0	(1,837,709)	79,826,413	72,574,290	27.6%	27.0%
			TOTAL FIXED INC.	85,179,998	79,765,584	(2,471,737)	746,211	458,522	0	(1,837,990)	83,914,796	76,662,674	29.2%	29.0%
ALTERNATIVE INVESTMENTS:														
1,463.27	6,431.43	ASB	ASB Capital Management, LLC	8,600,000	10,991,712	0	0	0	0	0	8,600,000	10,991,712	4.2%	3.0%
41.75	151,890.97	DFREX	DFA Real Estate	5,257,214	6,813,829	0	(3,551)	3,551	0	(472,381)	5,257,214	6,341,448	2.4%	6.0%
129.05	48,045.11	VGSLX	Vanguard REIT Index	5,670,222	6,745,052	0	(38,811)	38,811	0	(544,832)	5,670,222	6,200,221	2.4%	2.0%
			TOTAL ALTERNATIVE	19,527,436	24,550,593	0	(42,362)	42,362	0	(1,017,212)	19,527,436	23,533,380	9.0%	11.0%
COMMUNITY IMPACT INVESTMENTS:														
			CA FarmLink	750,000	750,000	0	0	0	0	0	750,000	750,000	0.29%	0.5%
			Opportunity Fund	1,000,000	1,000,000	0	(2,083)	2,083	0	0	1,000,000	1,000,000	0.38%	0.9%
			CHISPA	73,217	73,217	0	0	0	0	0	73,217	73,217	0.03%	0.1%
			United Way of Monterey County	0	0	1,000,000	0	0	0	0	1,000,000	1,000,000	0.38%	0.5%
			TOTAL CII	1,823,217	1,823,217	1,000,000	(2,083)	2,083	0	0	2,823,217	2,823,217	1.1%	2.0%
SMALL CAP:														
92.41	96,594.00	IJR	iShares-S&P 600 Index	2,674,584	9,783,040	0	(29,153)	29,153	0	(856,789)	2,674,584	8,926,252	3.4%	3.0%
			TOTAL SMALL CAP	2,674,584	9,783,040	0	(29,153)	29,153	0	(856,789)	2,674,584	8,926,252	3.4%	3.0%
MID CAP:														
226.23	28,148.00	IJH	iShares-S&P 400 Index	1,366,803	7,070,215	0	(22,223)	22,223	0	(702,293)	1,366,803	6,367,922	2.4%	2.0%
			TOTAL MID CAP	1,366,803	7,070,215	0	(22,223)	22,223	0	(702,293)	1,366,803	6,367,922	2.4%	2.0%
LARGE CAP:														
214.13	54,858.95	DODGX	Dodge & Cox Stock Fund	7,429,054	13,007,605	0	(51,567)	51,567	0	(1,260,659)	7,429,054	11,746,946	4.5%	5.0%
144.97	61,368.00	IWD	iShares Russell 1000 Value	4,942,157	9,790,037	0	(39,518)	29,153	0	(893,518)	4,942,157	8,896,519	3.4%	4.0%
49.16	387,862.65	TRLGX	T Rowe Price	7,276,444	20,669,201	0	0	0	0	(1,601,873)	7,276,444	19,067,328	7.3%	5.0%
320.61	119,297.99	VINIX	Vanguard Index 500	18,194,954	41,864,050	0	(157,974)	157,974	0	(3,615,922)	18,194,954	38,248,128	14.6%	13.0%
			TOTAL LARGE CAP	37,842,608	85,330,893	0	(249,060)	238,695	0	(7,371,971)	37,842,608	77,958,921	29.7%	27.0%
INTERNATIONAL:														
48.08	285,166.61	AEPFX	EuroPacific	12,529,026	15,125,237	0	(76,339)	76,339	0	(1,414,426)	12,529,026	13,710,811	5.2%	5.0%
17.04	426,993.73	DFISX	DFA Int'l Small Co. Portfolio	7,955,743	8,142,770	0	(36,457)	36,457	0	(866,797)	7,955,743	7,275,973	2.8%	3.0%
42.55	400,808.66	DODFX	Dodge & Cox International	13,915,008	18,693,716	0	0	0	0	(1,639,307)	13,915,008	17,054,408	6.5%	6.0%
13.08	1,109,945.85	VTMGX	Vanguard Developed Mkts	12,965,120	16,271,806	0	(188,247)	188,247	0	(1,753,714)	12,965,120	14,518,092	5.5%	6.0%
41.65	334,871.00	VVO	Vanguard FTSE Emerging	13,005,253	14,613,770	0	(102,370)	102,370	0	(666,393)	13,005,253	13,947,377	5.3%	6.0%
			TOTAL INT'L	60,370,149	72,847,300	0	(403,413)	403,413	0	(6,340,639)	60,370,149	66,506,661	25.3%	26.0%
			TOTAL EQUITIES	121,781,581	199,582,040	0	(746,211)	735,847	0	(16,288,904)	121,781,581	186,116,354	61.9%	60.0%
			GRAND TOTALS	206,961,579	279,347,625	(2,471,737)	0	1,194,368	0	(18,126,894)	205,696,378	262,779,027	100.0%	100.0%

Total Fund
Executive Summary - Preliminary (Net of Fees)

Community Foundation for Monterey - Long-Term Fund
Period Ending: June 30, 2022

	Market Value	% of Portfolio	1 Mo	QTD	YTD	1 Yr	3 Yrs	5 Yrs	10 Yrs
Total Fund	262,779,027	100.0	-6.0	-11.1	-15.6	-12.9	4.2	5.0	6.1
Policy Index			-5.7	-10.7	-14.5	-10.8	4.5	5.3	6.1
60% MSCI World (Net)/40% Blmbg. Global Aggregate			-6.5	-13.1	-17.8	-14.5	3.1	4.6	5.9
Domestic Equity	93,253,095	35.5	-8.5	-16.6	-21.4	-15.4	9.2	10.3	13.0
Vanguard Institutional Index I	38,248,128	14.6	-8.3	-16.1	-20.0	-10.7	10.6	11.3	12.9
S&P 500 Index			-8.3	-16.1	-20.0	-10.6	10.6	11.3	13.0
T. Rowe Price Large-Cap Growth Fund - I Class	19,067,328	7.3	-7.8	-22.9	-33.1	-29.4	7.7	12.2	14.8
Russell 1000 Growth Index			-7.9	-20.9	-28.1	-18.8	12.6	14.3	14.8
Dodge & Cox Stock	11,746,946	4.5	-9.3	-12.4	-11.5	-7.6	11.3	9.9	13.1
Russell 1000 Value Index			-8.7	-12.2	-12.9	-6.8	6.9	7.2	10.5
iShares Russell 1000 Value Index ETF	8,896,519	3.4	-8.7	-12.3	-12.9	-6.9	6.8	7.0	10.3
Russell 1000 Value Index			-8.7	-12.2	-12.9	-6.8	6.9	7.2	10.5
iShares S&P Midcap 400 Index Fund ETF	6,367,922	2.4	-9.6	-15.4	-19.6	-14.7	6.8	7.0	10.8
S&P MidCap 400 Index			-9.6	-15.4	-19.5	-14.6	6.9	7.0	10.9
iShares S&P Small Cap 600 Index ETF	8,926,252	3.4	-8.5	-14.1	-18.9	-16.9	7.3	7.2	11.2
S&P SmallCap 600 Index			-8.5	-14.1	-18.9	-16.8	7.3	7.2	11.3
International Equity	66,506,661	25.3	-8.2	-12.2	-17.8	-19.5	2.4	2.7	5.3
Dodge & Cox International Stock	17,054,408	6.5	-8.8	-9.5	-10.0	-10.9	3.5	2.1	6.1
MSCI AC World ex USA Index			-8.6	-13.5	-18.2	-19.0	1.8	3.0	5.3
MSCI AC World ex USA Value			-9.0	-11.7	-11.4	-12.1	1.2	1.9	4.4
American Funds Europacific Growth F2	13,710,811	5.2	-8.8	-14.7	-25.1	-27.8	1.4	3.0	6.2
MSCI AC World ex USA Index			-8.6	-13.5	-18.2	-19.0	1.8	3.0	5.3
MSCI AC World ex USA Growth			-8.1	-15.6	-24.6	-25.6	1.9	3.8	6.1
Vanguard Developed Market Index Adm	14,518,092	5.5	-9.7	-14.1	-19.3	-18.2	2.0	2.6	5.8
Spliced Vanguard Developed Markets Index			-10.0	-15.3	-19.8	-18.7	1.7	2.4	5.7
DFA International Small Company I	7,275,973	2.8	-10.2	-15.0	-21.3	-19.8	2.8	1.9	7.0
MSCI World ex U.S. Small Cap Index (Net)			-11.2	-17.9	-23.9	-23.0	2.0	2.2	6.7
Vanguard FTSE Emerging Markets ETF	13,947,377	5.3	-3.9	-9.1	-14.9	-21.0	2.1	3.2	3.2
Vanguard Spliced Emerging Markets Index (Net)			-5.4	-10.5	-15.4	-21.2	2.1	3.2	3.4

The Policy Index consists of the following: 28% S&P 500, 2% S&P Mid Cap 400, 3% S&P Small Cap 600, 17% MSCI ACWI Ex US, 3% MSCI EAFE Small Cap, 6% MSCI Emerging Markets Free, 20% Bloomberg US Aggregate, 4% Bloomberg US 1-5 Yr Credit, 4% Bloomberg US TIPS, 3% FTSE NAREIT, 6% NCREIF ODCE Net, 2% Annualized Return, 2% 91-Day Treasury Bills. Schwab cash values reflect transactions in transit as provided by CFMC. CA Farmlink and Opportunity Fund funded 1/31/2019. Gresham TAP liquidated 5/29/2020. DFA Emerging Markets liquidated 5/14/2020. United Way of Monterey County funded 6/27/2022. ASB Market Value as of 3/31/2022. All data is preliminary.

Total Fund
Executive Summary - Preliminary (Net of Fees)

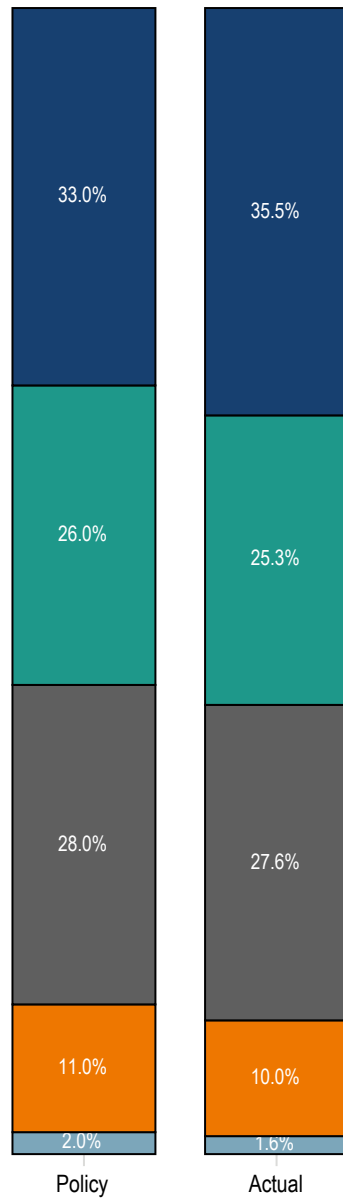
Community Foundation for Monterey - Long-Term Fund
Period Ending: June 30, 2022

	Market Value	% of Portfolio	1 Mo	QTD	YTD	1 Yr	3 Yrs	5 Yrs	10 Yrs
Domestic Fixed Income	72,574,290	27.6	-1.9	-4.4	-8.9	-8.6	0.4	1.7	2.1
Dodge & Cox Income	24,444,979	9.3	-2.2	-4.7	-9.7	-10.0	0.3	1.7	2.6
Blmbg. U.S. Aggregate Index			-1.6	-4.7	-10.3	-10.3	-0.9	0.9	1.5
JP Morgan Core Bond R6	29,842,925	11.4	-1.4	-4.3	-9.5	-9.5	-0.2	1.4	1.8
Blmbg. U.S. Aggregate Index			-1.6	-4.7	-10.3	-10.3	-0.9	0.9	1.5
Vanguard Short-Term Investment Grade Adm	9,128,708	3.5	-1.3	-1.9	-5.6	-6.1	0.2	1.2	1.7
Blmbg. U.S. Credit 1-5 Year Index			-1.2	-1.8	-5.3	-5.9	0.3	1.4	1.8
Vanguard Inflation-Protected Securities Adm	9,157,678	3.5	-3.1	-6.0	-8.6	-5.0	3.0	3.1	1.6
Blmbg. U.S. TIPS			-3.2	-6.1	-8.9	-5.1	3.0	3.2	1.7
Alternatives	26,356,598	10.0	-3.7	-7.8	-7.4	3.4	3.1	3.7	2.1
ASB Capital Management	10,991,712	4.2	0.0	0.0	7.3	16.8	7.3	6.7	8.6
NCREIF ODCE Net			0.0	0.0	7.1	22.7	10.0	8.6	9.7
DFA Real Estate Securities I	6,341,448	2.4	-6.9	-14.7	-19.2	-5.9	5.4	6.9	8.1
Wilshire U.S. REIT Index			-7.9	-18.5	-21.6	-6.7	4.0	5.3	7.3
Vanguard Real Estate Index Adm	6,200,221	2.4	-7.5	-15.5	-20.5	-8.1	4.7	5.7	7.5
Wilshire U.S. REIT Index			-7.9	-18.5	-21.6	-6.7	4.0	5.3	7.3
Vanguard Spliced Real Estate Index			-7.5	-15.4	-20.5	-7.9	4.9	5.8	7.6
Community Impact Investments	2,823,217	1.1	0.1	0.3	0.7	1.4	2.0	-	-
CA FarmLink	750,000	0.3	0.0	0.0	0.0	0.0	1.2	-	-
2.5% Annualized Return Index			0.2	0.6	1.2	2.5	2.5	2.5	2.5
Opportunity Fund	1,000,000	0.4	0.2	0.6	1.3	2.6	2.6	-	-
2.5% Annualized Return Index			0.2	0.6	1.2	2.5	2.5	2.5	2.5
CHIPSA	73,217	0.0	0.0	0.0	0.0	-	-	-	-
2.5% Annualized Return Index			0.2	0.6	1.2	2.5	2.5	2.5	2.5
United Way of Monterey County	1,000,000	0.4	0.0	-	-	-	-	-	-
2.5% Annualized Return Index			0.2	0.6	1.2	2.5	2.5	2.5	2.5
Cash and Equivalents	4,088,383	1.6	0.0	0.0	0.0	0.0	0.1	0.4	0.2
Schwab Value Advantage Money Premier	283,794	0.1	-0.1	-0.1	-0.1	-0.1	0.1	0.5	0.1
First National Cash	\$0	0.0	0.0	0.0	0.0	0.0	0.0	0.0	0.0
Rabobank Endowment	2,038,773	0.8	0.0	0.0	0.0	0.0	0.1	0.0	-
Schwab Cash	1,765,816	0.7	0.0	0.0	0.0	0.0	0.1	0.4	0.2
90 Day U.S. Treasury Bill			0.0	0.1	0.1	0.2	0.6	1.1	0.6

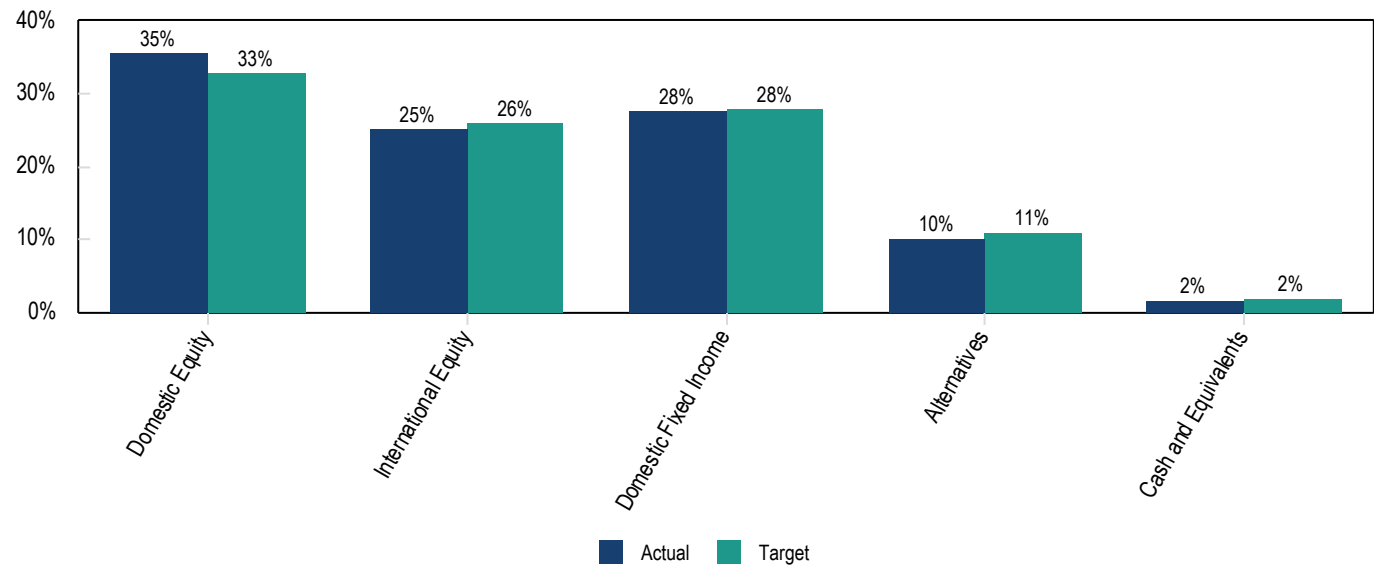
The Policy Index consists of the following: 28% S&P 500, 2% S&P Mid Cap 400, 3% S&P Small Cap 600, 17% MSCI ACWI Ex US, 3% MSCI EAFE Small Cap, 6% MSCI Emerging Markets Free, 20% Bloomberg US Aggregate, 4% Bloomberg US 1-5 Yr Credit, 4% Bloomberg US TIPS, 3% FTSE NAREIT, 6% NCREIF ODCE Net, 2% Annualized Return, 2% 91-Day Treasury Bills. Schwab cash values reflect transactions in transit as provided by CFMC. CA Farmlink and Opportunity Fund funded 1/31/2019. Gresham TAP liquidated 5/29/2020. DFA Emerging Markets liquidated 5/14/2020. United Way of Monterey County funded 6/27/2022. ASB Market Value as of 3/31/2022. All data is preliminary.

Total Fund Asset Allocation vs. Policy

Community Foundation for Monterey - Long-Term Fund Period Ending: June 30, 2022



	Current Balance (\$)	Current Allocation (%)	Policy Allocation (%)	Excess Allocation (%)	Policy Range (%)	Within IPS Range?
Domestic Equity	93,253,095	35.5	33.0	2.5	15.0 - 58.0	Yes
International Equity	66,506,661	25.3	26.0	-0.7	10.0 - 53.0	Yes
Domestic Fixed Income	72,574,290	27.6	28.0	-0.4	17.0 - 37.0	Yes
Alternatives	26,356,598	10.0	11.0	-1.0	3.0 - 23.0	Yes
Cash and Equivalents	4,088,383	1.6	2.0	-0.4	0.0 - 7.0	Yes
Total	262,779,027	100.0	100.0	0.0		



COMMUNITY FOUNDATION FOR MONTEREY COUNTY
MEDIUM-TERM PORTFOLIO
Activity for the Month of: June 2022

Market At Last Trade Date	Number of Shares	Code	Investment Account	Beginning Book	Beginning Market	Net Additions	Transfers	Interest & Dividends	Realized Gain(Loss)	Unrealized Gain(Loss)	Ending Book	Ending Market	Actual %	Board Policy
<u>CASH ACCOUNTS:</u>														
0.00	0.00	SWUXX	Schwab - Cash	372,507	372,507	34,804	27,914	3	0	0	435,225	435,225		
			TOTAL CASH	372,507	372,507	34,804	27,914	3	0	0	435,225	435,225	4.7%	0.0%
<u>BOND ACCOUNTS:</u>														
12.56	176,036.50	DODIX	Dodge & Cox Income Fund	2,427,777	2,274,392	0	(13,555)	13,555	0	(63,373)	2,427,777	2,211,018	24.0%	25.0%
10.08	135,347.98	VFSUX	Vanguard Short Term	1,452,378	1,384,610	0	(2,288)	2,288	0	(20,302)	1,452,378	1,364,308	14.8%	15.0%
9.91	222,848.48	VBTLX	Vanguard Total Bond Market Index	2,400,890	2,246,313	0	(4,341)	4,341	0	(37,884)	2,400,890	2,208,428	24.0%	25.0%
			TOTAL BONDS	6,281,046	5,905,314	0	(20,184)	20,184	0	(121,560)	6,281,046	5,783,754	62.8%	65.0%
			TOTAL FIXED INC.	6,653,553	6,277,821	34,804	7,731	20,186	0	(121,560)	6,716,271	6,218,980	67.6%	65.0%
<u>DOMESTIC:</u>														
169.00	9,442.38	VTHR	Vanguard Russell 3000	1,138,868	1,747,502	0	0	0	0	(151,739)	1,138,868	1,595,763	17.3%	19.0%
			TOTAL DOMESTIC	1,138,868	1,747,502	0	0	0	0	(151,739)	1,138,868	1,595,763	17.3%	19.0%
<u>INTERNATIONAL:</u>														
48.08	28,867.67	AEPFX	EuroPacific	1,471,695	1,531,141	0	(7,728)	7,728	0	(143,184)	1,471,695	1,387,957	15.1%	16.0%
			TOTAL INTERNATIONAL	1,471,695	1,531,141	0	(7,728)	7,728	0	(143,184)	1,471,695	1,387,957	15.1%	16.0%
			TOTAL EQUITIES	2,610,563	3,278,643	0	(7,728)	7,728	0	(294,923)	2,610,563	2,983,720	32.4%	35.0%
			GRAND TOTALS	9,264,115	9,556,464	34,804	3	27,914	0	(416,482)	9,326,834	9,202,700	100.0%	100.0%

Total Fund
Executive Summary - Preliminary (Net of Fees)

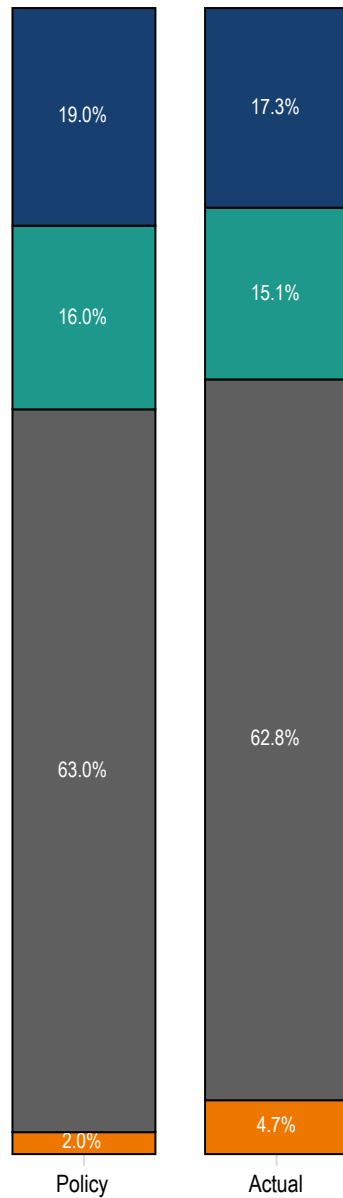
Community Foundation for Monterey - Medium-Term Fund
Period Ending: June 30, 2022

	Market Value	% of Portfolio	1 Mo	QTD	YTD	1 Yr	3 Yrs	5 Yrs	10 Yrs
Total Fund	9,202,700	100.0	-4.0	-7.8	-13.1	-12.2	2.4	3.5	-
<i>Policy Index</i>			-3.8	-7.9	-12.7	-11.4	2.0	3.3	4.4
Domestic Equity	1,595,763	17.3	-8.3	-16.8	-21.2	-14.0	9.7	10.4	-
Vanguard Russell 3000	1,595,763	17.3	-8.3	-16.8	-21.2	-14.0	9.7	10.4	12.4
<i>Russell 3000 Index</i>			-8.4	-16.7	-21.1	-13.9	9.8	10.6	12.6
International Equity	1,387,957	15.1	-8.8	-14.7	-25.1	-27.8	1.4	3.0	-
American Funds Europacific Growth F2	1,387,957	15.1	-8.8	-14.7	-25.1	-27.8	1.4	3.0	6.2
<i>MSCI AC World ex USA Index</i>			-8.6	-13.5	-18.2	-19.0	1.8	3.0	5.3
Domestic Fixed Income	5,783,754	62.8	-1.7	-4.0	-9.0	-9.2	-0.2	1.3	-
Vanguard Total Bond Market Index	2,208,428	24.0	-1.5	-4.7	-10.5	-10.4	-1.0	0.8	1.6
<i>Blmbg. U.S. Aggregate Index</i>			-1.6	-4.7	-10.3	-10.3	-0.9	0.9	1.5
Dodge & Cox Income	2,211,018	24.0	-2.2	-4.7	-9.7	-10.0	0.3	1.7	2.7
<i>Blmbg. U.S. Aggregate Index</i>			-1.6	-4.7	-10.3	-10.3	-0.9	0.9	1.5
Vanguard Short-Term Investment Grade Adm	1,364,308	14.8	-1.3	-1.9	-5.6	-6.1	0.2	1.2	1.8
<i>Blmbg. U.S. Credit 1-5 Year Index</i>			-1.2	-1.8	-5.3	-5.9	0.3	1.4	1.8
Cash and Equivalents	435,225	4.7	0.0	0.0	0.0	0.0	0.1	0.2	-
Schwab Cash	435,225	4.7	0.0	0.0	0.0	0.0	0.1	0.2	-
<i>90 Day U.S. Treasury Bill</i>			0.0	0.1	0.1	0.2	0.6	1.1	0.6

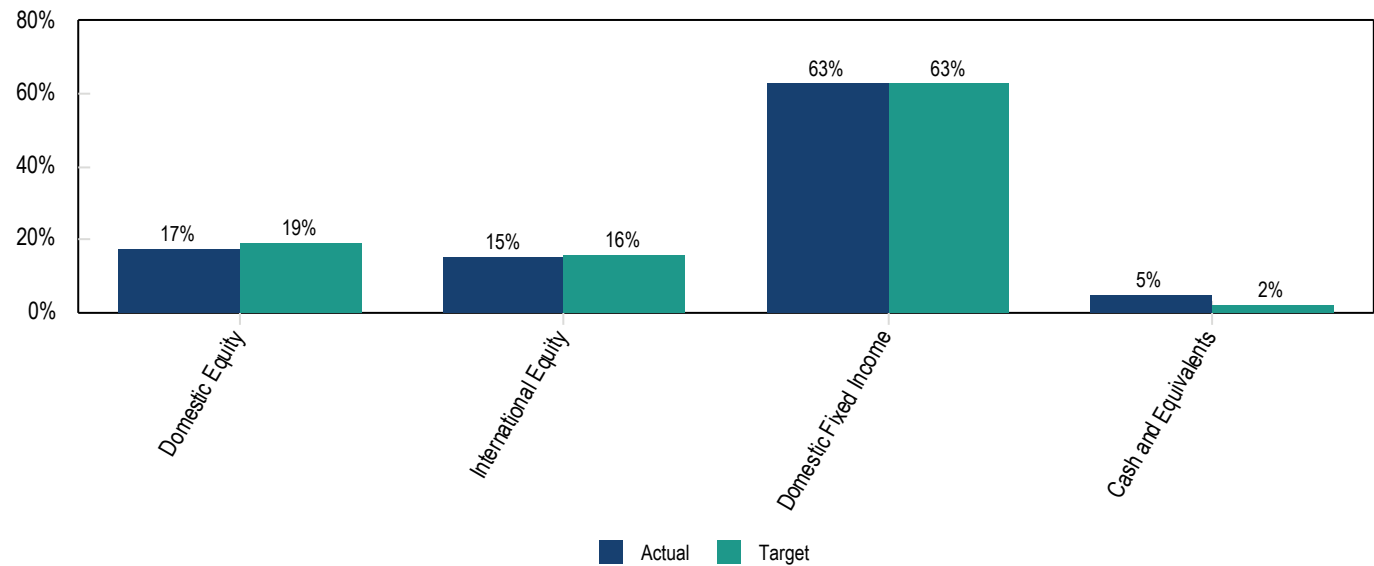
Policy Index: 19% Russell 3000, 16% MSCI ACWI Ex US, 48% Bloomberg US Aggregate, 15% Bloomberg 1-5 Year Gov/Credit, 2% 91 Day T-Bill. Medium Pool portfolio funded 5/13/2016. Fund performance has been backfilled and represents actual performance for periods shown. All data is preliminary.

Total Fund Asset Allocation vs. Policy

Community Foundation for Monterey - Medium-Term Fund Period Ending: June 30, 2022



	Current Balance (\$)	Current Allocation (%)	Policy Allocation (%)	Excess Allocation (%)	Policy Range (%)	Within IPS Range?
Domestic Equity	1,595,763	17.3	19.0	-1.7	10.0 - 30.0	Yes
International Equity	1,387,957	15.1	16.0	-0.9	5.0 - 25.0	Yes
Domestic Fixed Income	5,783,754	62.8	63.0	-0.2	40.0 - 75.0	Yes
Cash and Equivalents	435,225	4.7	2.0	2.7	-5.0 - 5.0	Yes
Total	9,202,700	100.0	100.0	0.0		



Policy Index: 19% Russell 3000, 16% MSCI ACWI Ex US, 48% Bloomberg US Aggregate, 15% Bloomberg 1-5 Year Gov/Credit, 2% 91 Day T-Bill. Medium Pool portfolio funded 5/13/2016. Fund performance has been backfilled and represents actual performance for periods shown. All data is preliminary.

COMMUNITY FOUNDATION FOR MONTEREY COUNTY
ESG FUND PORTFOLIO
Activity for the Month of: June 2022

Market At Last Trade Date	Number of Shares	Code	Investment Account	Beginning Book	Beginning Market	Net Additions	Transfers	Interest & Dividends	Realized Gain(Loss)	Unrealized Gain(Loss)	Ending Book	Ending Market	Actual %	Board Policy
<u>CASH ACCOUNTS:</u>														
		SWUXX	Schwab - Cash	237,111	237,111	419,836	5,001	2	0	0	661,950	661,950	10.8%	0.0%
<u>BOND ACCOUNTS:</u>														
9.28	240,862.29	TSBIX	TIAA Social Choice Bond Fund	2,444,791	2,280,966	0	(5,001)	5,001	0	(45,764)	2,444,791	2,235,202	36.3%	40.0%
<u>DOMESTIC EQUITY:</u>														
22.27	84,556.97	TISCX	TIAA Social Choice Equity Fund	1,733,785	2,059,808	0	0	0	0	(176,724)	1,733,785	1,883,084	30.6%	35.0%
<u>INTERNATIONAL EQUITY:</u>														
10.86	126,739.38	TSONX	TIAA Social Choice International	1,429,233	1,512,001	0	0	0	0	(135,611)	1,429,233	1,376,390	22.4%	25.0%
GRAND TOTAL				5,607,810	5,852,774	0	(5,001)	5,001	0	(358,099)	5,607,810	6,156,625	100%	100%

Total Fund
Executive Summary - Preliminary (Net of Fees)

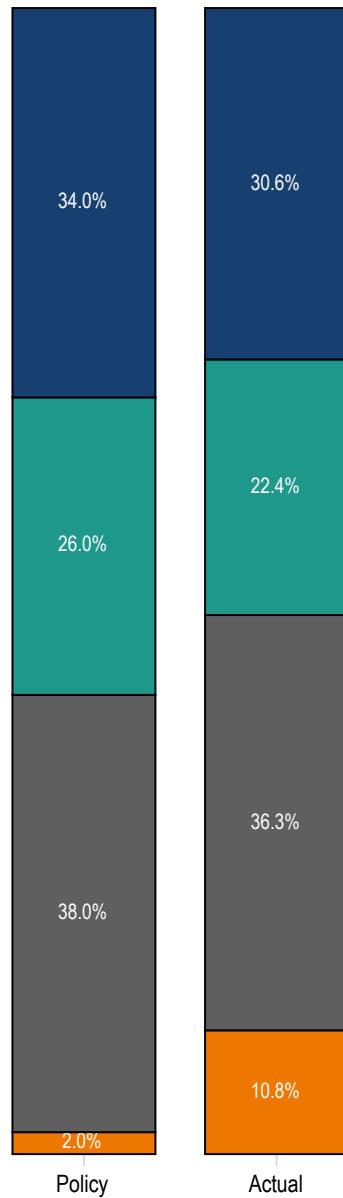
Community Foundation for Monterey - ESG Fund
Period Ending: June 30, 2022

	Market Value	% of Portfolio	1 Mo	QTD	YTD	1 Yr	3 Yrs	5 Yrs	10 Yrs
Total Fund	6,156,625	100.0	-5.8	-9.9	-15.0	-12.0	3.9	4.8	-
<i>Policy Index</i>			-5.8	-11.3	-16.2	-13.0	3.7	4.9	-
Domestic Equity	1,883,084	30.6	-8.6	-16.0	-21.6	-14.5	9.9	10.5	-
TIAA CREF Social Choice Equity Fund	1,883,084	30.6	-8.6	-16.0	-21.6	-14.5	9.9	10.5	12.3
<i>Russell 3000 Index</i>			-8.4	-16.7	-21.1	-13.9	9.8	10.6	12.6
International Equity	1,376,390	22.4	-9.0	-13.4	-19.1	-16.2	2.4	2.9	-
TIAA CREF Social Choice International Equity Fund	1,376,390	22.4	-9.0	-13.4	-19.1	-16.2	2.4	2.9	-
<i>MSCI EAFE Index</i>			-9.3	-14.3	-19.3	-17.3	1.5	2.7	5.9
Domestic Fixed Income	2,235,202	36.3	-1.8	-5.4	-11.1	-11.2	-1.0	0.9	-
TIAA CREF Social Bond Fund	2,235,202	36.3	-1.8	-5.4	-11.1	-11.2	-1.0	0.9	-
<i>Blmbg. U.S. Aggregate Index</i>			-1.6	-4.7	-10.3	-10.3	-0.9	0.9	1.5
Cash and Equivalents	661,950	10.8	0.0	0.0	0.0	0.0	0.0	0.1	-
Schwab Cash	661,950	10.8	0.0	0.0	0.0	0.0	0.0	0.1	-
<i>90 Day U.S. Treasury Bill</i>			0.0	0.1	0.1	0.2	0.6	1.1	0.6

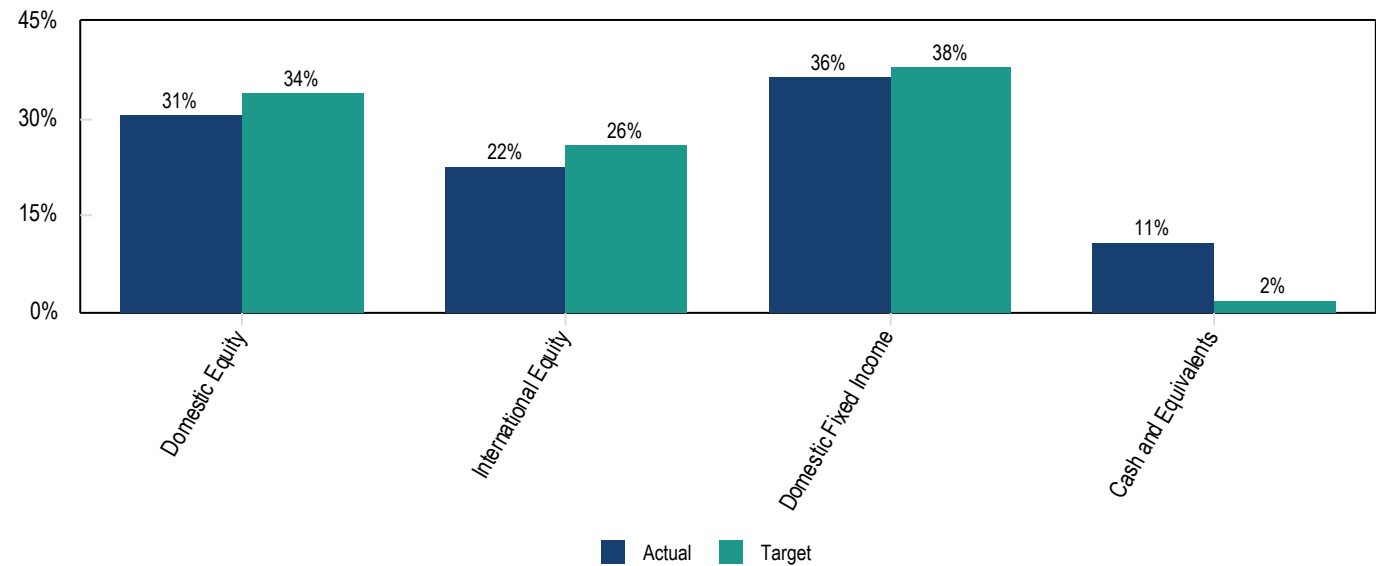
Policy Index: 34% Russell 3000, 26% MSCI EAFE, 38% Bloomberg US Aggregate, 2% 91 Day T-Bill. ESG Pool portfolio funded 9/29/2016. Fund performance has been backfilled and represents actual performance for periods shown. All data is preliminary.

Total Fund Asset Allocation vs. Policy

Community Foundation for Monterey - ESG Fund
Period Ending: June 30, 2022



	Current Balance (\$)	Current Allocation (%)	Policy Allocation (%)	Excess Allocation (%)	Policy Range (%)	Within IPS Range?
Domestic Equity	1,883,084	30.6	34.0	-3.4	20.0 - 65.0	Yes
International Equity	1,376,390	22.4	26.0	-3.6	15.0 - 40.0	Yes
Domestic Fixed Income	2,235,202	36.3	38.0	-1.7	30.0 - 50.0	Yes
Cash and Equivalents	661,950	10.8	2.0	8.8	0.0 - 5.0	No
Total	6,156,625	100.0	100.0	0.0		



COMMUNITY FOUNDATION FOR MONTEREY COUNTY

DRIM INVESTMENT PORTFOLIO

Activity for the Month of: June 2022

Market At Last Trade Date	Number of Shares	Code	Investment Account	Beginning Book	Beginning Market	Net Additions	Transfers	Interest & Dividends	Realized Gain(Loss)	Unrealized Gain(Loss)	Ending Book	Ending Market	Actual %
CASH ACCOUNTS:													
			Schwab - Cash	588,903	588,903	0	1,818	5	0	0	590,726	590,726	
			TOTAL CASH	588,903	588,903	0	1,818	5	0	0	590,726	590,726	22.1%
EQUITIES													
83.15	1,800.00	FIX	Comfort Systems USA	100,349	161,496	0	0	0	0	(11,826)	100,349	149,670	5.6%
81.10	3,000.00	FN	Fabrinet	149,560	260,610	0	0	0	0	(17,310)	149,560	243,300	9.1%
37.86	12,600.00	HASI	Hannon Armstrong	522,798	479,682	0	0	0	0	(2,646)	522,798	477,036	17.8%
162.41	750.00	HELE	Helen of Troy, LTD	103,793	138,893	0	0	0	0	(17,085)	103,793	121,808	4.6%
32.21	8,656.00	SHOO	Madden Steven, LTD	340,441	321,830	0	(1,818)	1,818	0	(43,020)	340,441	278,810	10.4%
88.13	2,500.00	MYRG	MYR Group	261,071	229,025	0	0	0	0	(8,700)	261,071	220,325	8.2%
116.74	1,900.00	NVEE	NV5 Global, Inc.	138,054	234,042	0	0	0	0	(12,236)	138,054	221,806	8.3%
74.64	2,000.00	WNS	WNS Holdings, LTD	96,064	145,540	0	0	0	0	3,740	96,064	149,280	5.6%
74.16	3,000.00	NEP	Nextera Energy Partners, LP	136,772	214,950	0	0	0	0	7,530	136,772	222,480	8.3%
			TOTAL EQUITIES	1,848,902	2,186,068	0	(1,818)	1,818	0	(101,553)	1,848,902	2,084,514	
GRAND TOTALS													
				2,437,805	2,774,971	0	0	1,823	0	(101,553)	2,439,628	2,675,240	100.0%

DRIM Review 5/31/2022



Neumeier Poma Investment Counsel (market value \$2,774,971)

PERFORMANCE

	1 MO	YTD	1 YR	SINCE INCEPTION (6/26/18)
DRIM Provider	-2.1%	-16.2%	-10.3%	6.6%
Policy Index (Russell 2000 Value)	1.9%	-8.3%	-7.7%	5.5%
Foundation	0.5%	-10.2%	-6.4%	--

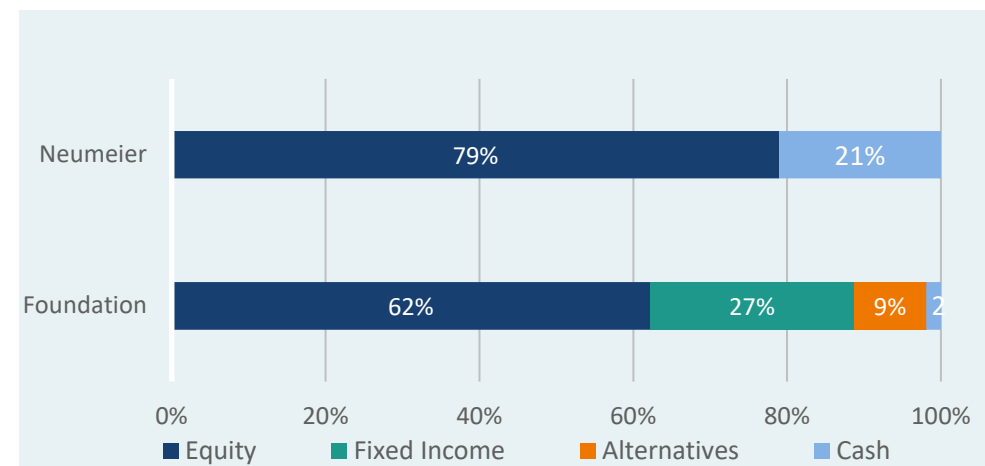
LARGEST HOLDINGS

	WEIGHT	% GAIN/LOSS
Money Market Fund	21.2%	--
Hannon Armstrong	17.3%	64.3%
Steven Madden	11.6%	105.7%
Fabrinet	9.4%	74.3%
NV5 Global Inc.	8.4%	69.5%
MYR Group Inc.	8.3%	-12.3%

ASSET ALLOCATION VS. MIN/MAX RANGE

ASSET CLASS	CURRENT	MIN	MAX
Equities	78.8%	70%	90%
Fixed Income	0%	0%	0%
Alternatives	0%	0%	10%
Cash & Equivalents	21.2%	10%	30%

ASSET ALLOCATION VS. FOUNDATION



Donor fund inception date: 6/26/2018. Returns 1 year and longer are annualized.

Note: During a quarterly review, the investment committee will also generally have the DRIM providers report for expanded detail.

COMMUNITY FOUNDATION FOR MONTEREY COUNTY			Changes in Fund Balances -- January 1 through June 30, 2022						
			Interfund			All Grants			
			Contrib'ns -	Investment	Interest &	& Pledges	Admin.	Expenses &	Ending
Fund Name	Beg. Fund	Contrib'ns	Other Inc	Gain (Loss)	Dividends	Paid/Rec'd	Fees	Transfers	Fund Balance
Admin - Operating									
Operating Fund	4,658,634	31,621	2,132,471	-	5,381	-	-	2,082,364	4,745,743
Subtotal Administration (1)	4,658,634	31,621	2,132,471	-	5,381	-	-	2,082,364	4,745,743
Affiliate Funds									
Community Fund for Carmel Valley - Endowed	23,556	(375)	-	(3,769)	199	-	227	10	19,374
Community Fund for Carmel Valley - Nonendowed	49,654	375	-	(8,134)	430	-	484	21	41,819
Northern Monterey County Foundation - Nonendowed	46,072	22,086	1,500	-	31	-	515	-	69,174
Northern Monterey County Foundation - Endowed	255,526	22,086	1,500	(43,664)	2,313	-	2,534	109	235,118
Southern Monterey County Foundation - Endowed	238,069	1,000	1,396	(39,294)	2,084	-	2,338	(2,600)	203,518
Southern Monterey County Foundation - Nonendowed	51,221	1,000	1,396	-	34	-	508	2,700	50,443
Subtotal Affiliate Funds (6)	664,097	46,173	5,793	(94,861)	5,091	-	6,606	239	619,447
Designated - Agency									
Animal Legal Defense Fund	23,559	-	-	(3,727)	197	913	224	10	18,883
Pauline and John Anderson Fund	965,357	-	-	(157,168)	8,303	-	5,869	400	810,224
William S. and Janice R. Anderson Fund	24,773	-	-	(3,577)	191	4,000	138	9	17,239
Tony P. and Marjorie Ayres Fund	67,588	-	-	(11,004)	581	-	411	28	56,727
Nancy Parker Benham Endowment Fund	1,659,872	-	-	(270,288)	14,279	-	9,324	688	1,393,852
Central Coast Lighthouse Keepers Fund	983,957	-	-	(156,069)	8,261	36,212	5,869	399	793,669
Joseph and Betty Chaffers Fund	1,232,078	-	-	(198,131)	10,477	21,738	7,189	505	1,014,992
Cislini Fund	11,575,439	-	-	(1,886,552)	99,661	-	36,922	4,798	9,746,829
Howard and Lynn Classen Endowment	21,557	-	-	(3,510)	185	-	131	9	18,092
Communities for Sustainable Monterey County	153,076	-	-	(24,933)	1,317	-	745	63	128,652
Teacher Pathway Fund: CSUMB	12,265	-	-	-	8	-	61	-	12,212
Arts Council of Monterey County Endowment Fund	19,374	-	-	(3,073)	163	713	116	8	15,627
The Gloria S. Daly Endowment Fund for All Saints' Episcopal Day School	42,082	-	-	(6,675)	353	1,549	251	17	33,944
Charles Auguste de Guigne Charitable Foundation	22,346,406	103	-	(3,521,848)	186,517	1,058,228	61,817	9,026	17,882,107
Frances Elgan & Werner Kunkel Fund	2,533,606	-	-	(412,601)	21,797	-	13,575	1,050	2,128,178
Howard W. and Elva M. Elliott Trust Fund	4,455,200	-	-	(725,978)	38,352	-	16,262	1,846	3,749,466
Equal Access Monterey Bay Fund	506	-	-	(74)	2	-	2	0	432
The Herman Fletcher Fund	417,954	-	-	(68,046)	3,595	-	2,541	173	350,788
A Fork in the Road-A Fund Providing a Path to a Science Career	201,175	-	-	(32,753)	1,730	-	1,223	83	168,846
John Gill ALS Patient Support Fund	181,855	-	-	(28,845)	1,527	6,694	1,085	74	146,685
Rodney & Betty Guilfoil Fund	776,250	-	-	(126,380)	6,677	-	4,719	322	651,506
The Edgar H. Haber and Terry Jones Haber Fund	3,315,380	-	-	(539,981)	28,527	-	16,815	1,374	2,785,737
Jack and Donna Hardy Fund	23,623	-	-	-	16	-	236	-	23,403
Teacher Pathway Fund: Hartnell College	630	-	-	-	14	-	3	-	641
Hester Hyde Griffin Fund for All Saints Day School	479,544	-	-	(76,062)	4,026	17,651	2,860	195	386,803
The Hudson Fund	56,375	-	-	(9,178)	485	-	343	23	47,315
Ward D. and Mary T. Ingram Fund	186,413	-	-	(30,349)	1,603	-	1,133	77	156,456
Bob Jones Boy Scout Camping Fund	27,182	-	-	(4,313)	228	983	162	11	21,941
The William Kiepura Fund	1,580,541	-	-	(257,366)	13,597	-	8,938	655	1,327,178
Jack and Patricia Kilmartin Fund	467,631	-	-	(74,181)	3,927	17,132	2,789	190	377,265
Esther H. Lindsey Youth Fund	39,053	-	-	(6,335)	336	-	185	16	32,853
Sandy Loiacono Scholarship Fund	160,606	-	-	(25,692)	1,359	4,000	964	66	131,244
John H. Marble Endowment Fund	10,918,144	-	-	(1,756,477)	92,879	201,095	35,070	4,480	9,013,901
MBD Fund	2	-	-	-	-	-	0	-	2

COMMUNITY FOUNDATION FOR MONTEREY COUNTY			Changes in Fund Balances -- January 1 through June 30, 2022						
			Interfund			All Grants			
			Contrib'ns -	Investment	Interest &	& Pledges	Admin.	Expenses &	Ending
Fund Name	Beg. Fund	Contrib'ns	Other Inc	Gain (Loss)	Dividends	Paid/Rec'd	Fees	Transfers	Fund Balance
Jane P. McKay Endowment Fund for the Big Sur Land Trust	193,435	-	-	(30,681)	1,624	7,120	1,154	79	156,025
Jane P. McKay Endowment Fund for Door to Hope	193,416	-	-	(30,678)	1,624	7,119	1,154	79	156,010
Jane P. McKay Endowment Fund for the Hartnell College	194,232	-	-	(30,808)	1,631	7,149	1,159	79	156,669
Monterey County Symphony Association Fund	118,301	-	-	(18,764)	993	4,354	706	48	95,423
Perry D. and Barbara R. Miller Charitable Fund	1,023,884	-	-	(166,698)	8,807	-	6,210	424	859,359
Montage Health Support Fund at the Community Foundation for Monterey County	55,891	-	-	(9,104)	481	-	272	23	46,973
Joyce Morris Fund	590,844	-	-	(96,194)	5,082	-	3,592	245	495,895
Margaret L. Musser Restricted Fund	1,865,194	-	-	(303,731)	16,046	-	10,323	773	1,566,414
Susan A. Nerney Budding Performer Fund	50,904	-	-	(7,406)	175	-	310	12	43,352
F. Robert Nunes Family Fund	2,605,076	-	-	(424,242)	22,412	-	13,923	1,079	2,188,244
Perry-Downer House Fund	107,516	-	-	(17,047)	902	4,012	641	44	86,674
St. James Buildings Renovation Fund	99,060	-	-	(8,273)	201	78,708	414	14	11,852
Anne Thorp Memorial Fund	63,325	-	-	(8,627)	412	-	384	15	54,712
Dr. James Valentine Fund	12,534,443	-	-	(2,042,890)	107,920	-	39,256	5,196	10,555,020
Maud Porter Work Rose Garden Fund	146,851	-	-	(23,292)	1,233	5,405	876	60	118,451
Carl Young Memorial Earth Science Endowment Fund	30,340	2,000	-	(5,094)	273	932	188	13	26,386
YWCA Endowment Fund	76,693	-	-	(12,164)	644	2,823	457	31	61,861
Subtotal Designated - Agency (51)	84,898,460	2,103	-	(13,656,858)	721,631	1,488,530	318,992	34,806	70,123,008
Unrestricted									
21st Century Fund - Health, Education, Social & Community Svcs	1,314,337	-	-	(213,075)	11,247	10,000	12,773	543	1,089,193
Kathleen and Austin Barrows Fund	778,801	-	-	(126,648)	6,691	-	7,568	322	650,953
Wendy (Millard) Benjamin Fund	775,799	-	-	(126,141)	6,665	-	7,539	321	648,463
Nancy Jane Bletzer Fund	652,619	-	-	(106,112)	5,606	-	6,342	270	545,501
Cislini Fund #2 - 15% Discretionary	1,909,513	-	-	(310,476)	16,404	-	18,557	790	1,596,093
Leland Edmund Dake and Gloria Urban Dake Fund	533,994	-	-	(86,824)	4,587	-	5,189	221	446,346
Mary Jane Drummond Fund	814,480	-	-	(132,162)	6,978	4,260	7,915	337	676,784
Lewis and Gloria Fenton Fund	191,606	-	-	(31,195)	1,648	-	1,165	79	160,814
The Fund for Monterey County	8,408,622	58,013	-	(1,194,686)	83,650	125,570	81,468	3,046	7,145,515
General Endowment Fund of the Community Foundation #2	109,635	-	-	(14,918)	713	-	1,062	26	94,341
General Endowment-NGP Grants	4,600	-	45,400	-	-	8,000	-	-	42,000
General Endowment - Opportunity Fund	23,178	-	131,822	-	-	45,266	-	-	109,734
Marilyn & Philo Holland Fund	81,670	-	-	(13,279)	702	-	794	34	68,265
Lauralie and J. J. Irvine Fund	9,894,161	-	-	(1,609,736)	84,874	62,860	96,005	4,105	8,206,329
George P. and Betty Kendall Memorial Fund	48,633	-	-	(7,908)	418	-	473	20	40,651
Phyllis Geer Krystal Fund	-	296	-	(79,450)	3,495	-	-	(793,372)	717,713
Leo Lanini Fund	29,927	-	-	(4,866)	257	-	291	12	25,015
The Barbara and Joseph Lee Fund	106,774	-	-	(17,361)	917	-	1,038	44	89,249
Esther H. Lindsey Fund	117,159	-	-	(19,006)	1,009	-	556	48	98,558
LLC #1 CFMC Real Estate	-	-	-	-	-	-	-	-	-
The John and Nancy Love Fund	1,005,371	-	-	(163,468)	8,637	-	9,770	416	840,353
Jan and Tannie Mandel Fund	177,550	-	-	(28,869)	1,525	-	1,725	73	148,408
John R. Marron Fund	1,154,977	-	-	(187,793)	9,922	-	11,224	478	965,404
Paul Edward and Gay Delores Rochester Fund	261,303	-	-	(42,486)	2,245	-	2,539	108	218,414
Donna Roop Fund	397,820	-	-	(64,683)	3,417	-	3,866	165	332,524
The Scott Fund	135,370	-	-	(21,686)	1,140	5,156	1,316	56	108,297
Renita K. Seibel Fund	64,119	-	-	(10,425)	551	-	623	27	53,595
Clyn & Pamela Smith Fund	42,826	-	-	(6,963)	368	-	416	18	35,797

COMMUNITY FOUNDATION FOR MONTEREY COUNTY			Changes in Fund Balances -- January 1 through June 30, 2022						
			Interfund			All Grants			
			Contrib'n's -	Investment	Interest &	& Pledges	Admin.	Expenses &	Ending
Fund Name	Beg. Fund	Contrib'n's	Other Inc	Gain (Loss)	Dividends	Paid/Rec'd	Fees	Transfers	Fund Balance
Evelyn Torras Fund	500,466	-	-	(81,373)	4,299	-	4,864	207	418,322
CFMC Trustees Fund	7,943	-	-	(1,292)	68	-	77	3	6,639
Subtotal Discretionary - General (30)	29,543,255	58,308	177,222	(4,702,880)	268,033	261,112	285,158	(781,603)	25,579,271
Field of Interest									
Ruth L. and Wilbur K. Amonette Fund - Arts and education	895,537	-	-	(144,688)	7,629	14,637	8,703	370	734,768
The Todd Lueders Fund for the Arts - Arts	1,571,911	1,000	-	(255,634)	13,507	-	15,271	650	1,314,863
Nancy Jane Bletzer Fund for Animal Welfare	1,958,255	-	-	(318,401)	16,822	-	19,031	810	1,636,835
Paul Block, Jr. Fund - Elderly	178,712	-	-	(28,634)	1,506	6,728	1,737	74	143,045
Patricia J. Boles - Arts	799,512	-	-	(128,715)	6,778	30,363	7,770	330	639,113
Maureen Bradford Fund - Needy children and abused women	144,617	-	-	(23,183)	1,220	5,446	1,405	60	115,743
Stephen and Madeleine Conran Fund - Needy children and seniors	4,571,886	-	-	(743,167)	39,250	23,670	44,425	1,895	3,797,979
The John & Mary Dawson Learning Fund	1,660,777	-	-	(273,006)	14,420	-	16,135	695	1,385,361
Doud Fund #1 - Historic Preservation	2,144,889	-	-	(351,150)	18,546	5,700	20,840	894	1,784,851
Ken and Gundy DuVall Fund - Multi Purpose	7,660,176	-	-	(1,245,502)	65,805	-	74,443	3,169	6,402,867
Fund for the Environment - Environment	1,031,861	1,000	-	(149,033)	3,533	18,756	10,029	237	858,338
Fred Farr Environmental Stewardship Fund	78,025	-	-	(12,686)	670	-	758	32	65,218
Cyrus F. Fitton Fund - Seniors, youth and handicapped	990,848	-	-	(159,176)	8,377	30,684	9,629	408	799,328
Jean P. Fitton Fund - Monterey County teachers	855,985	-	-	(139,178)	7,353	-	8,319	354	715,487
The Rudy E. Futer Fund for Human & Humane Needs	10	-	-	-	-	-	10	-	-
Good Neighbor Basic Human Needs	125,237	-	-	(20,363)	1,076	-	1,217	52	104,681
Gumm Fund for the Performing Arts	349,435	-	-	(56,816)	3,002	-	3,396	145	292,080
Elmer Mills Harris Fund - Elder Assistance	387,569	-	-	(63,017)	3,329	-	3,766	160	323,955
Douglas Madsen Fund for HIV/AIDS Housing in Monterey County	1,475,752	-	-	(247,510)	13,076	-	8,423	630	1,232,265
Jeanne Smith-Holmquist Fund	36,011	-	-	(5,863)	310	-	219	15	30,224
The Fund for Homeless Women	315,324	1,280	-	(51,392)	2,713	-	3,064	131	264,731
The Fund for Homeless Women Non-Endowed Fund	116,977	76,411	22,000	-	117	-	1,402	643	213,460
Phyllis Geer Krystal Fund for Animal Welfare	1,686,419	-	793,517	(284,188)	14,897	-	11,437	794,240	1,404,969
Terry Layne Fund for Beach Protection	379,747	-	-	(61,826)	3,266	-	2,309	157	318,721
Leslie Mulford Fund	27	-	-	-	-	-	0	-	27
Kathleen and Howard Marks Fund - Elderly & Animals	753,614	-	-	(121,856)	6,426	10,772	7,324	311	619,778
The McKay Fund - Multi Purpose	244,966	-	-	(39,244)	2,063	9,309	2,381	101	195,995
Monterey County Tolerance and Acceptance Fund	18,030	-	-	(2,932)	155	-	175	7	15,071
The MPUSD Arts Fund	4,705	-	-	-	3	-	47	-	4,661
Engracia Irene Murray Field of Interest Fund	969,285	-	-	(156,992)	8,281	10,000	9,370	400	800,804
Musser Fld of Interest Fund - Elder Care & Prep Schools	2,461,798	-	-	(400,905)	21,186	-	23,922	1,021	2,057,136
Orrick Fund - Abused and needy youth	51,983	-	-	(8,452)	447	-	505	22	43,451
Out Reach - A Fund for LGBT Life in Monterey County	91,166	2,000	-	(14,823)	783	-	886	38	78,203
June P. Sheppard Fund for the Performing Arts	111,632	-	-	(18,151)	959	-	1,085	46	93,309
Siembra Latinos Fund - Nonendowed	12,865	3,258	1,300	(2,382)	130	-	129	6	15,036
Siembra Latinos Fund - Endowed	70,955	950	-	(11,652)	617	-	693	30	60,146
Dr. Frank Pye Smith Medical Facilities Fund	2,455,523	-	-	(397,792)	20,997	25,000	23,738	1,015	2,028,975
Robert and Virginia Stanton Endowment Fund	5,134,322	-	-	(835,178)	44,125	-	43,673	2,125	4,297,471
Irving R. and Helen G. Stuart Fund	118,234	-	-	(18,944)	996	4,452	1,149	49	94,636
The James M. and Marjorie E. Sturgeon Fund - Social Services	109,150	-	-	(17,747)	938	-	1,061	45	91,234
Tri-Counties Blood Bank - Health	458,336	-	-	(74,523)	3,937	-	4,454	190	383,107
Shirley I. Thackara Fund - health & education	142,809	-	-	(23,051)	1,215	2,688	1,388	59	116,838
Evelyn and Spencer Thompson Fund to Help Feed the Hungry	30,068	-	-	(4,889)	258	-	292	12	25,133

COMMUNITY FOUNDATION FOR MONTEREY COUNTY			Changes in Fund Balances -- January 1 through June 30, 2022						
			Interfund			All Grants			
			Contrib'n's -	Investment	Interest &	& Pledges	Admin.	Expenses &	Ending
Fund Name	Beg. Fund	Contrib'n's	Other Inc	Gain (Loss)	Dividends	Paid/Rec'd	Fees	Transfers	Fund Balance
Dr. George & Sam Kih Thorngate Family Fund - Medical Equipment	960,405	-	-	(155,527)	8,206	10,000	9,333	397	793,354
Anita Tarr Turk Fund for Breast Cancer Research	1,878,429	-	-	(305,422)	16,137	-	18,255	777	1,570,112
The Women's Fund	2,267,005	8,603	5,000	(322,697)	7,636	100,777	21,534	512	1,842,723
Youth Fund - Youth	85,022	-	-	(13,623)	716	3,200	826	35	68,054
Florence Haspel Zeve Award Fund	35,095	-	-	(5,590)	293	1,000	336	14	28,448
Subtotal Field of Interest (48)	47,880,897	94,502	821,817	(7,715,501)	393,706	313,182	446,294	813,362	39,902,583
Donor-Advised									
Antle Family Fund	4,293,046	-	-	(688,350)	36,415	110,000	19,195	1,759	3,510,157
Ausonio Family Fund	1,931,107	-	-	(308,377)	16,308	61,500	10,519	788	1,566,231
Peggy Downes Baskin Fund for Women's Reentry	63,130	-	-	(9,707)	343	-	384	26	53,356
Howard Franklin Bowker Numismatic Projects Endowment Fund	1,823,740	-	-	(296,933)	15,690	-	9,947	755	1,531,795
Chappellet Youth, Arts and Ecology Fund	14,606	-	-	(2,378)	126	-	89	6	12,259
Colleagues of the Arts Endowment Fund	147,669	-	-	(23,728)	1,246	5,600	718	61	118,809
Marcia F. DeVoe Fund	1,128,295	-	-	(182,851)	9,656	6,400	6,726	465	941,509
Helen R. Doe Fund	26,338	-	-	(4,288)	227	-	160	11	22,106
Jean and Jim Duff Fund	1,746,061	-	-	(287,275)	15,177	-	9,741	731	1,463,491
Davis Factor, Jr. and Christine B. Factor Fund	131,738	-	-	(21,448)	1,133	-	801	55	110,568
Farrell/Allen/LaSalle Carmel Rotary Fund	6,831,540	-	-	(1,090,522)	57,370	196,500	25,150	2,783	5,573,955
Farrell/Allen Carmel Rotary Fund	1,111,672	36,164	-	(183,473)	9,665	29,000	6,686	468	937,873
Doris Parker Fee Fund	364,005	-	-	(59,263)	3,131	-	2,213	151	305,509
Ted Fehring Family/Carmel Host Lions Club Fund	57,306	-	-	(9,016)	474	-	341	2,217	46,207
Lori and Lou Flagg Memorial Youth Fund	1,848,209	-	-	(300,964)	15,900	-	10,241	766	1,552,139
Fuhs Family Foundation Fund	-	-	-	(240,288)	17,434	40,000	5,855	(2,115,007)	1,846,298
Jessica Govea-Thorbourne Memorial Fund	256,543	10,000	-	(43,304)	2,292	-	1,590	110	223,831
Harlan and Barbara Hall Fund	956,797	-	-	(155,774)	8,230	-	5,817	396	803,039
Hicks Fund for the Arts	982	-	-	(160)	8	-	6	0	824
Elmer G. and William G. Hitchcock Fund	203,225	-	-	(33,087)	1,748	-	1,236	84	170,567
Mary and Peter Hobley Memorial Fund	62,955	-	-	(10,021)	527	2,000	376	26	51,059
Cappy Martin/Vernon Hurd Monterey Rotary Club Fund	1,285,715	600	-	(208,485)	10,999	15,000	7,505	532	1,065,791
The Kohn Family Theatre and Arts Fund	41,254	-	-	(6,717)	355	-	251	17	34,625
Jefferson and Frances Larkey Memorial Fund	116,551	-	-	(18,975)	1,002	-	709	48	97,821
William R. and Duncan B. Lewis Family Foundation Fund	1,242,722	-	-	(202,343)	10,690	-	7,295	515	1,043,260
Phyllis and Herbert Lister Fund	92,915	-	-	(15,127)	799	-	565	38	77,983
Valera Whitford Lyles Fund	38,342	-	-	(6,014)	315	2,000	227	15	30,402
John and Kristina Magill Fund	60,422	-	-	(9,711)	511	2,000	367	25	48,829
The Marcus Family Fund	35,006	-	-	(5,699)	301	-	213	15	29,380
The Ann Mayer Hiller Memorial Fund	107,263	-	-	(17,349)	915	1,000	649	44	89,136
Catherine L. and Robert O. McMahan Fund	880,717	-	-	(143,761)	7,577	-	5,355	366	738,813
McMahan Family Fund	868,749	-	-	(141,439)	7,472	-	5,282	360	729,140
Marjorie McNeely Fund for the Blind or Illiterate	270,095	-	-	(42,810)	2,239	10,000	1,611	109	217,804
Lenore and Dale Meyer Fund	6,408,407	-	-	(1,013,448)	53,073	247,500	24,037	2,587	5,173,909
Malcolm and Joanne Millard Fund	118,627	-	-	(19,314)	1,020	-	721	49	99,564
Monterey Peninsula Sunrise Rotary Club Fund	38,579	-	-	(6,281)	332	-	235	16	32,379
Matthew Simis and Michael Gray Fund	40,343	-	-	(6,525)	345	-	504	17	33,642
Don Nucci Fund for the Salinas Valley	52,526	-	-	(8,333)	441	1,922	313	21	42,378
The James M. Shade Memorial Fund	867,786	-	-	(141,283)	7,464	-	5,276	359	728,332
Ramsey Shirk Fund	1,000,506	-	-	(159,501)	8,383	31,000	6,008	408	811,972

COMMUNITY FOUNDATION FOR MONTEREY COUNTY			Changes in Fund Balances -- January 1 through June 30, 2022						
			Interfund			All Grants			
			Contrib'n's -	Investment	Interest &	& Pledges	Admin.	Expenses &	Ending
Fund Name	Beg. Fund	Contrib'n's	Other Inc	Gain (Loss)	Dividends	Paid/Rec'd	Fees	Transfers	Fund Balance
Salinas Rotary Club Fund	61,226	1,250	-	(10,108)	536	-	375	26	52,504
Fund for the Salinas Valley	102,928	-	-	(16,758)	885	-	626	43	86,387
Salinas Rodeo Rotary Club Fund	16,688	-	-	(2,717)	144	-	101	7	14,006
Salinas Steinbeck Rotary Club Fund	2,794	-	-	(455)	24	-	17	1	2,345
Robert and Leslie Taylor Fund	57,277	-	-	(9,325)	493	-	348	24	48,072
Terman and Borreson Family Fund	1,201,541	-	-	(194,399)	10,252	18,000	7,089	496	991,808
Trinidad and Lupe Gomez Family Fund	193,465	-	-	(31,437)	1,659	1,000	1,176	80	161,431
Tyler Visiting Fellowship in Residence Fund	65,173	-	-	(10,270)	539	2,500	389	26	52,527
William and Susanne Tyler Fund	357,693	-	-	(58,235)	3,077	-	2,175	148	300,211
Willemsen Family Fund	832,766	-	-	(134,083)	7,077	10,000	5,033	341	690,386
Subtotal Donor Advised (50)	39,457,040	48,014	-	(6,592,107)	352,020	792,922	202,242	(2,096,616)	34,366,419
Restricted - Award									
American Culinary Federation, Marc H. Vedrines Scholarship Fund	59,284	-	750	(10,227)	541	-	1,201	26	49,122
Dr. William D. Barr Fund for Educational Leadership	38,625	-	-	(6,250)	330	575	282	16	31,833
Butterfield Fund-No. Ca. Book Publicist's Assoc.	53,272	-	-	(8,669)	458	-	389	22	44,650
Allen S. Griffin Fund - Teaching Awards	175,151	-	-	(28,503)	1,506	-	1,277	73	146,803
Theodore R. Sarbin Research and Scholarship Award Fund	30,138	-	-	(4,905)	259	-	220	12	25,261
Robert Stanton Award Fund	54,573	-	-	(8,881)	469	-	398	23	45,741
Taylor Farms Scholarship Fund	31,417	147,900	-	-	29	150,000	2,900	-	26,446
Traven Tapson Foundation	-	16,625	-	(645)	53	-	333	1	15,699
Subtotal Restricted Award (9)	442,461	164,525	750	(68,080)	3,645	150,575	6,999	173	385,554
Restricted - Agency									
Alliance on Aging	20,817	-	-	(3,308)	175	726	99	8	16,850
All Saints' Day School Endowment Fund	27,377	-	-	(4,348)	230	975	131	11	22,143
Alzheimer's Association of Monterey County	39,838	-	-	(6,324)	335	1,450	190	16	32,193
The Boys and Girls Club of the Monterey Peninsula Fund	151,523	-	-	(24,047)	1,273	5,549	723	62	122,414
Laurie Boone Hogen Appreciation Fund for Excellence in Teaching	72,051	-	-	(11,435)	605	2,639	344	29	58,210
Big Sur Health Center Endowment Fund	478,077	-	-	(77,869)	4,114	-	2,326	198	401,797
The Big Sur Land Trust Conservation Fund	46,041	-	-	(7,186)	381	2,751	217	18	36,250
Fred Farr & Edwin Bliss Buckeye Memorial Fund	121,567	-	-	(19,801)	1,046	-	591	50	102,170
Blind and Visually Impaired Center Fund	135,109	-	-	(21,444)	1,135	4,931	645	55	109,169
Casa Amesti House and Garden Endowment	570,816	23,000	-	(95,921)	5,107	-	2,706	243	500,052
Casa Amesti Foundation Building Endowment Fund	568,630	-	-	(92,626)	4,893	-	2,641	236	478,021
David Allen Bernahl, II Local Heroes Fund for CASA	27,355	-	-	(4,456)	235	-	133	11	22,991
Carl Cherry Center for the Arts	28,093	-	-	(4,459)	236	1,029	134	11	22,696
Chartwell School Scholarship Endowment Fund	800,172	-	-	(126,989)	6,722	29,321	3,820	325	646,439
Children's Services International	14,460	-	-	(2,295)	121	530	69	6	11,682
Chamber Music Monterey Bay	26,453	-	-	(4,198)	222	969	126	11	21,371
Carmel Music Society	169,300	-	-	(26,869)	1,422	6,201	808	69	136,775
Carmel Public Library Fund-Children's Fund	279,148	-	-	(44,301)	2,345	10,229	1,333	113	225,516
Carmel Public Library Fund	194,190	-	-	(30,818)	1,631	7,116	927	79	156,881
Community Partnership for Youth Fund	19,214	-	-	(3,049)	161	704	92	8	15,523
39 Craftsmen/MY Museum	14,029	-	-	(2,226)	118	514	67	6	11,334
Friends of the Carmel Valley Library Fund	35,278	-	-	(5,578)	293	-	169	1,285	28,539
Carmel Woman's Club Fund	243,002	-	-	(38,565)	2,041	8,906	1,160	99	196,314
Carmel Woman's Club "Women to Women" Scholarship Fund	69,879	19,850	-	(11,919)	637	-	340	29	78,078

COMMUNITY FOUNDATION FOR MONTEREY COUNTY			Changes in Fund Balances -- January 1 through June 30, 2022						
			Interfund			All Grants			
			Contrib'n's -	Investment	Interest &	& Pledges	Admin.	Expenses &	Ending
Fund Name	Beg. Fund	Contrib'n's	Other Inc	Gain (Loss)	Dividends	Paid/Rec'd	Fees	Transfers	Fund Balance
Elkhorn Slough Foundation, Inc. Fund	48,979	-	-	(7,773)	411	1,792	234	20	39,571
Fenton Founders:Youth Music Monterey	68,184	-	-	(10,821)	573	2,500	325	28	55,083
Food Bank for Monterey County Endowment Fund	99,368	4,500	-	(16,419)	874	3,395	486	42	84,400
Gateway Center of Monterey County	-	20,000	-	(2,622)	170	-	62	6	17,480
Girl Scouts of California's Central Coast Endowment Fund	104,952	-	-	(16,658)	882	3,828	501	43	84,804
Mayor Joe Gunter Memorial Fund for the Veterans Day Parade	11,834	-	-	(1,834)	97	824	56	5	9,213
Goodwill Industries	30,323	-	-	(4,939)	261	-	148	13	25,485
Health Projects Center Fund	26,320	-	-	(4,287)	226	-	128	11	22,120
Interim, Inc. Mental Illness Endowment Fund	28,957	-	-	(4,716)	249	-	141	12	24,336
Kinship Center Fund	15,608	-	-	(2,477)	131	570	75	6	12,611
Bishop Kip Fund for All Saints School	235,057	-	-	(37,306)	1,975	8,596	1,122	95	189,912
Legal Services for Seniors	34,002	-	-	(5,538)	293	-	165	14	28,577
LULAC Council # 2055 Fund	19,187	-	-	(3,046)	161	697	92	8	15,506
Lyceum Founders' Fund in Memory of Vera Hering and Claire Kennedy	40,244	-	-	(6,387)	338	1,475	192	16	32,511
Director Emeritus Richard Tyler Scholarship Award	23,909	-	-	(3,894)	206	-	116	10	20,094
Monterey County Historical Society	17,194	-	-	(2,726)	144	651	82	7	13,872
Meals on Wheels - Monterey Peninsula	145,947	-	-	(23,162)	1,226	5,346	697	59	117,909
Eve Mills-Meals on Wheels-Salinas	101,198	-	-	(16,060)	850	3,708	483	41	81,755
Meals on Wheels -Salinas	51,225	-	-	(8,130)	430	1,877	245	21	41,384
Foundation for Monterey County Free Libraries - Dallas Shaffer Book Fund	142,929	-	-	(22,683)	1,201	5,237	682	58	115,469
Foundation for Monterey County Free Libraries - General Endowment	77,239	-	-	(12,581)	665	-	376	32	64,915
Foundation for Monterey County Free Libraries - Staff Development Fund	17,700	-	-	(2,809)	149	649	84	7	14,299
Monterey History and Art Association Endowment Fund	528,698	-	-	(83,907)	4,441	19,360	2,524	215	427,133
Valley of the Moon Legacy Endowment Fund-MASTER	35,454	-	-	(5,597)	294	2,376	173	14	27,589
MPC Women Supporting Women Endowment Fund	139,783	-	-	(22,041)	1,167	6,290	830	56	111,733
Monterey Public Library Fund	391,351	2,010	-	(63,885)	3,377	-	1,905	162	330,785
Monterey Museum of Art	86,359	-	-	(13,706)	725	3,162	412	35	69,770
Natividad Medical Foundation	25,994	-	-	(4,234)	224	-	126	11	21,846
Danny Nugent Memorial Campership Fund	25,269	-	-	(4,010)	212	926	121	10	20,414
Ombudsman Fund for Long-Term Care	86,686	-	-	(13,757)	728	3,179	414	35	70,029
Jack O'Neill and Harry Hind Endowment Fund	1,261,020	-	-	(200,159)	10,595	46,094	5,765	512	1,019,084
Operating Endowment Fund	949,675	-	-	(151,204)	8,004	34,751	4,620	387	766,716
Orchestra in the Schools Endowment Master Fund	63,298	-	-	(10,310)	545	-	308	26	53,199
Nellie Irons Orr Fund	102,972	-	-	(16,342)	865	3,773	492	42	83,189
Pacific Repertory Theatre Endowment	204,069	-	-	(33,239)	1,756	-	993	85	171,509
Max's Helping Paws Endowment Fund	100,000	-	-	(16,281)	860	-	608	41	83,930
Museum Foundation of Pacific Grove Fund	157,019	-	-	(24,919)	1,319	5,755	750	64	126,851
Project Helping Hand Fund	19,596	-	-	(3,105)	164	737	140	8	15,770
Center for Photographic Art	325,969	25,000	-	(55,947)	2,970	-	1,649	141	296,203
Rancho Cielo Endowment Master Fund	771,322	224,520	-	(149,659)	8,056	14,420	3,998	369	835,452
Friends of the Salvation Army Monterey Peninsula Fund	280,151	-	-	(44,465)	2,354	10,225	1,337	114	226,363
Community Homeless Solutions Endowed Fund	27,261	-	-	(4,440)	235	-	133	11	22,911
Sunset Theater Endowment Fund	167,950	11,000	10,000	(30,048)	1,616	-	866	76	159,576
SPCA of Monterey County	1,119,865	-	-	(177,733)	9,408	40,966	5,346	455	904,772
Salinas Rodeo Rotary Club Foundation	33,471	-	-	(5,312)	281	1,227	160	14	27,040
St. Timothy Foundation, Inc. Fund	21,541	-	-	(3,419)	181	789	103	9	17,403
Sylvia W. Schwartz Fund for Reading Improvement	19,009	-	-	(3,017)	160	697	91	8	15,357
Robinson Jeffers Tor House Fund	14,299	-	-	(2,269)	120	523	68	6	11,553

COMMUNITY FOUNDATION FOR MONTEREY COUNTY			Changes in Fund Balances -- January 1 through June 30, 2022						
			Interfund			All Grants			
			Contrib'ns -	Investment	Interest &	& Pledges	Admin.	Expenses &	Ending
Fund Name	Beg. Fund	Contrib'ns	Other Inc	Gain (Loss)	Dividends	Paid/Rec'd	Fees	Transfers	Fund Balance
Tularcitos Parent Teacher Organization	23,314	-	-	(3,700)	196	854	111	9	18,835
United Way of Monterey County Fund	100,993	-	-	(16,028)	848	3,701	482	41	81,589
Ventana Wildlife Society Fund	44,074	-	-	(7,179)	379	-	214	18	37,041
Ventana Trails Forever Fund	416,602	700	-	(66,218)	3,506	14,953	1,991	169	337,477
Ventana Wilderness Alliance Fund	125,227	-	-	(19,878)	1,052	4,554	598	51	101,198
The Western Stage Endowment Fund	69,599	-	-	(11,336)	599	-	339	29	58,494
Youth in Wilderness Fund	254,275	-	-	(41,070)	2,171	3,035	1,230	105	211,007
York School Fund	41,004	-	-	(6,508)	345	1,500	196	17	33,128
FASB 136 Year End Adjustment	(8,371,490)	-	-	-	-	-	-	-	(8,371,490)
Subtotal Restricted Agency (81)	5,154,450	330,580	10,000	(2,201,822)	116,743	349,532	65,374	6,877	2,988,168
Scholarship									
Monica Abbott Scholarship Fund	24,198	-	-	-	17	-	181	-	24,034
AGB Scholarship Fund	(128,289)	-	5,000	-	3	-	1,200	-	(124,486)
Ausonio Family Scholarship Fund	-	-	-	-	-	-	-	-	-
Belli Architectural Group Scholarship Fund	6,336	-	-	(1,096)	52	-	500	2	4,790
Dr. Roger and Kate Bartels Memorial Scholarship Fund	39,774	-	-	(6,467)	342	-	387	16	33,246
The Bissell Fund - Seaside High School	53,016	-	-	(8,628)	456	-	387	22	44,435
James Bliss & Annette Sward Forestry & Nursing Scholarship Fund	424,884	150	-	(68,644)	3,620	18,000	3,099	176	338,735
Margaret and Seba Bronson Scholarship Fund	1,808,204	-	-	(305,030)	16,115	-	13,175	776	1,505,338
The Larry Horan-Jim Langley Cal Alumni Memorial Scholarship Fund	10,320	-	-	-	7	-	102	-	10,224
CASA of Monterey County Scholarship Fund	75,511	24,988	-	(15,702)	847	(2,000)	500	39	87,105
Caste Action Alliance Scholarship Fund	9,618	600	-	-	6	-	262	-	9,962
College Futures Monterey County Fund	319,555	30,000	160,540	-	300	(5,500)	3,416	-	512,479
Bert P. Cutino Professional Chef Scholarship Fund	-	10,000	-	-	2	-	200	-	9,802
CHISPA Scholarship Fund	84,146	2,000	-	(13,786)	730	-	818	35	72,237
Carmel High School Class of 1952	147,350	100	-	(23,993)	1,268	-	1,074	61	123,589
Bill Clapper Music Scholarship-Monterey High Music	34,992	-	-	(5,694)	301	-	255	14	29,328
The Club at Pasadera Scholarship Fund	5,365	-	-	-	5	-	500	-	4,870
Raymond H. Costa Family Scholarship Fund	20,066	60,000	-	(7,074)	435	-	100	12	73,314
Cal-Poly Agricultural Business Endowment	72,244	-	-	(11,757)	621	-	527	30	60,551
California Rodeo Salinas Scholarship Fund	1,134	30,000	15,000	-	20	-	1,150	-	45,004
Carmel Valley Women's Club Foundation Scholarship Fund	817	8,000	-	-	5	-	410	-	8,413
Drezner Family Scholarship Fund	109,193	10,500	2,500	-	112	5,500	546	-	116,259
The Elkhorn Slough Foundation's James Rote & Les Strnad Scholarship	121,028	-	-	(19,704)	1,041	-	736	50	101,579
David L. Ferguson Scholarship Fund - Monterey High School	32,899	-	-	(5,354)	283	-	240	14	27,574
Matthew Paul Finnigan Memorial Scholarship Fund	98,925	(1,380)	2,000	(16,153)	855	2,000	964	41	81,242
Flagg Scholarship Holding Fund	-	-	-	-	-	-	-	-	-
Nancy Fowler Memorial Music Scholarship Fund	26,994	250	-	(4,309)	227	1,020	545	11	21,586
FW Family Scholarship Fund	7,859	-	-	-	5	-	250	-	7,615
Gabilan Hope Scholarship Fund	41,344	-	-	-	42	-	827	-	40,559
Joel and Dena Gambord Nursing Scholarship	2,521	-	-	-	18	(5,000)	13	-	7,527
Girls' Health in Girls' Hands Scholarship Fund	9,879	360	30,000	-	19	-	250	-	40,008
Richard Gourley Memorial Scholarship Fund	1,791	2,825	-	(616)	36	-	307	1	3,728
Geraldyn R. Griffith Memorial Scholarship Fund	356,291	-	-	(56,480)	2,990	13,173	2,549	145	286,934
Whitney Elisabeth Grummon Memorial Scholarship Fund	49,407	-	-	(7,949)	420	-	988	20	40,870
R. J. Harper Scholarship Fund	121,528	-	-	(19,445)	1,022	5,000	608	50	97,447
Jess Harrison Family Scholarship Fund	124,194	-	-	(20,520)	1,084	-	621	52	104,085

COMMUNITY FOUNDATION FOR MONTEREY COUNTY			Changes in Fund Balances -- January 1 through June 30, 2022						
			Interfund			All Grants			
			Contrib'n's -	Investment	Interest &	& Pledges	Admin.	Expenses &	Ending
Fund Name	Beg. Fund	Contrib'n's	Other Inc	Gain (Loss)	Dividends	Paid/Rec'd	Fees	Transfers	Fund Balance
Hausdorf Family Scholarship Fund	299,125	-	-	(50,963)	2,692	-	2,179	130	248,546
Henry Hibino Memorial Scholarship Fund	5,096	-	-	-	3	-	25	-	5,074
Scholarship Fund for Homeless Women	5,621	10,000	6,000	-	8	-	28	-	21,601
Rotary Club of Monterey Martin/Hurd Scholarship Fund	11,563	-	-	-	6	5,000	-	-	6,569
Bonnie Hutcheon Scholarship Fund	29,577	-	-	(4,683)	248	1,107	282	12	23,741
Harold and Peggy Ipson and Dan and Sue Ipson Scholarship Fund	90,106	-	-	(14,651)	774	-	876	37	75,317
Elke Junger Sharing for the Future Scholarship Fund	20,657	-	-	(3,323)	176	-	413	8	17,088
The Kier Memorial Scholarship Fund	54,953	-	-	(8,943)	472	-	401	23	46,059
George V. Kriste Scholarship Fund	43,899	-	-	(6,385)	151	-	219	10	37,435
Howard and Gretchen Leach Scholarship Fund	689,368	-	-	(115,351)	6,094	-	6,694	294	573,124
Men's Golf Association at Quail Lodge Scholarship Fund	151,026	12,100	-	(20,791)	1,003	-	1,464	36	141,838
The Morse Foundation Scholarship Fund	14,890	955	120,000	-	19	54,500	2,717	-	78,647
John S. Myszak Scholarship for Future Teachers	17,649	-	-	(2,870)	152	-	172	7	14,752
Nakamura Scholarship Fund - Carmel High School	21,290	-	-	(3,530)	186	-	155	9	17,783
Anthony Nicholas Narigi Memorial Baseball Scholarship Fund	253,934	-	-	(41,288)	2,181	-	2,468	105	212,255
Libby Olver Scholarship Fund - Endowed	-	345,000	-	(13,724)	192	-	-	(68,785)	400,253
Libby Olver Scholarship Fund - Non-endowed	70,647	5,000	-	(6,680)	195	-	353	68,809	-
Dr. Gladys M. Olvis Scholarship Fund	64,546	-	-	(10,441)	551	1,000	471	27	53,158
Kristopher Pallastrini Fund	31,465	-	-	(5,512)	291	-	229	14	26,001
Casilda Paul Memorial Scholarship Fund	23,720	5,000	-	-	17	-	119	-	28,619
Richard Scott Reynolds Science & Technology Education Scholarship	230,068	-	-	(38,387)	2,028	-	2,234	98	191,378
San Ardo Foundation for Education	34,606	-	-	(5,795)	306	-	252	15	28,850
The Harles R. Sarment College Endowment	2,401,398	-	-	(385,502)	20,294	90,540	17,514	991	1,927,145
Steven Paul Schmidt Scholarship Fund	368,842	-	-	(52,840)	1,254	14,500	3,585	84	299,087
Sharon Heights Golf and Country Club Employee Scholarship Fund	116,698	38,326	1,250	-	95	1,250	683	-	154,436
Shahin Hormozi Anable Scholarship Fund for Women in Math & Science	33,783	41,351	-	(5,773)	148	-	920	10	68,580
Alan and Rita Shugart Scholarship Fund	156,476	-	-	(28,238)	1,492	-	1,138	72	128,520
Smith Family Scholarship Fund	11,337	-	-	(1,630)	39	-	250	3	9,493
Wilbur H. and Maxine D. Stevens Scholarship Fund	38,049	-	-	(6,314)	334	-	277	16	31,774
The Nan Borreson and Fred Terman Scholarship Fund	147,404	-	-	(24,497)	1,294	-	1,432	62	122,707
Hugo and Dolores Tottino Family Scholarship Fund	152,832	500	-	-	102	-	1,526	-	151,908
Church Brothers-True Leaf Farms Scholarship Fund	191	5,600	-	-	1	-	303	-	5,489
Emerging Leaders Society of United Way Monterey County Scholarship Fund	10,490	-	-	(1,427)	68	-	52	2	9,076
Jack Van Zander Cal Alumni Memorial Scholarship Fund	37,764	-	-	(6,140)	324	-	366	16	31,567
Vista Verde Labor Scholarship Fund	8,765	-	-	-	6	-	250	-	8,521
World Affairs Council of the Monterey Bay Area Scholarship Fund	1,246	6,000	-	(270)	18	3,000	313	1	3,681
Shelley Ann Watts Scholarship - General Education	69,915	-	-	(11,378)	601	-	510	29	58,599
Charles Joseph Watts Scholarship Fund	81,627	-	-	(13,414)	709	-	595	34	68,292
Daphne and Stuart Wells Public Service Scholarship Fund	-	25,000	5,000	(2,934)	76	-	123	5	27,014
Horace Wilson Scholarship Fund	131,019	-	-	(21,326)	1,126	-	956	54	109,810
Zalan Family Scholarship Fund	-	5,000	7,000	(1,123)	69	-	203	2	10,741
Subtotal Scholarships (77)	10,044,735	678,225	354,290	(1,534,525)	79,102	203,090	90,432	3,795	9,324,509
Stewardship Funds									
1984 Fund	303,657	22,500	-	(51,651)	2,759	-	1,511	130	275,623
AMJ Stewardship Fund	93,372	100,000	-	(24,005)	1,295	-	703	50	169,910
Big Sur Health Center Stewardship Fund	370,148	200	-	(60,315)	3,187	-	1,801	153	311,264
Big Sur Land Trust Carmel River FREE Stewardship Fund	2,216,216	-	-	(361,063)	19,074	-	9,338	918	1,863,971

COMMUNITY FOUNDATION FOR MONTEREY COUNTY			Changes in Fund Balances -- January 1 through June 30, 2022						
			Interfund			All Grants			
			Contrib'n's -	Investment	Interest &	& Pledges	Admin.	Expenses &	Ending
Fund Name	Beg. Fund	Contrib'n's	Other Inc	Gain (Loss)	Dividends	Paid/Rec'd	Fees	Transfers	Fund Balance
Carmel Cares Fund	53,604	-	-	(6,301)	275	20,000	260	11	27,308
Central Coast for Independent Living Stewardship Fund	123,694	-	-	(20,147)	1,064	-	602	51	103,958
Central Coast Veterans Cemetery Foundation Stewardship Fund	1,146,289	100	-	(186,724)	9,864	-	5,433	475	963,622
Central Coast VNA and Hospice, Inc. Stewardship Fund	6,288,012	-	-	(997,816)	52,440	368,000	10,340	2,562	4,961,734
CHISPA Stewardship Fund	690,619	-	-	(112,488)	5,943	-	3,360	286	580,427
Church in the Forest Stewardship Fund	550,252	8,000	-	(69,626)	3,574	160,000	2,433	169	329,599
Community Human Services Stewardship Fund	479,290	-	-	(78,067)	4,124	-	2,332	199	402,817
Carmel Heritage Society Stewardship Fund	205,150	-	-	(33,415)	1,765	-	998	85	172,417
Chamber Music Monterey Bay Stewardship Fund	720,666	-	-	(117,382)	6,201	-	3,506	299	605,681
Conservancy for the Range of the Condor	23,835	5,000	-	(3,744)	89	-	116	6	25,058
COPA Catalyst Fund	-	50,000	-	-	1	-	-	-	50,001
Carmel Valley Angel Project Stewardship Fund	35,962	-	-	(4,901)	234	-	174	8	31,112
Carmel Valley Kiwanis Foundation Stewardship Fund	161,967	10,000	-	(27,700)	1,478	-	813	70	144,863
Friends of the Carmel Valley Library Stewardship Fund	140,390	-	-	(23,035)	1,219	-	686	(1,212)	119,100
Carmel Valley Manor Foundation Stewardship Fund	16,471,263	144,834	-	(2,674,267)	141,028	333,792	23,006	6,818	13,719,242
CCVNA Stewardship Fund III - Long Term Restricted Investment Fund	1,549,004	-	-	(252,597)	13,344	-	2,547	642	1,306,561
Carmel Woman's Club Stewardship Fund	139,247	-	-	(22,681)	1,198	-	677	58	117,030
Del Monte Forest Conservancy	3,589,207	-	-	(584,834)	30,895	-	13,734	1,488	3,020,047
Early Childhood Equity Stewardship Fund	181,981	6,000	-	(27,133)	644	-	900	43	160,549
The Equine Healing Collaborative Stewardship Fund	-	10,151	-	(706)	20	-	-	1	9,464
First Baptist Church of Salinas Stewardship Fund	104,503	100,000	-	(23,021)	1,262	-	750	40	181,954
Friends of Carmel Forest Stewardship Fund	75,628	-	-	(11,018)	261	-	368	17	64,486
Friends of the Andy Ausonio Library Stewardship Fund	319,201	-	-	(51,991)	2,747	-	1,553	132	268,271
Friends of the Pacific Grove Public Library Fund	142,776	-	-	(23,255)	1,229	-	695	59	119,995
Friends of the Marina Library Stewardship Fund	-	50,000	-	(3,199)	217	-	-	2	47,016
Gateway Center Mary Lou Cortright Memorial Legacy Fund	-	480,000	-	(42,765)	2,581	-	442	74	439,301
Girls, Inc. Stewardship Fund	158,698	-	-	(25,849)	1,366	-	772	66	133,377
Harmony at Home Ending Violence & Building Families Stewardship Fund	84,551	200	-	(13,795)	729	-	412	35	71,239
Hartnell College Foundation Student Success Fund	277,318	-	-	(45,169)	2,386	-	1,349	115	233,071
Health Projects Center Stewardship Fund	-	320,000	-	(16,778)	966	-	-	22	304,166
IOC/Joining Hands Benefit Shop Stewardship Fund	-	20,000	-	(947)	47	-	-	1	19,099
International School of Monterey Foundation Stewardship Fund	234,969	-	-	(38,271)	2,022	-	1,142	97	197,480
Japanese American Citizens League of Monterey Peninsula Stewardship	240,377	-	-	(39,152)	2,068	-	1,170	100	202,023
Jacob's Heart Children's Cancer Support Services Stewardship Fund	165,470	-	-	(26,952)	1,424	-	805	69	139,068
Kernes Adaptive Aquatics Stewardship Fund	56,071	-	-	(7,639)	365	-	340	13	48,444
Kinship Center Stewardship Fund	452,983	-	-	(73,782)	3,898	-	2,204	188	380,707
LandWatch Monterey County Stewardship Fund	335,067	25,000	-	(57,754)	3,095	-	1,692	146	303,569
Sun Street Centers' Anne C Leach Scholarship Fund	109,669	-	-	(17,863)	944	-	534	45	92,171
Legal Services for Seniors Stewardship Fund	1,233,415	-	-	(200,915)	10,614	-	5,751	511	1,036,852
Laguna Seca Raceway Foundation Stewardship Fund	160,932	55,645	-	(23,936)	1,202	10,000	757	42	183,044
Monterey County Rape Crisis Center Stewardship Fund	321,033	-	-	(40,785)	2,105	76,781	1,377	105	204,090
Meals on Wheels of the Salinas Valley Stewardship Fund	146,082	-	-	(23,794)	1,257	-	711	61	122,774
Methodist Foundation of Pacific Grove Stewardship Fund	179,158	-	-	(29,181)	1,542	-	872	74	150,573
The Morse Foundation Stewardship Fund	1,252,945	251,250	-	(222,218)	11,526	145,000	6,237	563	1,141,704
Monterey Sober Living for Women Home Purchase Fund	25,805	100,000	-	(14,732)	841	-	368	27	111,520
Operating Reserve Stewardship Fund	729,839	-	-	(99,617)	4,761	-	-	171	634,813
Park It! Stewardship Fund	53,504	25,000	-	-	24	25,000	205	-	53,323
Peace of Mind Dog Rescue Stewardship Fund	117,648	5,000	-	(19,755)	1,054	-	585	50	103,313

COMMUNITY FOUNDATION FOR MONTEREY COUNTY			Changes in Fund Balances -- January 1 through June 30, 2022						
			Interfund			All Grants			
			Contrib'n's -	Investment	Interest &	& Pledges	Admin.	Expenses &	Ending
Fund Name	Beg. Fund	Contrib'n's	Other Inc	Gain (Loss)	Dividends	Paid/Rec'd	Fees	Transfers	Fund Balance
Friends of the Pacific Grove Public Library Youth Services Fund	-	90,000	-	(7,892)	429	-	-	14	82,523
Pacific Grove Museum of Natural History Operating Reserve Fund	-	400,000	-	-	-	-	-	-	400,000
Museum Foundation of Pacific Grove Stewardship Fund	395,659	-	-	(64,445)	3,405	-	1,925	164	332,530
Pacific Grove Public Library Foundation Fund	976,692	1,300	-	(161,044)	8,529	-	4,788	(13,479)	834,168
Pacific Grove Public Library Fund for the Future	28,857	-	-	(935)	(1)	13,960	72	13,889	-
Stewardship Fund for the Center for Photographic Arts	310,868	-	-	(50,634)	2,675	-	1,512	129	261,267
Monterey County Pops Stewardship Fund	50,280	-	-	(8,190)	433	-	245	21	42,258
Rancho Cielo Youth Stewardship Fund	430,235	-	-	(70,076)	3,702	-	2,093	178	361,589
Maury Richmond Scholarship Stewardship Fund	134,793	-	-	(21,955)	1,160	-	656	56	113,286
Sarah Spencer Seed Money Fund for the Center for Photographic Art	73,118	-	-	(11,909)	629	-	356	30	61,452
Learning Opportunities Endowment Fund for Scottish Fiddlers of California	522,962	-	-	(84,439)	4,454	9,889	2,544	215	430,328
Community Homeless Solutions Stewardship Fund	14,462	-	-	(2,032)	97	-	70	5	12,453
S.T.A.R. Foundation of Monterey County Stewardship Fund	805,082	-	-	(125,432)	6,649	50,000	3,792	322	632,184
Sun Street Centers Stewardship Fund	69,848	-	-	(11,377)	601	-	340	29	58,704
Salinas Valley Memorial Hospital Foundation Stewardship Fund	2,991,867	-	-	(487,455)	25,751	-	12,170	1,240	2,516,753
Temple Beth El Stewardship Fund	176,550	75	-	(28,765)	1,520	-	859	73	148,448
United Way Monterey County Stewardship Fund	304,658	-	-	(49,623)	2,622	-	1,482	126	256,049
United Way Monterey County Stewardship Fund II	262,265	-	-	(35,742)	1,708	-	1,272	61	226,897
United Way Monterey County Stewardship Fund III	493,403	6,483	-	(80,409)	4,249	-	2,401	204	421,120
Visiting Nurses Association and Hospice Stewardship Fund II	5,743,249	-	-	(783,511)	37,447	-	9,416	1,344	4,986,425
Voices for Children Stewardship Fund	754,228	123,000	-	(128,797)	5,658	-	3,966	258	749,865
Youth Music Monterey Stewardship Fund	129,225	50,100	-	(19,681)	1,023	-	627	35	160,006
Stewardship Fund Year End Adjustment	(56,449,929)	-	-	-	-	-	-	-	(56,449,929)
Subtotal Stewardship Funds (75)	729,839	2,459,838	-	(9,169,069)	476,987	1,212,422	166,946	21,049	(6,902,822)
Temporary - Discretionary									
Big Sur Disaster Relief Fund	41,939	-	-	-	28	-	-	-	41,966
COVID-19 Relief Fund	156,838	10,010	-	-	-	96,500	-	999	69,349
COVID-19 - Public Health Institute	5,916	100,000	-	-	-	74,500	9,090	15,637	6,688
Community Fund for Carmel Valley Disaster Relief Fund	-	-	-	-	-	-	-	-	-
Monterey County Fire Relief Fund	189,392	152,513	-	-	149	39,500	-	-	302,554
Pass Thru Fund	246,257	122,948	-	76	-	185,931	47,104	-	136,247
Soberanes Fire Fund	441	-	-	-	0	-	-	-	441
Subtotal Temporary Discretionary (7)	640,782	385,472	-	76	177	396,431	56,194	16,636	557,246
Temporary - Restricted									
Alert Monterey County	13,335	-	-	-	9	-	500	-	12,843
Casa Amesti Garden and House Fund	108,716	7,000	15,000	-	66	16,875	702	-	113,205
King City Recreation Commission Forden Park Playground Fund	61	-	-	-	0	-	0	-	61
Rudolph E. Futer Restricted Purpose Fund	-	-	-	-	-	-	-	-	-
Gonzales Community Center Capital Campaign	-	-	-	-	-	-	-	-	-
Subtotal Temporary Agency (5)	122,112	7,000	15,000	-	74	16,875	1,202	-	126,109
Nonendowed - Donor-Advised									
The Marcus Family Fund #2	75,775	-	-	(12,256)	648	-	947	31	63,188
22 Love Fund	5,354	-	-	(775)	18	-	67	1	4,529
Amy Anderson and George Somero Fund	66,604	-	-	(10,549)	554	7,000	405	27	49,177
Zekai and Carolyn Akcan Fund	1,583,934	-	-	(257,919)	13,626	-	8,955	656	1,330,030

COMMUNITY FOUNDATION FOR MONTEREY COUNTY			Changes in Fund Balances -- January 1 through June 30, 2022						
			Interfund			All Grants			
			Contrib'n's -	Investment	Interest &	& Pledges	Admin.	Expenses &	Ending
Fund Name	Beg. Fund	Contrib'n's	Other Inc	Gain (Loss)	Dividends	Paid/Rec'd	Fees	Transfers	Fund Balance
Rick and Tonya Antle Fund	141,716	-	-	(19,645)	981	43,000	821	53	79,177
Armstrong Family Fund	94,955	-	-	(15,463)	816	500	-	39	79,769
Joey & Dewitt Astin Memorial Fund	3,017	-	-	(409)	20	-	38	1	2,590
Bareuther Family Foundation	615,990	-	-	(98,597)	5,193	11,700	7,700	252	502,934
Lino and Teri Belli Family Fund	32,817	-	-	(5,343)	282	-	200	14	27,543
The Benjamin Family Foundation	307,576	-	-	(50,076)	2,646	-	1,870	127	258,149
Mads and Susan Bjerre Charitable Fund	253,445	-	-	(36,425)	862	3,750	3,168	58	210,906
Marta L. Bennett Fund	20,463	-	-	(3,332)	176	-	124	8	17,175
Sarah and Robert Bouchier Fund	16,524	-	-	(2,690)	142	-	100	7	13,868
Bright Futures Fund	203,947	-	-	-	136	-	1,273	-	202,810
The Brown Family Fund	40,949	-	-	(6,667)	352	-	249	17	34,369
Buccafurni-Lawrence Fund	98,444	-	-	(14,044)	737	19,000	583	37	65,517
Buchalter/Adler Family Fund	43,885	-	-	-	29	250	273	-	43,391
The Buffett Fund	9,335,976	-	-	(1,517,493)	80,104	75,000	24,795	3,867	7,794,924
Josephine Bunn Fund	128,490	-	-	(18,592)	440	-	1,606	30	108,702
Dale and Margaret Byrne Family Fund	10,211	-	-	(1,651)	87	-	128	4	8,515
Carmel Gives Fund	397,939	192,600	-	(67,850)	3,662	162,000	7,338	175	356,837
Chris's Fund	10,044	6,000	-	-	4	7,000	50	-	8,998
Collins Family Fund	95,091	-	-	(14,714)	775	9,000	-	38	72,114
Julie Conrad Donor Advised Fund	1,171	-	-	(189)	10	-	15	1	976
Cormorant Fund	44,342	-	-	(4,487)	204	19,000	554	8	20,497
Corral de Tierra Country Club Employee Emergency Assistance/Relief Fund	627	-	-	-	0	-	8	-	619
Scott Corwon Fund	7,678	-	-	(1,250)	66	-	47	3	6,444
The Carmel Realty Foundation	75,413	7,000	-	(9,661)	504	27,072	420	26	45,740
DeLay-Magnuson Foundation Fund	395,986	-	-	(57,787)	1,368	50,000	-	92	289,475
John and Nessie M. Cuda Family Fund	5,071	-	-	(827)	44	-	-	2	4,286
D'Arrigo-Martin Fund	1,497	-	-	-	1	-	9	-	1,488
Andrew & Phyllis D'Arrigo Fund 2	242,539	-	-	(39,387)	2,081	1,000	1,475	100	202,658
Eric and Ila Davis Fund	5,820	-	-	-	4	-	36	-	5,788
Stephen V. Davies Family Fund	12,361	25,000	-	-	11	21,500	467	-	15,404
Ila Davis Fund	4,808	-	-	-	3	-	30	-	4,781
Dan Baldwin and Anne Ylvisaker Fund	11,125	-	-	(1,709)	89	2,250	67	4	7,184
Dekker Davidson Foundation	6,323	-	-	(245)	16	-	39	1	6,054
Dewey Foundation Fund	6,008	-	-	(889)	46	750	75	2	4,338
DeWitt Fund	120,203	192,522	-	(19,268)	1,132	233,000	424	50	61,116
Marti and Steve Diamond Charitable Foundation Fund	745,082	-	-	(100,706)	4,805	3,000	9,314	173	636,693
Donald McEnry Davis Charitable Fund	1,015,561	-	-	(164,725)	8,704	2,500	6,086	419	850,536
Martin and Nancy Dodd Fund	92,525	1,000	-	(14,676)	767	7,382	563	38	71,634
Dooling Family Fund	102,819	-	-	(14,626)	349	10,000	1,285	23	77,233
Doolittle Fund	2,646,943	297,754	-	(477,942)	25,344	-	14,837	1,217	2,476,046
Engstrom and West Fund	355	-	-	(51)	1	-	4	0	300
Davis Factor Jr. Fund #2	1	-	-	(0)	-	-	-	1	-
Friends of Community Animal Services Fund	276,401	-	-	(45,020)	2,378	-	1,345	115	232,300
Doris Parker Fee Fund #2	11,558	-	-	(1,876)	100	-	39	5	9,738
Love our Central Coast Feed the Homeless Fund	260	-	-	-	0	-	3	-	257
Ted Fehring Family/Carmel Host Lions Club #2	133	-	-	-	1	-	6	(2,194)	2,322
Jose F. Fernandez Fund	510,702	-	-	(83,146)	4,393	-	3,105	212	428,632
Jett Fighter Fund	78,497	-	-	(10,632)	508	-	981	18	67,373

COMMUNITY FOUNDATION FOR MONTEREY COUNTY			Changes in Fund Balances -- January 1 through June 30, 2022						
			Interfund			All Grants			
			Contrib'n's -	Investment	Interest &	& Pledges	Admin.	Expenses &	Ending
Fund Name	Beg. Fund	Contrib'n's	Other Inc	Gain (Loss)	Dividends	Paid/Rec'd	Fees	Transfers	Fund Balance
Anne R. Fitzpatrick Foundation Fund	6,473	-	-	(937)	22	-	81	1	5,476
Frances Memorial Fund	1,651	-	-	(138)	3	1,000	8	0	507
Renee Franken Giving Fund	33,400	-	-	(4,465)	211	1,500	418	8	27,220
Franklin Legacy Fund	3,283	11,990	-	(1,053)	20	-	191	1	14,047
Fuhs Family Foundation Fund	2,239,915	-	-	(124,927)	1,851	(24,000)	24,899	2,115,939	-
Fuqua Family Foundation Fund	124,366	-	-	(20,248)	1,070	-	756	52	104,381
The Joel and Dena Gambord Charitable Foundation	265,684	-	-	-	177	-	1,658	-	264,203
John and Laura Gamble Family Fund	5,187	-	-	(707)	34	-	31	1	4,481
Gaver Family Fund	175,388	-	-	(25,379)	601	-	2,192	40	148,378
Gerosin Fund	26,811	-	-	(4,365)	231	-	163	11	22,503
Jim and Barb Gianelli Fund	10,016	-	-	(1,273)	60	1,000	125	2	7,675
Tracy Gibbons Charitable Fund	195,098	500,000	-	(94,540)	2,287	9,000	8,689	153	585,004
Bradley K. Gjerding Fund	318	-	-	(15)	0	308	-	(5)	0
Global Student Leadership Fund	154,498	-	-	(22,164)	525	2,500	1,931	35	128,392
Gloria Fund	2,674,624	-	-	(431,450)	22,758	37,000	14,211	1,099	2,213,622
Tom Grainger Memorial Fund	9,284	1,810	-	(1,064)	52	4,000	45	3	6,034
The Peter and Jackie Henning Fund	244,068	50,000	-	(42,507)	2,287	7,500	1,483	104	244,761
Joseph and Elizabeth Heston Family Foundation	299,673	-	-	(46,462)	2,421	18,500	1,765	119	235,249
Carol and Don Hilburn Fund	10,440	-	-	(1,414)	68	-	131	2	8,961
Herman-Mellon Family Fund	361,847	-	-	(58,912)	3,112	-	2,200	150	303,698
Hodges Family Fund	55,385	-	-	(8,942)	472	500	335	23	46,058
Chip Hooper Foundation	297,759	-	-	(48,478)	2,561	-	1,810	123	249,909
Tom Hopkins Wilderness Fund	208,423	-	-	-	132	10,000	2,605	-	195,950
David G. Huey and Carla S. Hudson Family Fund	79,640	-	-	(8,099)	342	30,000	996	14	40,874
Hughes-Rivera Family Fund	3,428	-	-	-	2	-	43	-	3,387
Huth Family Fund	65,327	-	-	(9,843)	519	6,200	817	25	48,962
Ann and Brian Jacobson Charitable Fund	10,212	-	-	(1,384)	66	-	65	2	8,827
Janzen Family Fund	42,659	-	-	(5,577)	300	12,000	222	15	25,145
Birt and Kathleen Johnson, Jr. Fund	2,740	-	-	(446)	24	-	17	1	2,300
Victor and Lynda Johnson Fund	44,585	-	-	(7,211)	381	-	557	18	37,179
Colburn and Alana Jones Foundation	1,502,294	-	-	(244,622)	12,923	-	8,558	622	1,261,416
James W. Sullivan and Catherine Brennan Family Fund	1,281	-	-	-	1	-	16	-	1,265
Leslie B. Kadis, MD & Ruth McClendon Foundation Fund	5,042	-	-	(730)	17	-	63	1	4,266
Kadushin Robinson Fund	28,466	-	-	(4,634)	245	-	173	12	23,891
Kobrinsky Evans Family Fund	18,864	-	-	(3,071)	162	-	115	8	15,832
F.B. and B.H. Keith Fund	6,079	-	-	(983)	52	-	76	3	5,069
Karen M. and Brendan P. Kelly Fund	17	-	-	(2)	0	-	0	-	14
Carol and Chuck Keller Family Fund	205,478	-	-	(33,234)	1,756	-	2,568	85	171,347
Robert & Angela Kent Fund	24,461	62,485	-	(5,923)	333	-	781	8	80,566
Steven D. Kesselring and Jean M. Forrest Fund	77,777	-	-	(12,580)	665	-	972	32	64,857
Karen Judkins and Steven Wade Fund	71	25,508	-	(884)	33	-	320	2	24,406
Frank and Michelle Knight Family Fund	5,945	-	-	-	3	1,500	74	-	4,374
Barbara Paul and Tom LaFaille Fund	92,067	-	-	(14,692)	770	2,750	552	37	74,805
Lee-Alexander Family Fund	1,182	-	-	(192)	10	-	7	1	992
The Landreth Family Fund	2,600,152	-	-	(422,490)	22,304	15,000	13,899	1,076	2,169,990
James and Susan Lansbury Fund	1,353,966	-	-	(220,462)	11,647	-	7,836	561	1,136,754
Lehman Family Fund	120,073	-	-	(18,962)	998	7,000	722	49	94,338
Live and Give Fund	90,029	-	-	(14,561)	769	-	1,125	37	75,075

COMMUNITY FOUNDATION FOR MONTEREY COUNTY			Changes in Fund Balances -- January 1 through June 30, 2022						
			Interfund			All Grants			
			Contrib'n's -	Investment	Interest &	& Pledges	Admin.	Expenses &	Ending
Fund Name	Beg. Fund	Contrib'n's	Other Inc	Gain (Loss)	Dividends	Paid/Rec'd	Fees	Transfers	Fund Balance
MacGowan Pathwanderer Fund	16,966	-	-	(2,455)	58	-	212	4	14,353
Mahoney/Peterson Family Fund	252,543	-	-	(41,116)	2,172	-	1,535	105	211,959
Cambrel B. Marshall Fund	17,258	-	-	(2,810)	148	-	105	7	14,485
McHenry Family Fund	44,631	-	-	(7,266)	384	-	271	18	37,459
Kim and Steve McIntyre Fund	72,313	-	-	(10,464)	248	-	904	17	61,177
Richard and Grace Merrill Fund	104,662	-	-	(12,405)	582	15,000	590	21	77,228
Lenore and Dale Meyer Fund 2	35	-	-	(6)	0	-	0	-	29
Mills Family Fund	18,027	-	-	(2,935)	155	-	110	7	15,130
Clint and Karen Miller Charitable Fund	423,015	250,000	-	(87,190)	4,133	43,500	8,413	180	537,865
Perry and Barbara Miller Family Foundation Fund	-	-	-	-	-	-	-	-	-
Tim and Cindy Minor Charitable Giving Fund	56,133	-	-	(9,358)	481	-	702	24	46,530
Mission Ranches Fund	24,757	-	-	(4,031)	213	-	151	10	20,779
William and Patricia Monahan Fund	5,556	-	-	(899)	47	-	69	2	4,633
Barbara D. Moore Charitable Giving Fund	59,331	-	-	(7,997)	381	1,000	742	14	49,960
Lawrence and Carleton Mowell Fund	19,812	25,000	-	(3,312)	83	14,000	560	5	27,017
Monterey Pacific Company Fund	57,250	-	-	(8,158)	194	5,000	716	13	43,557
Michael E. Reid and William E. Robnett Family Fund	5,008	7,000	-	(1,101)	27	-	150	2	10,782
Anthony and Lary Lynn Muller Fund	369,452	-	-	(57,624)	3,037	23,500	2,182	148	289,035
Joan Ann Nattress - Movement, Exercise, Longevity Fund	6,865	-	-	(993)	24	-	86	2	5,808
Martin Needler and Jan Black Fund	350	-	-	-	-	-	-	-	350
Neidel Family Fund	11,956	-	-	(1,249)	58	9,500	73	4	1,189
Gilbert M. Neill Math Fund	1,020	-	-	-	1	-	6	-	1,014
Nepenthe/Phoenix Corporation Fund	14,734	-	-	-	10	-	92	-	14,652
Neumeier Taylor Foundation Fund	3,337,514	-	-	(655,539)	17,610	1,000	23,344	-	2,675,240
Nonella Family Fund	6,443	-	-	(1,049)	55	-	39	3	5,408
Noorani Family Fund	584,590	-	-	-	356	102,500	7,307	-	475,139
Oak Hill Charitable Fund	13,996	-	-	-	9	-	87	-	13,918
O'Brien Family Fund	21,529	-	-	(3,115)	74	-	269	5	18,214
Mike and Mary Orradre Fund	350,401	-	-	(57,019)	3,015	-	1,975	145	294,277
Overett Family Fund	58,894	-	-	(7,929)	378	2,500	736	14	48,093
The David and Lucile Packard Foundation Fund	551,636	-	-	-	348	423,000	3,443	-	125,542
Pagnillo Family Fund	-	-	-	-	-	-	-	-	-
Painter Family Fund	256,911	-	-	(41,919)	2,214	-	-	107	217,100
Nicholas M. Pasculli Fund	26,634	-	-	(4,336)	229	-	162	11	22,354
Bill and Rita Patterson Foundation Fund	181,998	-	-	(24,645)	1,177	-	2,275	42	156,212
Pfeiffer Ridge Fund	10,817	-	-	-	7	-	-	-	10,825
Packer Family Foundation	323,535	-	-	(51,905)	2,738	7,300	4,044	133	262,891
Rotary Club of Monterey, Cannery Row Fund	8,098	-	-	-	5	-	51	-	8,053
Reed Family Fund	27,078	-	-	(4,380)	231	-	338	11	22,580
Reese Family Fund	50,318	-	-	(6,891)	370	13,000	306	18	30,472
Richard Hamilton and Debra Schadeck Charitable Fund	25,734	-	-	(4,162)	220	-	322	11	21,460
Ridgewalker Fund	-	5,000	-	0	-	-	63	-	4,938
California Rodeo Salinas Fund	170,641	-	-	(26,084)	1,385	15,000	793	67	130,081
John and Annette Romans Family Fund	1,284,166	-	-	(202,082)	10,700	50,000	15,342	518	1,026,924
Lee and Shirley Rosen Fund	4,030	-	-	(658)	35	-	-	2	3,406
#liveforross: A Fund for Safety Awareness and Vocational Education	-	9,814	-	(416)	32	-	123	1	9,306
The Fred Rowden Memorial Fund	5	-	-	-	-	-	0	-	5
RSH Fund	-	-	-	-	-	-	-	-	-

COMMUNITY FOUNDATION FOR MONTEREY COUNTY			Changes in Fund Balances -- January 1 through June 30, 2022						
			Interfund			All Grants			
			Contrib'n's -	Investment	Interest &	& Pledges	Admin.	Expenses &	Ending
Fund Name	Beg. Fund	Contrib'n's	Other Inc	Gain (Loss)	Dividends	Paid/Rec'd	Fees	Transfers	Fund Balance
Ryan Family Fund	5,188	-	-	(839)	44	-	65	2	4,327
Shelley Family Fund	383	-	-	(62)	3	-	2	0	321
Shing Taylor Fund	-	15,420	-	(619)	9	1,500	193	0	13,116
Richard and Cindy Zoller Silver Family Legacy Fund	10,100	10,000	-	(1,476)	72	5,000	251	2	13,443
Laura Sinks Fund	640	-	-	(59)	3	300	3	0	281
Robert and Florence Slinger Fund #2	1,084,464	-	-	(176,566)	9,328	-	6,525	449	910,253
Smith Family Alliance Fund	11,215	30,101	-	(577)	7	10,000	516	0	30,229
Andy and Steffanie Smith Fund	138,166	-	-	(22,347)	1,181	-	1,727	57	115,216
Dr. Catherine L. Smith Charitable Fund	11,568	-	-	(1,674)	40	-	145	3	9,787
Steve and Gail Snodgrass Charitable Fund	54,146	-	-	(8,757)	463	-	677	22	45,152
The Snorf Fund	7,680,345	-	-	(1,248,589)	65,918	102,000	23,988	3,181	6,368,506
Cynthia Snorf Fund	1,483,048	-	-	(241,592)	12,763	-	6,662	615	1,246,942
Steck Family Fund	2,938	-	-	-	1	2,500	37	-	402
Struve Family Fund	85,573	-	-	(13,932)	736	-	520	35	71,822
Friends of Sunset Donor Advised Fund	83,835	-	-	(9,221)	411	20,000	358	16	54,652
Gary and Emma Taylor Fund	115,867	-	-	(18,864)	997	-	704	48	97,247
The Club at Pasadera Employee Emergency Assistance/Relief Fund	6,103	-	-	-	4	-	76	-	6,030
Thau Family Fund	77,486	-	-	(12,293)	648	2,000	969	31	62,842
Peter and Anne Thorp Fund	36,125	-	-	-	24	-	225	-	35,924
Jim and Linda Tunney Fund	133	-	-	(21)	1	-	2	0	111
Vallentin Fund	53,358	-	-	(8,687)	459	-	324	22	44,783
Vanderbilt Charitable Fund	756	-	-	-	1	-	9	-	747
Joe Rock and Robin Venuti Family Fund	948	1,003	-	(236)	5	250	24	0	1,445
The Alexander F. Victor Foundation	57,884	-	-	(7,731)	384	25,000	321	21	25,195
Gabrielle Andrea Walters Fund	10,450	-	-	(1,512)	36	-	131	2	8,840
The Weidner Foundation Fund	4,691	-	-	-	3	-	59	-	4,635
The Jackie and Mark Wendland Fund	4,775	-	-	-	3	-	30	-	4,748
Maija, Eva and Cody West Family Fund	10,011	2,400	-	(1,658)	39	-	155	3	10,634
Ben and Mary Ann Whitten Fund	45,938	-	-	(6,647)	339	12,000	264	17	27,349
Wiegand Family Foundation	17,420	-	-	-	11	1,000	109	-	16,322
Bill and Kathi Wojtkowski Fund	57,845	-	-	(7,835)	374	-	723	13	49,648
Wold Family Foundation	445,381	-	-	(72,036)	3,806	-	5,567	184	371,401
Martin R. Wolf Family Fund	28,111	-	-	(4,486)	236	1,000	351	11	22,498
Yoga For All Movement Fund	189	-	-	(27)	1	-	2	0	160
Zalan Family Fund	7,362	-	-	(402)	8	5,850	92	1	1,026
Marsha McMahan Zelus Fund	45,287	-	-	(3,483)	138	35,000	198	11	6,733
Zeve Fund	23,096	-	-	(3,342)	79	-	289	5	19,539
Subtotal Nonendowed Donor Advised (185)	54,367,844	1,729,406	-	(8,402,678)	412,697	1,808,112	339,205	2,132,654	43,827,298
Special Programs									
Weston Call Fund for Big Sur - Nonendowed	52,737	670	-	-	35	-	516	-	52,925
Weston Call Fund for Big Sur - Endowed	-	-	-	-	-	-	-	-	-
Central California Alliance for Health COVID Fund	-	95,884	-	-	-	-	-	95,884	-
Casa de Noche Buena Special Purpose Fund	245,695	20,190	-	(34,993)	1,693	-	1,232	60	231,292
Census 2020 - VCCF & State of CA	2	-	-	-	-	-	2	-	-
COVID-19 Collaborative Community Health Workers	3,038	350	130,279	-	-	-	-	-	133,667
COVID-19 Collaborative - Packard Funding	460,694	-	-	-	-	54,192	10,000	171,590	224,913
Community Health Literacy Program	-	738,268	-	-	-	729,468	-	4,426	4,374
Monterey County Development Professionals Fund	50	-	-	-	-	50	-	-	-
Monterey County Gives!	9,614,174	-	-	-	-	9,493,617	-	87,780	32,777

COMMUNITY FOUNDATION FOR MONTEREY COUNTY			Changes in Fund Balances -- January 1 through June 30, 2022						
			Interfund			All Grants			
			Contrib'ns -	Investment	Interest &	& Pledges	Admin.	Expenses &	Ending
Fund Name	Beg. Fund	Contrib'ns	Other Inc	Gain (Loss)	Dividends	Paid/Rec'd	Fees	Transfers	Fund Balance
Monterey Peninsula Small Business Relief Fund	54,286	-	-	-	36	-	-	-	54,322
Natural Disaster Support Scholarship Fund	-	5,138	-	-	2	-	26	-	5,114
College Futures Foundation Fund	7,014	-	-	-	-	-	-	-	7,014
Center for Nonprofit Excellence #7	136,372	-	-	-	-	25,000	5,250	4,493	101,629
Fund for Homeless Women Administrative Fund	10,718	39,000	-	-	9	-	-	22,966	26,761
The James Irvine Foundation Micro-Loan Fund	35,012	-	-	-	-	35,000	12	-	-
The James Irvine Foundation Salinas Inclusive Economic Dev. Initiative	1,157,317	-	-	-	-	200,000	20,910	90,815	845,592
The James Irvine Foundation Salinas Leadership Fund	24,897	-	-	-	-	-	-	750	24,147
Pathways to Safety	5,827	-	-	-	-	-	-	-	5,827
San Diego Foundation Expanded Learning Program Grant	-	679,000	-	-	-	665,420	3,395	-	10,185
Rudy Futer Pony Trust	320,617	-	-	(35,367)	4,483	-	-	6,359	283,374
Sea Haven Fund	154,843	64,975	-	-	124	1,000	2,735	-	216,208
Subtotal Special Programs (22)	12,283,292	1,643,475	130,279	(70,360)	6,382	11,203,746	44,078	485,123	2,260,120
Pledges, Bequests, & CRTs									
Maureen Bevelin CRT	614,936	-	-	-	-	-	-	-	614,936
Census 2020 Receivable	-	-	-	-	-	-	-	-	-
Charitable Gift Annuities Fund	2,459,701	-	147,948	-	-	-	-	-	2,607,649
CRT Funds with CF as Trustee (Kaspick)	8,884,487	-	6	102,533	-	809,711	21,326	-	8,155,989
The Thomas Hart Hawley Unitrust	154,986	-	-	-	-	-	-	-	154,986
Joanne Millard CRT	208,113	-	-	-	-	-	-	-	208,113
Subtotal Future Assets (6)	12,322,224	-	147,955	102,533	-	809,711	21,326	-	11,741,674
GRAND TOTAL	303,210,122	7,679,240	3,795,576	(54,106,131)	2,841,668	19,006,241	2,051,049	2,718,859	239,644,327
Number of funds - 653									
Other Summary Information:	303,210,122	7,679,240	3,795,576	(54,106,131)	2,841,668	19,006,241	2,051,049	2,718,859	239,644,327
Funds in the Main									
Investment Pool	218,815,234	3,882,267	1,369,872	(45,735,702)	2,416,957	4,771,365	1,589,043	(1,997,918)	176,386,138
Funds in Moneymarket									
Pool + Other Temp.	72,072,664	3,796,973	2,277,750	(8,472,962)	424,711	13,425,164	440,679	4,716,777	51,516,515
Pledges, Beq. CRTs	12,322,224	-	147,955	102,533	-	809,711	21,326	-	11,741,674
Total	303,210,122	7,679,240	3,795,576	(54,106,131)	2,841,668	19,006,241	2,051,049	2,718,859	239,644,327

COMMUNITY FOUNDATION FOR MONTEREY COUNTY
GIFTS - June 2022

Donor	Date	Amount	Fund
Mr. & Mrs. George and Margaret Garibay	6/1/2022	255	Tom Grainger Memorial Fund
Mr. & Mrs. Larry and MaryEllen Dick	6/1/2022	200	Casa de Noche Buena Special Purpose Fund
Mr. Andrew Gonzalez and Ms. Ann Prego	6/1/2022	1,500	Monterey Public Library Fund
Mr. Myron Seres	6/1/2022	1,000	Shahin Hormozi Anable Scholarship Fund for Women
Old Republic Title Company-Fresno	6/1/2022	1,301	Sea Haven Fund
Ms. Elsa Mendoza Jimenez	6/1/2022	125	Siembra Latinos Fund - Nonendowed
County of Monterey	6/1/2022	136,327	Community Health Literacy Program
Chicago Title Company-4522	6/1/2022	4,851	Carmel Gives Fund
Estate of Mrs. Robert Stanton	6/1/2022	5,880	The Fund for Monterey County
Mr. James Sommerville	6/2/2022	250	Traven Tapson Foundation
Ms. Teresa Nunes	6/2/2022	50	Traven Tapson Foundation
Old Republic Title - Santa Cruz	6/3/2022	8,811	Carmel Gives Fund
Mr. & Mrs. Don D. and Barbara Chapin, Jr.	6/3/2022	5,000	Northern Monterey County Foundation - Nonendowed
Mr. & Mrs. Walter and Patty Gibeau	6/3/2022	150	Traven Tapson Foundation
Mr. Charles S. Franklin	6/3/2022	11,990	Franklin Legacy Fund
Tottino Family Trust	6/3/2022	250	Hugo and Dolores Tottino Family Scholarship Fund
CHISPA	6/6/2022	2,000	CHISPA Scholarship Fund
Monterey Peninsula Foundation	6/6/2022	150,000	Monterey County Fire Relief Fund
CASA of Monterey County	6/6/2022	6,000	CASA of Monterey County Scholarship Fund
Ms. Lisa Lasnik	6/6/2022	50	Tom Grainger Memorial Fund
Kraken Operating LLC	6/6/2022	380	The Fund for Monterey County
Kraken Operating LLC	6/6/2022	386	The Fund for Monterey County
Louis & Dianne Bernadicou Fund at Schwab	6/6/2022	500	Operating Fund
The Benevity Community Impact Fund	6/6/2022	233	Siembra Latinos Fund - Nonendowed
Mr. & Mrs. Michael and Kim Manfre	6/7/2022	500	Northern Monterey County Foundation - Nonendowed
Mr. & Mrs. William and Nancy Doolittle	6/7/2022	5,000	The Todd Lueders Fund for the Arts
Mr. Leonard J. Anable, CFP	6/7/2022	36,901	Shahin Hormozi Anable Scholarship Fund for Women

COMMUNITY FOUNDATION FOR MONTEREY COUNTY
GIFTS - June 2022

Donor	Date	Amount	Fund
Carmel Woman's Club	6/7/2022	9,250	Carmel Woman's Club Scholarship Endowment Fund
Ms. Janet L. Shing	6/7/2022	15,420	Shing Taylor Fund
Ms. Mary S. Julien	6/7/2022	500	The Fund for Homeless Women Non-Endowed Fund
Taylor Farms Retail, Inc.	6/8/2022	147,900	Taylor Farms Scholarship Fund
Groza Construction	6/9/2022	400	Maija, Eva and Cody West Family Fund
Mr. Richard Charpie	6/9/2022	1,000	The Morse Foundation Stewardship Fund
Gateway Center of Monterey County Inc.	6/9/2022	100,000	Gateway Center Mary Lou Cortright Memorial Fund
Ms. Irene Rios	6/9/2022	100	Weston Call Fund for Big Sur - Nonendowed
Ms. Kathryn N. Varner	6/9/2022	2,000	The Fund for Monterey County
Ms. Cristina Hufford	6/10/2022	300	Traven Tapson Foundation
Ms. Lois Mayol	6/10/2022	100	Youth Music Monterey Stewardship Fund
Gorman Charity Fund at Schwab Charitable	6/13/2022	200	Pass Thru Fund
Mr. John Day	6/13/2022	10	The Fund for Homeless Women Non-Endowed Fund
Old Republic Title Company-Fresno	6/13/2022	1,280	Sea Haven Fund
Ms. Mary McCarthy	6/13/2022	25	Operating Fund
Chicago Title Company-4525	6/13/2022	3,338	Carmel Gives Fund
Old Republic Title Company-Fresno	6/14/2022	1,533	Sea Haven Fund
Sunlight Giving	6/14/2022	10,000	Operating Fund
Mr. & Mrs. Earl Wayne and Linda Cruzan	6/15/2022	85	Monterey Public Library Fund
Mr. & Mrs. John and Tama Olver	6/15/2022	345,000	Libby Olver Scholarship Fund
Chicago Title Company-4525	6/15/2022	517	Carmel Gives Fund
Ms. Cindy Zoller Silver and Mr. Richard Silver	6/16/2022	5,000	Richard and Cindy Zoller Silver Family Legacy Fund
Ms. Pamela McClure	6/16/2022	50	The Equine Healing Collaborative Stewardship Fund
First American Title Company - Petaluma	6/17/2022	955	Carmel Gives Fund
Hope Gillis	6/17/2022	10	COVID-19 Relief Fund
Mr. & Mrs. Dominic and Martha Muzzi	6/17/2022	1,500	Northern Monterey County Foundation - Nonendowed
Mr. Jacob Koff	6/20/2022	100	Ventana Trails Forever Fund

COMMUNITY FOUNDATION FOR MONTEREY COUNTY
GIFTS - June 2022

Donor	Date	Amount	Fund
Mr. & Mrs. Herschel and Shirley Loomis	6/21/2022	10,863	The Fund for Monterey County
Victory Automotive Group, LLC	6/21/2022	5,000	Men's Golf Association at Quail Scholarship Fund
Old Republic Title Company-Fresno	6/21/2022	1,289	Sea Haven Fund
Old Republic Title Company-Fresno	6/21/2022	1,398	Sea Haven Fund
Ms. Dianne Geiger	6/21/2022	100	#liveforross: A Fund for Safety Awareness Education
Pasadena Community Foundation	6/21/2022	500	Operating Fund
Mr. & Mrs. Joe and Cinda Rossi	6/22/2022	100	CASA of Monterey County Scholarship Fund
Big Sur Marathon Foundation	6/22/2022	25,000	Park It! Stewardship Fund
Mr. Robert G. Leonard	6/22/2022	100	Pass Thru Fund
Mr. & Mrs. Joseph and Lori Grainger	6/23/2022	1,000	Tom Grainger Memorial Fund
COPA-Communities Organized for Power in Action	6/23/2022	50,000	COPA Catalyst Fund
Dr. Dara Jean Dobry	6/24/2022	100	Traven Tapson Foundation
Mr. & Mrs. Todd H. and Linda Norgaard	6/24/2022	6,000	Chris's Fund
Ms. Judith Sulsona	6/24/2022	250	Siembra Latinos Fund - Nonendowed
Ms. Ovilee M. Kennedy	6/24/2022	100	The Fund for Homeless Women Non-Endowed Fund
Mr. & Ms. Rodney and Susan Neubert	6/25/2022	100	#liveforross: A Fund for Safety Awareness Education
M Rochelle Simms	6/27/2022	100	Traven Tapson Foundation
Mr. & Mrs. Kenneth and Sally Ann Sikes	6/27/2022	100	Casa de Noche Buena Special Purpose Fund
Mr. Jerry Floyd	6/27/2022	100	Traven Tapson Foundation
Mr. Joel Hernandez Laguna	6/27/2022	100	Siembra Latinos Fund - Nonendowed
Mr. Martin A. Livingston	6/27/2022	2,000	Men's Golf Association at Quail Scholarship Fund
Old Republic Title Company-Fresno	6/27/2022	1,282	Sea Haven Fund
United Way Monterey County	6/27/2022	6,483	United Way Monterey County Stewardship Fund III
Ms. Lisa Vallejos	6/27/2022	100	Pacific Grove Public Library Foundation Fund
Omid & Gisel Kordestani Fund at Schwab Charitable	6/27/2022	5,000	Sharon Heights Country Club Scholarship Fund
Public Health Institute	6/27/2022	10,000	COVID-19 - Public Health Institute
First American Title Company - Carmel	6/27/2022	3,471	Carmel Gives Fund

COMMUNITY FOUNDATION FOR MONTEREY COUNTY
GIFTS - June 2022

Donor	Date	Amount	Fund
First American Title Company - Carmel	6/27/2022	3,471	Carmel Gives Fund
Carmel Valley Women's Club	6/27/2022	10,600	Carmel Woman's Club Scholarship Endowment Fund
Estate of Mrs. Robert Stanton	6/27/2022	6,873	The Fund for Monterey County
Estate of Jeanne Holmquist	6/27/2022	302	Phyllis Geer Krystal Fund
IMPOWER, Inc.	6/27/2022	1,500	Fund for Homeless Women Administrative Fund
Mr. David S. Sabih	6/28/2022	500	The Fund for Homeless Women Non-Endowed Fund
Mr. Earl S. Cory	6/28/2022	50	Pacific Grove Public Library Foundation Fund
Ms. Amy Brown	6/28/2022	100	Pacific Grove Public Library Foundation Fund
Fidelity Charitable - Stahl Family Charitable Fund	6/28/2022	1,000	Operating Fund
First American Title Company - Carmel	6/28/2022	4,228	Carmel Gives Fund
Mr. & Mrs. Ken and Kathryn Smith	6/29/2022	30,101	Smith Family Alliance Fund
Mr. Johnny Apodaca	6/29/2022	50	The Fund for Homeless Women Non-Endowed Fund
Mr. Mark Huff	6/29/2022	100	Pacific Grove Public Library Foundation Fund
Mr. Salvador Jimenez	6/29/2022	250	Siembra Latinos Fund - Nonendowed
Old Republic Title Company-Fresno	6/29/2022	1,333	Sea Haven Fund
Ms. Monica M. Tovar	6/29/2022	500	Siembra Latinos Fund - Nonendowed
Chicago Title Company-4522	6/29/2022	8,980	Carmel Gives Fund
Mr. & Mrs. Bradley and Rosemary Tarp	6/30/2022	25	#liveforross: A Fund for Safety Awareness Education
Mr. Bruce Merchant and Mrs. Sandra Reel	6/30/2022	5,000	Ridgewalker Fund
Mr. Charlie Tobias	6/30/2022	50	#liveforross: A Fund for Safety Awareness Education
Mr. George Cominos	6/30/2022	250	#liveforross: A Fund for Safety Awareness Education
Mildred Hitchcock Huff Charitable Trust	6/30/2022	1,000	The Fund for Homeless Women
Mildred Hitchcock Huff Charitable Trust	6/30/2022	2,000	Out Reach-Fund for LGBTQ+ Life in Monterey County
Mr. Jon Lenz	6/30/2022	200	#liveforross: A Fund for Safety Awareness Education
Old Republic Title Company-Fresno	6/30/2022	1,422	Sea Haven Fund
Pacific Grove Museum of Natural History	6/30/2022	400,000	PG Museum of Natural History Operating Fund
Ms. Susan Carlino	6/30/2022	100	#liveforross: A Fund for Safety Awareness Education

COMMUNITY FOUNDATION FOR MONTEREY COUNTY
GIFTS - June 2022

Donor	Date	Amount	Fund
Total		<u>1,637,082.69</u>	
Interfund Gifts			
Community Foundation for Monterey County	6/1/2022	500.00	The Fund for Homeless Women Non-Endowed Fund
Community Foundation for Monterey County	6/1/2022	500.00	The Fund for Homeless Women Non-Endowed Fund
Community Foundation for Monterey County	6/3/2022	90,540.00	College Futures Monterey County Fund
Community Foundation for Monterey County	6/3/2022	120,000.00	The Morse Foundation Scholarship Fund
Community Foundation for Monterey County	6/3/2022	150.00	Siembra Latinos Fund - Nonendowed
Community Foundation for Monterey County	6/17/2022	15,000.00	Old Capital Club Garden and House Operating Fund
Community Foundation for Monterey County	6/17/2022	20,000.00	The Fund for Homeless Women Non-Endowed Fund
Community Foundation for Monterey County	6/17/2022	5,000.00	Daphne and Stuart Wells Public Service Scholarship Fund
Community Foundation for Monterey County	6/17/2022	2,000.00	Zalan Family Scholarship Fund
Total		<u>253,690.00</u>	
Total Gifts		<u><u>1,890,772.69</u></u>	
Contribution & Bequest Receivable			
Total Receivables		<u><u>-</u></u>	

COMMUNITY FOUNDATION FOR MONTEREY COUNTY

GRANTS - JUNE 2022

Grantee	Program Name	Granted	Date	Fund
Salvation Army - Monterey Peninsula Corps	general operating support	250	6/3/2022	Anthony and Lary Lynn Muller Fund
Naval Postgraduate School Foundation	general operating support	500	6/3/2022	Anthony and Lary Lynn Muller Fund
Meals on Wheels of the Monterey Peninsula	general operating support	500	6/3/2022	Anthony and Lary Lynn Muller Fund
Monterey Bay Labrador Retriever Rescue	general operating support	250	6/3/2022	Anthony and Lary Lynn Muller Fund
Southern Poverty Law Center	general operating support	500	6/3/2022	Anthony and Lary Lynn Muller Fund
San Francisco SPCA	general support	1,000	6/3/2022	Barbara D. Moore Charitable Giving Fund
Camp Twin Lakes	general operating support	1,500	6/3/2022	Bareuther Family Foundation
Carmel Cares	expenses incurred for the Carmel Art Festival	5,000	6/3/2022	Carmel Gives Fund
Carmel Valley Manor	Carmel Valley Manor Foundation operation fund	3,000	6/3/2022	Carmel Valley Manor Foundation Stewardship Fund
Carmel Valley Manor	Northern California Retirement Homes Inc. operation fund	52,632	6/3/2022	Carmel Valley Manor Foundation Stewardship Fund
CARE	Ukraine Humanitarian Crisis Fund	2,500	6/3/2022	Clint and Karen Miller Charitable Fund
Pajaro Rescue Mission	Grace Harbor	1,000	6/3/2022	Clint and Karen Miller Charitable Fund
Agri-Culture	general operating support, in memory of Susan Kim Amhrein	250	6/3/2022	Clint and Karen Miller Charitable Fund
Agri-Culture	general operating support, in memory of Frank Prevedelli	250	6/3/2022	Clint and Karen Miller Charitable Fund
Agricultural History Project	general operating support	23,500	6/3/2022	Clint and Karen Miller Charitable Fund
Agricultural History Project	general operating support, in memory of Judy Nielsen	500	6/3/2022	Clint and Karen Miller Charitable Fund
World Central Kitchen, Inc.	Ukraine Relief	1,000	6/3/2022	Clint and Karen Miller Charitable Fund
Razom for Ukraine	general operating support	1,500	6/3/2022	Clint and Karen Miller Charitable Fund
Pajaro Valley Unified School District	Chef Emeril Lagasse's Culinary Garden & Kitchen at Starlight	10,000	6/3/2022	Clint and Karen Miller Charitable Fund
Santa Cruz County Fairgrounds Foundation	general operating support, in memory of Diane Cooley	500	6/3/2022	Clint and Karen Miller Charitable Fund
Santa Cruz County Fairgrounds Foundation	general operating support, in memory of Donald Driscoll	500	6/3/2022	Clint and Karen Miller Charitable Fund
Santa Cruz Fairgrounds Foundation	Heritage Hall	2,000	6/3/2022	Clint and Karen Miller Charitable Fund
Jacob's Heart Children's Cancer Support Services	staff professional development	2,000	6/3/2022	Collins Family Fund
Big Sur Land Trust	general operating support	1,000	6/3/2022	Collins Family Fund
ACTION Council of Monterey County	HHS VIDA March 2022 Work	135,342	6/3/2022	Community Health Literacy Program
Salinas Surf Club	Salinas Surf Club: Water safety and ocean exploration	4,000	6/3/2022	General Endowment-NGP Grants
King City Dance Team	Dance and Cultural Arts	4,000	6/3/2022	General Endowment-NGP Grants
Leukemia & Lymphoma Society Northern CA Region	In honor of Catherine Powers and her work in pediatric health.	10,000	6/3/2022	Lawrence and Carleton Mowell Fund
Yosemite Foundation	general support	2,000	6/3/2022	Noorani Family Fund
Maitri Charitable Trust	general support	5,000	6/3/2022	Noorani Family Fund
The Citizens Foundation - USA	general support	5,000	6/3/2022	Noorani Family Fund
Amigos De Santa Cruz Foundation	wherever it is needed most	2,000	6/3/2022	Ramsey Shirk Fund
Lopez Community Land Trust	where it is needed most	5,000	6/3/2022	Ramsey Shirk Fund
The Tower Foundation San Jose State University	For the Library Research Scholars/King program	5,000	6/3/2022	Terman and Borreson Family Fund
Monterey Bay Aquarium Foundation	general operating support	50,000	6/3/2022	The Buffett Fund
Planned Parenthood Mar Monte	general operating support	25,000	6/3/2022	The Buffett Fund
Santa Cruz Mountains Trail Stewardship	Funds 19 miles of new trail.	100	6/3/2022	The Fund for Monterey County

COMMUNITY FOUNDATION FOR MONTEREY COUNTY

GRANTS - JUNE 2022

Grantee	Program Name	Granted	Date	Fund
Carmel Bach Festival	musician sponsorship 2022	2,500	6/3/2022	The Peter and Jackie Henning Fund
Hidden Valley Music Seminars	Kosower master class	5,000	6/17/2022	Amy Anderson and George Somero Fund
Palma School	Lacrosse Team	2,500	6/17/2022	Ausonio Family Fund
Veterans Transition Center of Monterey County	general operating support	2,500	6/17/2022	Ausonio Family Fund
Heading Home Animal Rescue	general operating support	2,500	6/17/2022	Ausonio Family Fund
Monterey County Rape Crisis Center	general operating support	2,500	6/17/2022	Ausonio Family Fund
Save Our Shores	Internship to rebuild marketing and communications capacity	10,000	6/17/2022	Center for Nonprofit Excellence #7
Harmony at Home	Comprehensive Social & Emotional Supports Packages	10,000	6/17/2022	Center for Nonprofit Excellence #7
Ave Maria Senior Living	Music Program	3,000	6/17/2022	Chris's Fund
Orchestra in the Schools	general operating support	500	6/17/2022	Colleagues of the Arts Endowment Fund
Mee Memorial Hospital	Equitable access support	34,192	6/17/2022	COVID-19 Collaborative - Packard Funding
Monterey Museum of Art	general operating support	1,500	6/17/2022	Dan Baldwin and Anne Ylvisaker Fund
Veterans Transition Center of Monterey County	general operating support	20,000	6/17/2022	DeWitt Fund
Boys & Girls Clubs of Monterey County	general operating support	25,000	6/17/2022	DeWitt Fund
Agriculture and Land-Based Training Association (ALBA)	general operating support	20,000	6/17/2022	DeWitt Fund
Doctors Without Borders	general operating support	25,000	6/17/2022	DeWitt Fund
Food Bank for Monterey County	general operating support	25,000	6/17/2022	DeWitt Fund
Spero Collaborative	Spero Challenge	10,000	6/17/2022	Dooling Family Fund
UC Santa Barbara	Brianna Avila	3,000	6/17/2022	Drezner Family Scholarship Fund
Monterey Peninsula College, Student Financial	Noah Friedman	1,000	6/17/2022	James Bliss & Annette Sward Nursing Scholarship Fund
Monterey Peninsula College, Student Financial	Irepan Romero	1,000	6/17/2022	James Bliss & Annette Sward Nursing Scholarship Fund
Monterey Peninsula College, Student Financial	Katie Aruiza	1,000	6/17/2022	James Bliss & Annette Sward Nursing Scholarship Fund
Monterey Peninsula College, Student Financial	Mayra Isabel Mendoza Carabez	1,000	6/17/2022	James Bliss & Annette Sward Nursing Scholarship Fund
Monterey Peninsula College, Student Financial	Shawna DeLao	1,000	6/17/2022	James Bliss & Annette Sward Nursing Scholarship Fund
Monterey Peninsula College, Student Financial	Ashlin Habes	1,000	6/17/2022	James Bliss & Annette Sward Nursing Scholarship Fund
Monterey Peninsula College, Student Financial	Jungsook Han	1,000	6/17/2022	James Bliss & Annette Sward Nursing Scholarship Fund
Monterey Peninsula College, Student Financial	Emily Howard	1,000	6/17/2022	James Bliss & Annette Sward Nursing Scholarship Fund
Monterey Peninsula College, Student Financial	Sampa Kombe	1,000	6/17/2022	James Bliss & Annette Sward Nursing Scholarship Fund
Monterey Peninsula College, Student Financial	Benjamin Matthews	1,000	6/17/2022	James Bliss & Annette Sward Nursing Scholarship Fund
Monterey Peninsula College, Student Financial	Barbara Miguel	1,000	6/17/2022	James Bliss & Annette Sward Nursing Scholarship Fund
Monterey Peninsula College, Student Financial	Shelby Napier	1,000	6/17/2022	James Bliss & Annette Sward Nursing Scholarship Fund
Monterey Peninsula College, Student Financial	Margarita Navarro	1,000	6/17/2022	James Bliss & Annette Sward Nursing Scholarship Fund
Monterey Peninsula College, Student Financial	Kayla Rodriguez	1,000	6/17/2022	James Bliss & Annette Sward Nursing Scholarship Fund
Monterey Peninsula College, Student Financial	David Royal	1,000	6/17/2022	James Bliss & Annette Sward Nursing Scholarship Fund
Monterey Peninsula College, Student Financial	Amber Dawn Stroud	1,000	6/17/2022	James Bliss & Annette Sward Nursing Scholarship Fund
Monterey Peninsula College, Student Financial	Carlyanne Tomlin	1,000	6/17/2022	James Bliss & Annette Sward Nursing Scholarship Fund
Monterey Peninsula College, Student Financial	Taylor Wolzen	1,000	6/17/2022	James Bliss & Annette Sward Nursing Scholarship Fund

COMMUNITY FOUNDATION FOR MONTEREY COUNTY

GRANTS - JUNE 2022

Grantee	Program Name	Granted	Date	Fund
Carmel Mission Basilica	Annual Fund Raising Campaign--Safe and Sound	1,000	6/17/2022	Marti and Steve Diamond Charitable Foundation Fund
Rancho Cielo	general operating support	5,000	6/17/2022	Monterey Pacific Company Fund
W I S H Foundation	Savage Learning Environment (SLE)	10,000	6/17/2022	Noorani Family Fund
World Central Kitchen, Inc.	general operating support	2,500	6/17/2022	Noorani Family Fund
The Citizens Foundation - USA	UCC 2022 Director's Pledge	5,000	6/17/2022	Noorani Family Fund
Carmel Cares	general operating support	2,500	6/17/2022	Overett Family Fund
Boys & Girls Clubs of Monterey County	Girls' Health in Girls' Hands (Pasadera lunch donation)	1,000	6/17/2022	Packer Family Foundation
Stevenson School	Annual Fund donation	3,000	6/17/2022	Packer Family Foundation
Monterey County Office of Education (MCOE)	Summer Matters - Monterey County	120,000	6/17/2022	San Diego Foundation Expanded Learning Program Grant
Rancho Cielo	Summer Program	50,000	6/17/2022	San Diego Foundation Expanded Learning Program Grant
Ventana Wildlife Society	Nature Prescriptions	41,533	6/17/2022	San Diego Foundation Expanded Learning Program Grant
City of Greenfield	CSW ScienceMobile: Ciencia Ambulante	49,452	6/17/2022	San Diego Foundation Expanded Learning Program Grant
International School of Monterey	Mental Health Support	45,000	6/17/2022	San Diego Foundation Expanded Learning Program Grant
Pacific Grove Museum of Natural History	Exploring Environmental Science through Extended Learning	32,560	6/17/2022	San Diego Foundation Expanded Learning Program Grant
Foundation for Monterey County Free Libraries	Linking Youth & Families to Mental Health & Literacy Resources	36,875	6/17/2022	San Diego Foundation Expanded Learning Program Grant
Read to Me Project	Home-based literacy and reading improvement program	30,000	6/17/2022	San Diego Foundation Expanded Learning Program Grant
Harmony at Home	Comprehensive Social-Emotional Supports	50,000	6/17/2022	San Diego Foundation Expanded Learning Program Grant
Silicon Valley Education Foundation	Elevate [Math] in Monterey County	50,000	6/17/2022	San Diego Foundation Expanded Learning Program Grant
Hope, Horses and Kids	Customized Equine Assisted Wellness and Learning	50,000	6/17/2022	San Diego Foundation Expanded Learning Program Grant
Youth Arts Collective (YAC)	After-school arts education and mentorship program	35,000	6/17/2022	San Diego Foundation Expanded Learning Program Grant
Girls Inc. of the Central Coast	Youth development and enrichment programming for girls	50,000	6/17/2022	San Diego Foundation Expanded Learning Program Grant
Community Partnership for Youth	6 week Summer Intersession	25,000	6/17/2022	San Diego Foundation Expanded Learning Program Grant
Asian Americans Advancing Justice - Asian Law Caucus	general operating support	250	6/17/2022	Shing Taylor Fund
KAZU-FM Radio 90.3	general operating support	500	6/17/2022	Shing Taylor Fund
Earthjustice	general operating support	250	6/17/2022	Shing Taylor Fund
Hampshire College	general operating support	250	6/17/2022	Shing Taylor Fund
Unitarian Universalist Church of the Monterey Peninsula	general operating support	250	6/17/2022	Shing Taylor Fund
Mr. Harrington	Adrian N Harrington	5,000	6/17/2022	Taylor Farms Scholarship Fund
Mr. Garcia Jesus	Alejandro Garcia Jesus	5,000	6/17/2022	Taylor Farms Scholarship Fund
Mr. Kiley	Alex Patrick Kiley	5,000	6/17/2022	Taylor Farms Scholarship Fund
Mr. Nava Perez	Armando Nava Perez	5,000	6/17/2022	Taylor Farms Scholarship Fund
Mr. Villa Jr.	Armando Villa Jr.	5,000	6/17/2022	Taylor Farms Scholarship Fund
Mr. Tena-Ramirez	Edwin Tena-Ramirez	5,000	6/17/2022	Taylor Farms Scholarship Fund
Mr. Gutierrez Cardenas	Gabriel Gutierrez Cardenas	5,000	6/17/2022	Taylor Farms Scholarship Fund
Mr. Luna	Jesus Luna	5,000	6/17/2022	Taylor Farms Scholarship Fund
Mr. Los Banos	Joeven Los Banos	5,000	6/17/2022	Taylor Farms Scholarship Fund
Mr. Calleja Torres	Jovan Calleja Torres	5,000	6/17/2022	Taylor Farms Scholarship Fund

COMMUNITY FOUNDATION FOR MONTEREY COUNTY

GRANTS - JUNE 2022

Grantee	Program Name	Granted	Date	Fund
Mr. Contreras-Barboza	Juan Contreras	5,000	6/17/2022	Taylor Farms Scholarship Fund
Mr. M Gamez	Julien M Gamez	5,000	6/17/2022	Taylor Farms Scholarship Fund
Mr. Rosas	Leobardo Rosas	5,000	6/17/2022	Taylor Farms Scholarship Fund
Mr. Rojas-Rangel	Richard Allen Rojas-Rangel	5,000	6/17/2022	Taylor Farms Scholarship Fund
Mr. Ramirez	Roman Alberto Ramirez	5,000	6/17/2022	Taylor Farms Scholarship Fund
Ms. Diaz	Angela Diaz	5,000	6/17/2022	Taylor Farms Scholarship Fund
Ms. Guerrero Sanchez	Antonia Guerrero Sanchez	5,000	6/17/2022	Taylor Farms Scholarship Fund
Ms. Trujillo	Giovanna Trujillo	5,000	6/17/2022	Taylor Farms Scholarship Fund
Ms. Ruelas- Guevara	Katherine Ruelas-Guevara	5,000	6/17/2022	Taylor Farms Scholarship Fund
Ms. Garcia	Lizet Garcia	5,000	6/17/2022	Taylor Farms Scholarship Fund
Ms. Xu	Mabel Xu	5,000	6/17/2022	Taylor Farms Scholarship Fund
Ms. Nunez Andrade	Maricruz Nunez Andrade	5,000	6/17/2022	Taylor Farms Scholarship Fund
Ms. Macias	Michelle Yareli Macias	5,000	6/17/2022	Taylor Farms Scholarship Fund
Ms. Torres Quintero	Nadia Alondra Torres Quintero	5,000	6/17/2022	Taylor Farms Scholarship Fund
Ms. Quintero Jimenez	Tiffany Abril Quintero Jimenez	5,000	6/17/2022	Taylor Farms Scholarship Fund
Ms. Camacho-Galva	Victoria Camacho-galvan	5,000	6/17/2022	Taylor Farms Scholarship Fund
Ms. Ramirez Ortiz	Yareli De Jesus Ramirez Ortiz	5,000	6/17/2022	Taylor Farms Scholarship Fund
Ms. Rodriguez Garcia	Yazmin Estefania Rodriguez Garcia	5,000	6/17/2022	Taylor Farms Scholarship Fund
Ms. Bernave Diaz	Zuleima Bernave Diaz	5,000	6/17/2022	Taylor Farms Scholarship Fund
CHISPA	SYI 2022-2023: \$50,000 for operating support	50,000	6/17/2022	The David and Lucile Packard Foundation Fund
Hijos Del Sol Arts Productions	\$30,000 for operating support and \$10,000 for technical	40,000	6/17/2022	The David and Lucile Packard Foundation Fund
Gil Basketball Academy	SYI 2022-2023: \$40,000 for operating support	40,000	6/17/2022	The David and Lucile Packard Foundation Fund
Alisal Community Arts Network	\$30,000 for operating support and \$10,000 for technical	40,000	6/17/2022	The David and Lucile Packard Foundation Fund
ACTION Council of Monterey County	Artist Ink \$30,000 for operating support \$10,000 for technical	40,000	6/17/2022	The David and Lucile Packard Foundation Fund
ACTION Council of Monterey County	Cesar Chavez Futbol Academy \$30,000 for operating support	30,000	6/17/2022	The David and Lucile Packard Foundation Fund
ACTION Council of Monterey County	Urban Arts Collaborative \$30,000 for operating support	30,000	6/17/2022	The David and Lucile Packard Foundation Fund
Salinas Public Library	Salinas Public Library \$38,000 for operating support	38,000	6/17/2022	The David and Lucile Packard Foundation Fund
Restorative Justice Partners, Inc.	SYI 2022-2023: \$40,000 for operating support	40,000	6/17/2022	The David and Lucile Packard Foundation Fund
The Epicenter	\$30,000 for operating support and \$10,000 for technical	40,000	6/17/2022	The David and Lucile Packard Foundation Fund
Partners for Peace	\$30,000 for operating support and \$5,000 for technical	35,000	6/17/2022	The David and Lucile Packard Foundation Fund
Unitek College - San Jose	Daniela Gonzalez	10,000	6/17/2022	The Morse Foundation Scholarship Fund
Unitek College - San Jose	Fatima Jacuinde Zavala	10,000	6/17/2022	The Morse Foundation Scholarship Fund
Hartnell College	Cintia Gonzalez	3,000	6/17/2022	The Morse Foundation Scholarship Fund
San Diego State University	Stephanie Dalhamer	9,000	6/17/2022	The Morse Foundation Scholarship Fund
CSU Monterey Bay	Alexis Jo Marcuson	9,000	6/17/2022	The Morse Foundation Scholarship Fund
CSU Monterey Bay	Fabian Quintana Medina	9,000	6/17/2022	The Morse Foundation Scholarship Fund
West Virginia University	Patrick Joseph Sylvia	4,500	6/17/2022	The Morse Foundation Scholarship Fund

COMMUNITY FOUNDATION FOR MONTEREY COUNTY

GRANTS - JUNE 2022

Grantee	Program Name	Granted	Date	Fund
Northwestern University - Feinberg School of Medicine	Snorf Medical Student Scholarship Fund	100,000	6/17/2022	The Snorf Fund
Church in the Forest	a distribution as requested on June 27, 2022	50,000	6/30/2022	Church in the Forest Fund for the Future
Greater Washington Educational Telecommunications	the PBS News Hour and Washington Week.	50,000	6/30/2022	DeLay-Magnuson Foundation Fund

**COMMUNITY FOUNDATION FOR MONTEREY COUNTY
SOURCES AND USES OF FUNDS**

For the Six Months Ended June 30, 2022 (with comparative percentages for June 30, 2021)

Source of Funds			
Description	Total	% of	6/30/2021
	Contributions	Total	% of Total
Agency Contributions	1,607,692	19.81%	11.24%
Bequests	16,763	0.21%	0.13%
Board & Staff	0	0.00%	0.39%
CFMC Annual Appeal	0	0.00%	0.00%
Corporate Contributions	785,807	9.68%	8.40%
Foundation Contributions	2,372,060	29.23%	51.95%
Individual Contributions	3,101,267	38.22%	27.26%
IRA Rollover	59,297	0.73%	0.49%
Monterey County Gives Campaign	0	0.00%	-0.07%
Memorial/Honor	33,690	0.42%	0.13%
Newsletter/Annual Report Insert	0	0.00%	0.04%
Returned Grants	138,529	1.71%	0.04%
Special Project	0	0.00%	0.00%
Women's Fund Lunch	0	0.00%	0.00%
Sub-Total Contributions	8,115,104	100.00%	100.00%
YE Agency Funds Adjustment	0	0.00%	0.00%
YE Stewardship Funds Adjustment	0	0.00%	0.00%
TOTAL	8,115,104	100.00%	100.00%

Disbursement of Funds			
Description	Total	% of	6/30/2021
Grants		Total	% of Total
Affiliate Fund	0	0.00%	0.17%
Awards	0	0.00%	0.00%
Community Impact	246,512	1.40%	1.54%
Donor Advised	2,653,515	15.07%	21.96%
Board/CEO Discretionary	937,659	5.33%	4.27%
Employee Matching	100	0.00%	0.00%
Field of Interest	70,777	0.40%	0.30%
Monterey County Gives	9,506,941	54.01%	33.71%
Neighborhood Grants	8,000	0.05%	0.00%
Opportunity	3,200	0.02%	0.09%
Organizational Development	42,066	0.24%	0.06%
Pass Through	85,350	0.48%	0.60%
Restricted & Designated Agency Funds	2,804,258	15.93%	8.38%
Scholarships	272,375	1.55%	0.53%
Special Projects	971,920	5.52%	18.81%
Sub-Total Grants	17,602,674	100.00%	90.42%
General Operating & Programs	0	0.00%	8.83%
Other Fund Expenses	0	0.00%	0.75%
Prior period voided grants	0	0.00%	0.00%
YE Agency Funds Adjustment	0	0.00%	0.00%
YE Stewardship Funds Adjustment	0	0.00%	0.00%
TOTAL	17,602,674	100.00%	100.00%

by Region	% of Total	06/30/2021 % of Total
Big Sur	4.88%	12.87%
Other County	2.40%	1.27%
Countywide	44.62%	34.29%
Neighboring County	1.63%	1.12%
Monterey Peninsula	26.21%	14.79%
Multiple Areas	1.39%	16.55%
North County	2.77%	2.87%
Salinas/Salinas Valley	7.84%	7.79%
Seaside - Marina	2.14%	3.65%
South County	2.59%	2.95%
Outside CA	3.53%	1.76%
Outside the US	0.00%	0.10%
	100.00%	100.00%

by Program Area	% of Total	06/30/2021 % of Total
Arts, Culture & Humanities	13.53%	10.77%
Education	13.75%	8.76%
Environment & Animal Welfare	18.49%	14.17%
Health (Individual & Community)	17.70%	13.64%
Human Services	25.05%	31.63%
International & Foreign Affairs	0.68%	0.45%
Public & Community Benefit	9.09%	20.27%
Recreation & Sports	0.00%	0.00%
Religion-related	1.72%	0.31%
	100.00%	100.00%