



Here for Good

Community Foundation
for Monterey County

FINANCIAL STATEMENT

For the Five Months Ended May 31, 2022

COMMUNITY FOUNDATION FOR MONTEREY COUNTY
FINANCIAL REPORTS
For the Five Months Ended May 31, 2022

TABLE OF CONTENTS

Section I – Financial Reports	Page(s)
Notes to Financial Statements	1 - 2
Statement of Financial Position	3 - 4
Statement of Activities	5 - 6
Section II – Combined Operating Fund	
Comparisons of Actual to Budget - Operating Fund	7
Operating Cash on Hand	8
Section III – Fund Reports	
Investment Holdings - Long Term Fund Portfolio	9
Investment Performance Report - Long Term Fund Portfolio	10 - 12
Investment Holdings - Medium Term Fund Portfolio	13
Investment Performance Report - Medium Term Fund Portfolio	14 - 15
Investment Holdings - ESG Fund Portfolio	16
Investment Performance Report - ESG Fund Portfolio	17 - 18
Investment Holdings - DRIM Portfolio	19
Investment Performance Report - DRIM Portfolio	20
Gifts Received – Current Month	21 - 26
Grants Approved – Current Month	27 - 30

COMMUNITY FOUNDATION FOR MONTEREY COUNTY
NOTES TO THE FINANCIAL STATEMENTS
For the Five Months Ended May 31, 2022

Assets

Total Assets through 5/31/2022 are \$341,321,685 a 6.61% decrease since May 2020 and a 11.73% decrease since December 2021. (p. 4)

Charitable Remainder Trusts (CRT) and Charitable Gift Annuities (CGA)

The CRT and CGA funds have been adjusted to reflect the activity and balances per Kaspick & Company and the third-party account balances as of December 31, 2021. (p. 4)

Realized and Unrealized Gains and Losses on Investments

Net year-to-date realized gains were \$1,812 and unrealized losses were \$35,198,285, for a total loss of \$35,196,473. (p. 7)

Operating Fund

Total revenue was \$177,992 more than the budget, and total expenses were \$101,477 less than the budget. Unrealized losses were \$70,975 on the operating reserve held in the Medium-Term Fund portfolio. The actual net operating deficit is \$561,975 compared to a budgeted deficit of \$770,327. (p. 8)

Note: The Expendable Operating Cash-on-Hand is at 8.1 months, excluding the operating reserve of \$500,000 and the building reserve of \$150,000. (p. 9)

Portfolio Performance

The market value of the Long-Term Fund portfolio at 5/31/2022 was \$281,170,842. The one-year Total Return for the Long-Term Endowment Portfolio was -6.4% compared to the Policy Index of -4.5%. (p. 10-12)

The market value of the Medium-Term Fund portfolio at 5/31/2022 was \$9,556,464. The one-year Total Return for the Medium-Term Endowment Portfolio was -7.8% compared to the Policy Index of -7.2. (p. 13-14)

The market value of the ESG Fund portfolio at 5/31/2022 was \$6,089,886. The one-year Total Return for the ESG Portfolio was -5.8% compared to the Policy Index of -6.9%. (p. 15-16)

The market value of the DRIM Fund portfolio at 5/31/2022 was \$2,774,971. The one-year Total Return for the DRIM Portfolio was 1.0% compared to the Policy Index of -6.6%. Due to the timing of the DRIM reports, there is a one-month lag in the performance reporting. (p. 17-18)

Special Program Funds

Special Program Funds include: Center for Nonprofit Excellence funded by the David and Lucile Packard Foundation; the Salinas Inclusive Economic Development Initiative, funded by the James Irvine Foundation; COVID-19 Collaborative support funded by the David and Lucile Packard Foundation; COVID-19 support funded by the Public Health Institute; and the Monterey County Gives annual campaign.

COMMUNITY FOUNDATION FOR MONTEREY COUNTY
NOTES TO THE FINANCIAL STATEMENTS
For the Five Months Ended May 31, 2022

Total Special Program revenue was \$970,644 and total expenses were \$10,412,241. This includes grant expense of \$9,493,617 for the 2021 Monterey County Gives campaign. (p. 6-7)

Gifts, Pledges, Bequests, Future Funds Greater than \$25,000, and Grants

Total new contributions for the month were \$901,097 including: (p. 21-26)

Mr. Steven Wade and Mrs. Karen Judkins	5/12/2022	25,507.50	Karen Judkins and Steven Wade Fund
Health Projects Center	5/13/2022	320,000.00	Health Projects Center Stewardship Fund
Mrs. Jackie Henning	5/20/2022	50,000.00	The Peter and Jackie Henning Fund
Mr. Steven Wade and Mrs. Karen Judkins	5/23/2022	27,196.71	Pass Thru Fund
Arkay Foundation	5/23/2022	30,000.00	Fund for Homeless Women Administrative Fund
Mr. Raymond Costa	5/24/2022	60,000.00	Raymond H. Costa Family Scholarship Fund
Gateway Center of Monterey County Inc.	5/25/2022	100,000.00	Gateway Center Mary Lou Cortright Legacy Fund
Friends of the Pacific Grove Library	5/27/2022	50,000.00	Friends of the Pacific Grove Public Library Fund
Robert and Angela Kent at Fidelity Charitable	5/27/2022	62,485.44	Robert & Angela Kent Fund

Grants to agencies for the month totaling \$685,069.90 were approved and recorded. (p. 27-30)

COMMUNITY FOUNDATION FOR MONTEREY COUNTY
STATEMENT OF FINANCIAL POSITION
CONSOLIDATED - ALL FUNDS
For the Five Months Ended May 31, 2022 and May 31, 2021

	<u>COMBINED OPERATING</u>	<u>SPECIAL PROGRAMS</u>	<u>ENDOWMENT</u>	<u>NON ENDOWED</u>	<u>BEQUEST, CRT RECEIVABLES</u>	<u>TOTAL May 31, 2022</u>	<u>TOTAL May 31, 2021</u>
ASSETS							
Cash:							
Cash & Cash Equivalents	3,565,402	3,476,673	11,068	4,485,020	0	11,538,162	10,897,872
Investments - Long Term Fund Portfolio	0	0	191,264,006	89,906,836	0	281,170,842	305,044,727
Investments - Medium Term Fund Portfolio	661,564	0	0	8,894,900	0	9,556,464	9,124,754
Investments - ESG Fund Portfolio	0	0	3,360,072	2,729,813	0	6,089,886	4,938,903
Separately Invested - DRIM Portfolio	0	0	0	2,774,971	0	2,774,971	2,632,158
Separately Invested - Pony Trust	0	293,154	0	0	0	293,154	326,878
Total Cash & Investments	4,226,966	3,769,827	194,635,146	108,791,541	0	311,423,479	332,965,292
Accounts Receivable:							
Pledges & Contributions Receivable	3,794	0	0	4,500	0	8,294	16,750
Bequests & Remainder Interest	0	0	0	0	0	0	0
Due from OPER	0	0	1,016,439	0	0	1,016,439	1,093,021
Investment in an LLC	0	0	0	0	0	0	1,837,500
Charitable Remainder Trusts	0	0	0	0	22,184,966	22,184,966	23,323,008
Charitable Gift Annuities	0	0	0	0	4,880,359	4,880,359	4,380,833
Total Accounts Receivable	3,794	0	1,016,439	4,500	27,065,325	28,090,058	30,651,112
Other Assets:							
Prepaid Expenses	5,500	0	0	0	0	5,500	7,344
Property-Net of Depreciation	1,802,648	0	0	0	0	1,802,648	1,848,950
Total Other Assets	1,808,148	0	0	0	0	1,808,148	1,856,294
TOTAL ASSETS	6,038,907	3,769,827	195,651,585	108,796,041	27,065,325	341,321,685	365,472,698

COMMUNITY FOUNDATION FOR MONTEREY COUNTY
STATEMENT OF FINANCIAL POSITION
CONSOLIDATED - ALL FUNDS
For the Five Months Ended May 31, 2022 and May 31, 2021

	<u>COMBINED OPERATING</u>	<u>SPECIAL PROGRAMS</u>	<u>ENDOWMENT</u>	<u>NON ENDOWED</u>	<u>BEQUEST, CRT RECEIVABLES</u>	<u>TOTAL May 31, 2022</u>	<u>TOTAL May 31, 2021</u>
LIABILITIES & NET ASSETS							
Liabilities:							
Grants Payable	0	1,084,210	359,377	388,396	0	1,831,983	1,323,487
Contingent Liabilities	0	0	0	0	0	0	16,264,006
Funds held as Agency Endowments	0	0	0	0	0	0	7,298,606
Funds held as Stewardship Funds	0	0	0	56,450,476	0	56,450,476	48,980,877
Payroll, Misc. and Accts Payable	1,212,409	5,037	8,371,490		15,323,652	24,912,588	1,224,495
Total Liabilities	1,212,409	1,089,247	8,730,867	56,838,872	15,323,652	83,195,047	75,091,471
Net Assets:							
Net Assets-Beginning Balance	5,388,473	12,147,613	209,105,934	64,245,878	12,322,224	303,210,122	271,959,415
Change in Net Assets - Current Year	(561,975)	(9,467,033)	(22,185,217)	(12,288,710)	(580,550)	(45,083,484)	18,421,812
Total Net Assets	4,826,498	2,680,580	186,920,717	51,957,168	11,741,674	258,126,638	290,381,228
TOTAL LIABILITIES & NET ASSETS	6,038,907	3,769,827	195,651,585	108,796,041	27,065,325	341,321,685	365,472,698

COMMUNITY FOUNDATION FOR MONTEREY COUNTY
STATEMENT OF ACTIVITIES
CONSOLIDATED - ALL FUNDS
For the Five Months Ended May 31, 2022 and May 31, 2021

	<u>COMBINED OPERATING</u>	<u>SPECIAL PROGRAMS</u>	<u>ENDOWMENT</u>	<u>NON ENDOWED</u>	<u>BEQUEST, CRT RECEIVABLES</u>	<u>TOTAL May 31, 2022</u>	<u>TOTAL May 31, 2021</u>
SUPPORT AND REVENUE:							
Contributions	19,590	966,871	447,293	4,610,404	0	6,044,157	13,093,546
Interfund Gifts	38,251	0	18,896	304,268	0	361,416	325,981
Pledge Payments Received	0	0	0	0	0	0	13,384
Future Contributions-A/R-Pledge-CRT-CGA	0	0	0	0	147,955	147,955	68,239
Contributions Received via Bequest	16,196	0	793,517	0	0	809,714	2,493,403
Change in Value, Split Interest Trusts, Future Assets	0	0	0	0	102,533	102,533	1,532,685
Gain/Loss on Sale of Property	0	0	0	0	0	0	0
Income from Related Party (LLC)	0	0	0	0	0	0	0
Interest & Dividend Income	7,241	3,773	1,044,130	539,280	0	1,594,424	1,838,636
Administrative Fees	1,142,079	0	0	0	0	1,142,079	955,928
Fees from Special Projects	43,436	0	0	0	0	43,436	53,875
Workshop and Contract Service Income	23,260	0	0	0	0	23,260	576
Misc Income/Returned Grants	1,615	0	215	25,934	0	27,763	20,348
Total Support and Revenue	1,291,667	970,644	2,304,051	5,479,887	250,488	10,296,736	20,396,602
EXPENSES:							
Operating Expenses and Distributions:							
Salaries & Benefits	1,200,584	28,969	0	0	0	1,229,553	1,078,131
Administrative Costs	446,576	288,229	0	3,436	0	738,241	524,420
Occupancy Costs	83,939	0	0	0	0	83,939	61,531
Development Expenses	51,229	25,542	0	0	0	76,771	49,650
Board & Committee Expenses	198	0	0	0	0	198	592
Total Operating Expenses	1,782,525	342,740	0	3,436	0	2,128,702	1,714,323

COMMUNITY FOUNDATION FOR MONTEREY COUNTY
STATEMENT OF ACTIVITIES
CONSOLIDATED - ALL FUNDS
For the Five Months Ended May 31, 2022 and May 31, 2021

	<u>COMBINED OPERATING</u>	<u>SPECIAL PROGRAMS</u>	<u>ENDOWMENT</u>	<u>NON ENDOWED</u>	<u>BEQUEST, CRT RECEIVABLES</u>	<u>TOTAL May 31, 2022</u>	<u>TOTAL May 31, 2021</u>
Grants and Grant Related Expenses:							
Grants	0	9,922,874	2,831,806	2,724,058	0	15,478,739	19,181,889
Interfund Grants	0	2,793	251,123	107,500	0	361,416	325,981
Pledge Payments Paid	0	0	0	0	0	0	13,384
Bequests Payments/Transfers	0	0	0	0	809,711	809,711	2,482,668
Other Expenses	0	141,222	0	643	0	141,865	37,831
Other Payments/Transfers	0	0	(2,114,781)	2,114,781	0	0	0
Grant Related Expenses	0	0	0	0	0	0	0
Administrative Fees	0	2,612	697,958	420,183	21,326	1,142,079	995,928
Fees to Managers	142	0	80,798	40,296	0	121,236	118,120
Total Grants and Grant Related Expenses	142	10,069,501	1,746,903	5,407,462	831,038	18,055,045	23,155,802
Total Expenses and Grants	1,782,667	10,412,241	1,746,903	5,410,898	831,038	20,183,747	24,870,125
Excess of Revenues (Expenses)							
Before Gains on Investments & Transfers	(491,000)	(9,441,597)	557,148	68,989	(580,550)	(9,887,011)	(4,473,522)
GAINS(LOSS) ON INVESTMENTS and Other Income:							
Realized-Gain (Loss)	0	0	(0)	1,812	0	1,812	2,213
Unrealized-Gain(Loss)	(70,975)	(25,435)	(22,742,365)	(12,359,510)	0	(35,198,285)	22,893,122
Other Income	0	0	0	0	0	0	
Total Gain/(Loss) on Investments and Other Income:	(70,975)	(25,435)	(22,742,365)	(12,357,698)	0	(35,196,473)	22,895,335
Change in Net Assets	(561,975)	(9,467,033)	(22,185,217)	(12,288,710)	(580,550)	(45,083,484)	18,421,812
Net Assets Beginning of Year	5,388,473	12,147,613	209,105,934	64,245,878	12,322,224	303,210,122	271,959,415
Net Assets, End of Period	4,826,498	2,680,580	186,920,717	51,957,168	11,741,674	258,126,638	290,381,228

COMMUNITY FOUNDATION FOR MONTEREY COUNTY
Combined Operating Fund Budget vs. Actual

For the Five Months Ended May 31, 2022 and May 31, 2021

	Year-To-Date			YTD Actual 5/31/2021
	Actual	Budget	Variance	
REVENUE				
Contributions - Foundations	9,239	8,000	1,239	57,558
Contributions - Indiv/Corp	10,351	3,000	7,351	651,697
Contributions - Interfund	38,251	20,000	18,251	48,051
Bequests Received	16,196	20,210	(4,014)	60,389
Admin Fees	1,142,079	994,925	147,154	955,928
Special Project Fees	43,436	31,800	11,636	53,875
Workshops/Contracts	23,260	18,000	5,260	576
Miscellaneous Income	1,615	14,200	(12,585)	17,516
Interest and Dividends	7,241	3,540	3,701	7,014
Total Revenue	1,291,667	1,113,675	177,992	1,852,603
EXPENSE				
Personnel				
Salaries and Wages	941,937	996,591	(54,654)	818,136
Payroll Taxes	78,167	77,030	1,137	63,582
Insurance and Other Benefits	180,481	234,027	(53,546)	179,876
Sub-total	1,200,584	1,307,648	(107,064)	1,061,594
Administrative				
Supplies	10,353	8,750	1,603	5,260
Equip / Computer Maintenance	70,281	95,625	(25,344)	66,570
Bank Charges	8,290	2,915	5,375	5,669
Printing	8,314	17,825	(9,511)	14,523
Postage / Freight	12,565	15,600	(3,035)	17,141
Dues/Subscriptions	38,485	40,160	(1,675)	37,613
Services (legal, acct, consult)	225,829	149,215	76,614	157,937
D&O Insurance	6,160	12,500	(6,340)	0
Telecommunications	22,252	24,715	(2,463)	19,456
Conferences & Training	6,155	13,335	(7,180)	2,800
Miscellaneous	147	3,565	(3,418)	3,514
Depreciation	37,745	37,745	0	33,205
Sub-total	446,576	421,950	24,626	363,688
Facilities				
Property / Liability Insurance	11,267	11,925	(658)	7,917
Maintenance / Repairs	7,817	5,730	2,087	2,911
Janitorial & Landscaping	9,652	10,125	(473)	8,710
Rent	16,443	23,445	(7,002)	8,423
Mortgage, Interest & Property Taxes	17,273	17,984	(711)	18,522
Utilities	21,486	13,335	8,151	15,047
Sub-total	83,939	82,544	1,395	61,531
Development, Program & Staff				
Donor Development	14,275	18,550	(4,275)	11,665
Advertising & Promotion	19,400	26,730	(7,330)	17,032
Mileage, Meals & Meetings	1,402	3,245	(1,843)	57
Workshops	5,927	14,660	(8,733)	1,225
Annual Meetings	0	0	0	0
75th Anniversary Expenses	0	0	0	0
Annual Report	4,720	3,000	1,720	195
Staff Recognition Expenses	5,504	3,600	1,904	2,532
Board & Committee Expenses	198	2,075	(1,877)	592
Sub-total	51,426	71,860	(20,434)	33,297
Total Expenses	1,782,525	1,884,002	(101,477)	1,520,109
Net Income / (Loss) Before Investment Returns and Other Income	(490,858)	(770,327)	279,469	332,494
Realized Gains/(Losses)	0	0	0	0
Unrealized Gains/(Losses)	(70,975)	0	(70,975)	14,171
Other Income	0	0	0	0
Investment Management Fee	142	0	142	149
Net Income / (Loss) Including Investment Returns	(561,975)	(770,327)	208,352	346,516

COMMUNITY FOUNDATION FOR MONTEREY COUNTY
Operating Cash on Hand and Reserves - May 2022
With Projections through August 2022

Operating Cash on Hand:

Cash & Cash Equivalents	4,226,966
Less: Liabilities, excluding future period loan payments	269,904
Total Cash Available	3,957,061

Add: Accounts Receivable	
Prepaid Expenses	5,500
Total Accounts Receivable and Prepaid Expenses	5,500

Total Cash Expendable **3,962,561**

Restrictions on cash available

Less: Building Reserve	(150,000)
Less: Board Restricted Operating Reserve	(500,000)
Total Restricted Cash	(650,000)

Unrestricted cash available **3,312,561**

<i>Estimated revenue-Next Quarter</i>	908,169
<i>Estimated spending-Next Quarter</i>	(1,140,883)

Estimated unrestricted cash remaining **3,079,847**

BUDGET

Notes:

	<u>2022</u>
Annual Expenses excluding depreciation	4,497,221
Capital Expenses-Depreciation	90,583
Total Cash needs	4,587,804

(1) One month reserve	382,317
(2) Six-month reserve	2,293,902
(3) Number of months of expendable cash on hand	8.1

COMMUNITY FOUNDATION FOR MONTEREY COUNTY
LONG TERM INVESTMENT PORTFOLIO
Activity for the Month of: May 2022

Market At Last Trade Date	Number of Shares	Code	Investment Account	Beginning Book	Beginning Market	Net Additions	Transfers	Interest & Dividends	Realized Gain(Loss)	Unrealized Gain(Loss)	Ending Book	Ending Market	Actual %	Board Policy
<u>CASH ACCOUNTS:</u>														
1.00	0.00	MS	Rabobank Endowment	728,824	728,824	(227,667)	0	0	0	0	503,240	503,240		
1.00	0	SWUXX	Schwab-MM/SWVXX	273,437	273,437	0	0	2	0	(1)	273,439	273,439		
1.00	0	SWUXX	Schwab Treasury-Cash	10,948,349	10,948,349	(6,450,000)	78,489	67	0	0	4,576,906	4,576,906		
			TOTAL CASH	11,950,610	11,950,610	(6,677,667)	78,489	69	0	(1)	5,353,585	5,353,585	1.9%	2.0%
<u>BOND ACCOUNTS:</u>														
12.92	1,946,256.29	DODIX	Dodge & Cox Income	25,222,151	23,464,620	1,500,000	0	0	0	181,012	26,722,151	25,145,631	8.9%	8.4%
10.76	2,818,028.81	JCBUX	JP Morgan Core Bond	31,814,172	28,815,007	1,500,000	(64,054)	64,054	0	6,983	33,314,172	30,321,990	10.8%	11.2%
26.51	365,138.67	VAIPX	Vanguard Inflation	10,094,912	9,767,459	0	0	0	0	(87,633)	10,094,912	9,679,826	3.4%	3.8%
10.23	905,625.84	VFSUX	Vanguard Short Term	9,695,177	9,210,215	0	(14,435)	14,435	0	54,338	9,695,177	9,264,552	3.3%	3.6%
			TOTAL BONDS	76,826,413	71,257,301	3,000,000	(78,489)	78,489	0	154,699	79,826,413	74,412,000	26.5%	27.0%
			TOTAL FIXED INC.	88,777,024	83,207,912	(3,677,667)	0	78,559	0	154,698	85,179,998	79,765,584	28.4%	29.0%
<u>ALTERNATIVE INVESTMENTS:</u>														
1,463.27	6,431.43	ASB	ASB Capital Management, LLC	8,600,000	10,991,712	0	0	0	(874)	874	8,600,000	10,991,712	3.9%	3.0%
44.86	151,890.97	DFREX	DFA Real Estate	3,457,214	5,324,763	1,800,000	0	0	0	(310,935)	5,257,214	6,813,829	2.4%	6.0%
140.39	48,045.11	VGSLX	Vanguard REIT Index	3,870,222	5,251,873	1,800,000	0	0	0	(306,820)	5,670,222	6,745,052	2.4%	2.0%
			TOTAL ALTERNATIVE	15,927,436	21,568,348	3,600,000	0	0	(874)	(616,881)	19,527,436	24,550,593	8.7%	11.0%
<u>COMMUNITY IMPACT INVESTMENTS:</u>														
			CA FarmLink	375,000	750,000	0	0	0	0	0	375,000	750,000	0.27%	0.8%
			Opportunity Fund	1,000,000	1,000,000	0	(2,083)	2,083	0	0	1,000,000	1,000,000	0.36%	1.1%
			CHISPA	0	73,217	0	0	0	0	0	73,217	73,217	0.03%	0.1%
			TOTAL CII	1,375,000	1,823,217	0	(2,083)	2,083	0	0	1,448,217	1,823,217	0.6%	2.0%
<u>SMALL CAP:</u>														
101.28	96,594.00	IJR	iShares-S&P 600 Index	2,674,584	9,603,375	0	0	#REF!	0	179,665	2,674,584	9,783,040	3.5%	3.0%
			TOTAL SMALL CAP	2,674,584	9,603,375	0	0	#REF!	0	179,665	2,674,584	9,783,040	3.5%	3.0%
<u>MID CAP:</u>														
251.18	28,148.00	IJH	iShares-S&P 400 Index	1,366,803	7,016,452	0	0	0	0	53,763	1,366,803	7,070,215	2.5%	2.0%
			TOTAL MID CAP	1,366,803	7,016,452	0	0	0	0	53,763	1,366,803	7,070,215	2.5%	2.0%
<u>LARGE CAP:</u>														
237.11	54,858.95	DODGX	Dodge & Cox Stock Fund	7,429,054	12,457,918	0	0	0	0	549,687	7,429,054	13,007,605	4.6%	5.0%
159.53	61,368.00	IWD	iShares Russell 1000 Value	4,942,157	9,599,796	0	0	0	0	190,241	4,942,157	9,790,037	3.5%	4.0%
53.29	387,862.65	TRLGX	T Rowe Price	7,276,444	21,274,266	0	0	0	0	(605,066)	7,276,444	20,669,201	7.4%	5.0%
350.92	119,297.99	VINIX	Vanguard Index 500	18,194,954	41,788,893	0	0	0	0	75,158	18,194,954	41,864,050	14.9%	13.0%
			TOTAL LARGE CAP	37,842,608	85,120,873	0	0	0	0	210,019	37,842,608	85,330,893	30.3%	27.0%
<u>INTERNATIONAL:</u>														
53.04	285,166.61	AEPFX	EuroPacific	12,529,026	14,939,879	0	0	0	0	185,358	12,529,026	15,125,237	5.4%	5.0%
19.07	426,993.73	DFISX	DFA Int'l Small Co. Portfolio	7,955,743	8,070,181	0	0	0	0	72,589	7,955,743	8,142,770	2.9%	3.0%
46.64	400,808.66	DODFX	Dodge & Cox International	13,915,008	17,872,058	0	0	0	0	821,658	13,915,008	18,693,716	6.6%	6.0%
14.66	1,109,945.85	VTMGX	Vanguard Developed Mkts	12,965,120	15,994,320	0	0	0	0	277,486	12,965,120	16,271,806	5.8%	6.0%
43.64	334,871.00	VWO	Vanguard FTSE Emerging	13,005,253	14,546,796	0	0	0	0	66,974	13,005,253	14,613,770	5.2%	6.0%
			TOTAL INT'L	60,370,149	71,423,234	0	0	0	0	1,424,066	60,370,149	72,847,300	25.9%	26.0%
			TOTAL EQUITIES	118,181,581	194,732,283	3,600,000	0	#REF!	(874)	1,250,632	121,781,581	201,405,258	62.9%	60.0%
			GRAND TOTALS	206,958,605	277,940,194	(77,667)	0	#REF!	(874)	1,405,330	206,961,579	281,170,842	100.0%	100.0%

Total Fund
Executive Summary - Preliminary (Net of Fees)

Community Foundation for Monterey - Long-Term Fund
Period Ending: May 31, 2022

	Market Value	% of Portfolio	1 Mo	QTD	YTD	1 Yr	3 Yrs	5 Yrs	10 Yrs
Total Fund	281,170,842	100.0	0.5	-5.5	-10.2	-6.4	7.8	6.4	7.1
Policy Index			0.2	-5.3	-9.3	-4.5	8.0	6.6	7.0
60% MSCI World (Net)/40% Blmbg. Global Aggregate			0.2	-7.0	-12.1	-8.1	7.1	6.0	6.9
Domestic Equity	102,184,148	36.3	0.4	-8.9	-14.2	-5.5	14.9	12.5	14.3
Vanguard Institutional Index I	41,864,050	14.9	0.2	-8.6	-12.8	-0.3	16.4	13.4	14.4
S&P 500 Index			0.2	-8.6	-12.8	-0.3	16.4	13.4	14.4
T. Rowe Price Large-Cap Growth Fund - I Class	20,669,201	7.4	-2.8	-16.4	-27.5	-18.4	12.9	14.1	16.1
Russell 1000 Growth Index			-2.3	-14.1	-21.9	-6.3	18.3	16.1	16.1
Dodge & Cox Stock	13,007,605	4.6	4.4	-3.4	-2.5	1.7	17.1	12.4	14.8
Russell 1000 Value Index			1.9	-3.8	-4.5	0.9	12.8	9.5	12.1
iShares Russell 1000 Value Index ETF	9,790,037	3.5	2.0	-3.9	-4.6	0.7	12.6	9.3	11.8
Russell 1000 Value Index			1.9	-3.8	-4.5	0.9	12.8	9.5	12.1
iShares S&P Midcap 400 Index Fund ETF	7,070,215	2.5	0.8	-6.4	-11.0	-6.6	13.2	9.5	12.1
S&P MidCap 400 Index			0.7	-6.4	-11.0	-6.5	13.3	9.6	12.2
iShares S&P Small Cap 600 Index ETF	9,783,040	3.5	1.9	-6.1	-11.4	-8.9	13.1	9.7	12.7
S&P SmallCap 600 Index			1.9	-6.1	-11.4	-8.7	13.2	9.8	12.7
International Equity	72,847,300	25.9	2.0	-4.4	-10.5	-12.7	7.4	4.6	6.7
Dodge & Cox International Stock	18,693,716	6.6	4.6	-0.8	-1.4	-3.9	9.1	4.0	7.7
MSCI AC World ex USA Index			0.8	-5.4	-10.5	-12.0	7.0	4.9	6.9
MSCI AC World ex USA Value			2.3	-2.9	-2.6	-5.0	6.3	3.9	6.1
American Funds Europacific Growth F2	15,125,237	5.4	1.2	-6.4	-17.9	-20.5	6.8	5.1	7.7
MSCI AC World ex USA Index			0.8	-5.4	-10.5	-12.0	7.0	4.9	6.9
MSCI AC World ex USA Growth			-0.8	-8.1	-18.0	-18.7	7.1	5.6	7.5
Vanguard Developed Market Index Adm	16,271,806	5.8	1.7	-4.9	-10.7	-10.5	7.6	4.9	7.6
Spliced Vanguard Developed Markets Index			0.7	-5.9	-10.9	-10.6	7.4	4.6	7.5
DFA International Small Company I	8,142,770	2.9	0.9	-5.4	-12.4	-12.1	8.4	4.4	8.5
MSCI World ex U.S. Small Cap Index (Net)			-0.7	-7.6	-14.3	-14.7	7.7	4.7	8.3
Vanguard FTSE Emerging Markets ETF	14,613,770	5.2	0.5	-5.4	-11.5	-16.7	5.3	4.1	4.1
Vanguard Spliced Emerging Markets Index (Net)			0.0	-5.5	-10.6	-16.6	5.8	4.5	4.3

40/60 Policy (New): 40% MSCI World Equity (Gross Dividends) and 60% Bloomberg US Aggregate TR. Policy Index (New): 25% S&P 500, 10% MSCI EAFE, 10% MSCI EM, 20% Bloomberg US Aggregate, 5% Bloomberg US High Yield, 5% JPM EMBI Global Diversified, 15% FTSE NAREIT All REIT, and 10% 91 Day TBills. Vanguard Real Estate liquidated (VGSIX) 2/5/2021. Baillie Gifford Emerging Markets (BGEEX) funded 2/5/2021.

Total Fund
Executive Summary - Preliminary (Net of Fees)

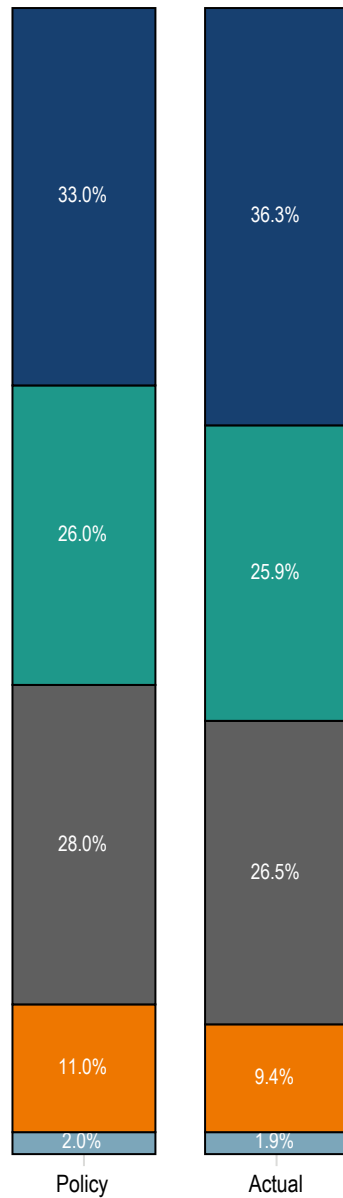
Community Foundation for Monterey - Long-Term Fund
Period Ending: May 31, 2022

	Market Value	% of Portfolio	1 Mo	QTD	YTD	1 Yr	3 Yrs	5 Yrs	10 Yrs
Domestic Fixed Income	74,412,000	26.5	0.3	-2.5	-7.2	-6.3	1.4	2.0	2.3
Dodge & Cox Income	25,145,631	8.9	0.7	-2.6	-7.6	-7.2	1.5	2.2	2.9
Blmbg. U.S. Aggregate Index			0.6	-3.2	-8.9	-8.2	0.0	1.2	1.7
JP Morgan Core Bond R6	30,321,990	10.8	0.2	-3.0	-8.2	-7.5	0.6	1.7	2.0
Blmbg. U.S. Aggregate Index			0.6	-3.2	-8.9	-8.2	0.0	1.2	1.7
Vanguard Short-Term Investment Grade Adm	9,264,552	3.3	0.7	-0.6	-4.4	-5.0	0.9	1.5	1.9
Blmbg. U.S. Credit 1-5 Year Index			0.8	-0.5	-4.2	-4.9	1.1	1.7	2.0
Vanguard Inflation-Protected Securities Adm	9,679,826	3.4	-0.9	-3.1	-5.7	-1.4	4.3	3.6	1.9
Blmbg. U.S. TIPS			-1.0	-3.0	-5.9	-1.4	4.4	3.7	2.0
Alternatives	26,373,810	9.4	-2.4	-4.2	-3.8	9.8	5.1	4.6	2.9
ASB Capital Management	10,991,712	3.9	0.0	0.0	7.3	19.4	7.7	6.8	8.8
NCREIF Fund Index-Open End Diversified Core Equity (VW) (Net)			0.0	0.0	7.1	27.3	10.3	8.9	9.9
DFA Real Estate Securities I	6,813,829	2.4	-4.7	-8.4	-13.2	4.2	8.3	8.9	9.5
Wilshire U.S. REIT Index			-7.3	-11.5	-14.9	4.4	7.4	7.5	8.8
Vanguard Real Estate Index Adm	6,745,052	2.4	-4.6	-8.6	-14.1	2.0	8.1	7.8	8.9
Wilshire U.S. REIT Index			-7.3	-11.5	-14.9	4.4	7.4	7.5	8.8
Vanguard Spliced Real Estate Index			-4.6	-8.6	-14.0	2.1	8.2	7.9	9.0
Community Impact Investments	1,823,217	0.6	0.1	0.2	0.6	1.4	2.0	-	-
CA FarmLink	750,000	0.3	0.0	0.0	0.0	0.0	1.2	-	-
2.5% Annualized Return Index			0.2	0.4	1.0	2.5	2.5	2.5	2.5
Opportunity Fund	1,000,000	0.4	0.2	0.4	1.1	2.6	2.6	-	-
2.5% Annualized Return Index			0.2	0.4	1.0	2.5	2.5	2.5	2.5
CHIPSA	73,217	0.0	0.0	0.0	0.0	-	-	-	-
2.5% Annualized Return Index			0.2	0.4	1.0	2.5	2.5	2.5	2.5
Cash and Equivalents	5,353,585	1.9	0.0	0.0	0.0	0.0	0.1	0.4	0.2
Schwab Value Advantage Money Premier	273,439	0.1	0.0	0.0	0.0	0.0	0.1	0.5	0.1
First National Cash	\$0	0.0	0.0	0.0	0.0	0.0	0.0	0.0	0.0
Rabobank Endowment	503,240	0.2	0.0	0.0	0.0	0.0	0.1	0.0	-
Schwab Cash	4,576,906	1.6	0.0	0.0	0.0	0.0	0.1	0.4	0.2
90 Day U.S. Treasury Bill			0.1	0.1	0.1	0.1	0.7	1.1	0.6

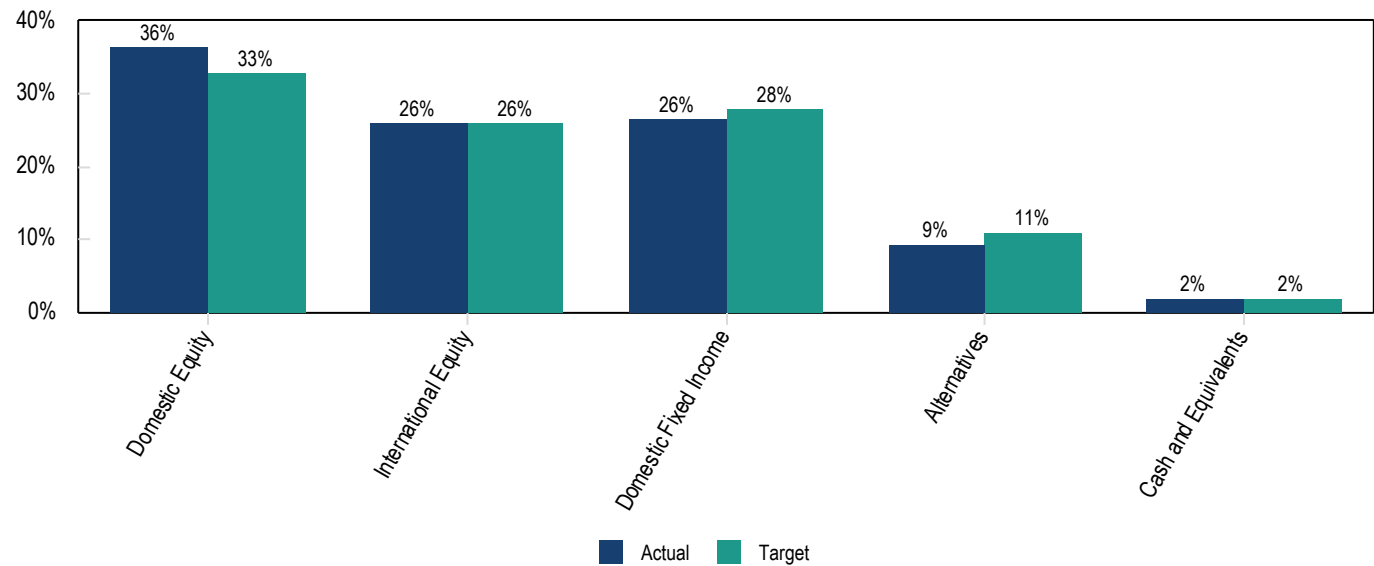
40/60 Policy (New): 40% MSCI World Equity (Gross Dividends) and 60% Bloomberg US Aggregate TR. Policy Index (New): 25% S&P 500, 10% MSCI EAFE, 10% MSCI EM, 20% Bloomberg US Aggregate, 5% Bloomberg US High Yield, 5% JPM EMBI Global Diversified, 15% FTSE NAREIT All REIT, and 10% 91 Day TBills. Vanguard Real Estate liquidated (VGSIX) 2/5/2021. Baillie Gifford Emerging Markets (BGEEX) funded 2/5/2021.

Total Fund Asset Allocation vs. Policy

Community Foundation for Monterey - Long-Term Fund Period Ending: May 31, 2022



	Current Balance (\$)	Current Allocation (%)	Policy Allocation (%)	Excess Allocation (%)	Policy Range (%)	Within IPS Range?
Domestic Equity	102,184,148	36.3	33.0	3.3	15.0 - 58.0	Yes
International Equity	72,847,300	25.9	26.0	-0.1	10.0 - 53.0	Yes
Domestic Fixed Income	74,412,000	26.5	28.0	-1.5	17.0 - 37.0	Yes
Alternatives	26,373,810	9.4	11.0	-1.6	3.0 - 23.0	Yes
Cash and Equivalents	5,353,585	1.9	2.0	-0.1	0.0 - 7.0	Yes
Total	281,170,842	100.0	100.0	0.0		



COMMUNITY FOUNDATION FOR MONTEREY COUNTY
MEDIUM-TERM PORTFOLIO
Activity for the Month of: May 2022

Market At Last Trade Date	Number of Shares	Code	Investment Account	Beginning Book	Beginning Market	Net Additions	Transfers	Interest & Dividends	Realized Gain(Loss)	Unrealized Gain(Loss)	Ending Book	Ending Market	Actual %	Board Policy
<u>CASH ACCOUNTS:</u>														
0.00	0.00	SWUXX	Schwab - Cash	1,178,883	1,178,883	(812,797)	6,421	6	0	0	372,507	372,507		
			TOTAL CASH	1,178,883	1,178,883	(812,797)	6,421	6	0	0	372,507	372,507	3.9%	0.0%
<u>BOND ACCOUNTS:</u>														
12.92	176,036.50	DODIX	Dodge & Cox Income Fund	2,177,777	2,007,590	250,000	0	0	0	16,801	2,427,777	2,274,392	23.8%	25.0%
10.23	135,347.98	VFSUX	Vanguard Short Term	1,402,378	1,326,410	50,000	(2,150)	2,150	0	8,199	1,452,378	1,384,610	14.5%	15.0%
10.08	222,848.48	VBTLX	Vanguard Total Bond Market Index	2,150,890	1,986,419	250,000	(4,265)	4,265	0	9,894	2,400,890	2,246,313	23.5%	25.0%
			TOTAL BONDS	5,731,046	5,320,420	550,000	(6,415)	6,415	0	34,895	6,281,046	5,905,314	61.8%	65.0%
			TOTAL FIXED INC.	6,909,929	6,499,302	(262,797)	6	6,421	0	34,895	6,653,553	6,277,821	65.7%	65.0%
<u>DOMESTIC:</u>														
185.07	9,442.38	VTHR	Vanguard Russell 3000	1,138,868	1,750,618	0	0	0	0	(3,116)	1,138,868	1,747,502	18.3%	19.0%
			TOTAL DOMESTIC	1,138,868	1,750,618	0	0	0	0	(3,116)	1,138,868	1,747,502	18.3%	19.0%
<u>INTERNATIONAL:</u>														
53.04	28,867.67	AEFPX	EuroPacific	1,071,695	1,113,767	400,000	0	0	0	17,374	1,471,695	1,531,141	16.0%	16.0%
			TOTAL INTERNATIONAL	1,071,695	1,113,767	400,000	0	0	0	17,374	1,471,695	1,531,141	16.0%	16.0%
			TOTAL EQUITIES	2,210,563	2,864,384	400,000	0	0	0	14,258	2,610,563	3,278,643	34.3%	35.0%
			GRAND TOTALS	9,120,491	9,363,686	137,203	6	6,421	0	49,153	9,264,115	9,556,464	100.0%	100.0%

Total Fund
Executive Summary - Preliminary (Net of Fees)

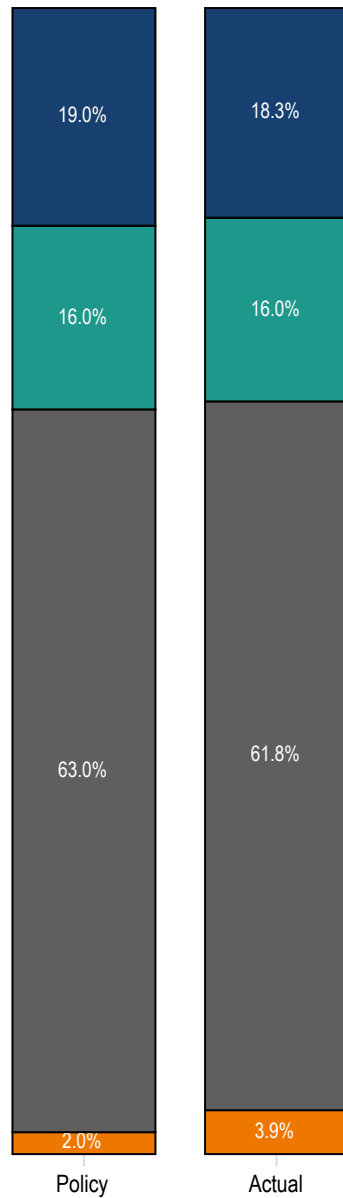
Community Foundation for Monterey - Medium-Term Fund
Period Ending: May 31, 2022

	Market Value	% of Portfolio	1 Mo	QTD	YTD	1 Yr	3 Yrs	5 Yrs	10 Yrs
Total Fund	9,556,464	100.0	0.5	-3.9	-9.5	-7.8	4.8	4.4	-
<i>Policy Index</i>			<i>0.5</i>	<i>-4.2</i>	<i>-9.2</i>	<i>-7.2</i>	<i>4.3</i>	<i>4.2</i>	<i>5.0</i>
Domestic Equity	1,747,502	18.3	-0.2	-9.2	-14.0	-3.9	15.4	12.6	-
Vanguard Russell 3000	1,747,502	18.3	-0.2	-9.2	-14.0	-3.9	15.4	12.6	13.7
<i>Russell 3000 Index</i>			<i>-0.1</i>	<i>-9.1</i>	<i>-13.9</i>	<i>-3.7</i>	<i>15.6</i>	<i>12.7</i>	<i>14.0</i>
International Equity	1,531,141	16.0	1.2	-6.4	-17.9	-20.5	6.8	5.1	-
American Funds Europacific Growth F2	1,531,141	16.0	1.2	-6.4	-17.9	-20.5	6.8	5.1	7.7
<i>MSCI AC World ex USA Index</i>			<i>0.8</i>	<i>-5.4</i>	<i>-10.5</i>	<i>-12.0</i>	<i>7.0</i>	<i>4.9</i>	<i>6.9</i>
Domestic Fixed Income	5,905,314	61.8	0.7	-2.3	-7.4	-7.2	0.8	1.6	-
Vanguard Total Bond Market Index	2,246,313	23.5	0.6	-3.3	-9.1	-8.4	-0.1	1.1	1.8
<i>Blmbg. U.S. Aggregate Index</i>			<i>0.6</i>	<i>-3.2</i>	<i>-8.9</i>	<i>-8.2</i>	<i>0.0</i>	<i>1.2</i>	<i>1.7</i>
Dodge & Cox Income	2,274,392	23.8	0.7	-2.6	-7.6	-7.2	1.5	2.2	3.0
<i>Blmbg. U.S. Aggregate Index</i>			<i>0.6</i>	<i>-3.2</i>	<i>-8.9</i>	<i>-8.2</i>	<i>0.0</i>	<i>1.2</i>	<i>1.7</i>
Vanguard Short-Term Investment Grade Adm	1,384,610	14.5	0.8	-0.6	-4.4	-5.0	0.9	1.5	1.9
<i>Blmbg. U.S. Credit 1-5 Year Index</i>			<i>0.8</i>	<i>-0.5</i>	<i>-4.2</i>	<i>-4.9</i>	<i>1.1</i>	<i>1.7</i>	<i>2.0</i>
Cash and Equivalents	372,507	3.9	0.0	0.0	0.0	0.0	0.1	0.2	-
Schwab Cash	372,507	3.9	0.0	0.0	0.0	0.0	0.1	0.2	-
<i>90 Day U.S. Treasury Bill</i>			<i>0.1</i>	<i>0.1</i>	<i>0.1</i>	<i>0.1</i>	<i>0.7</i>	<i>1.1</i>	<i>0.6</i>

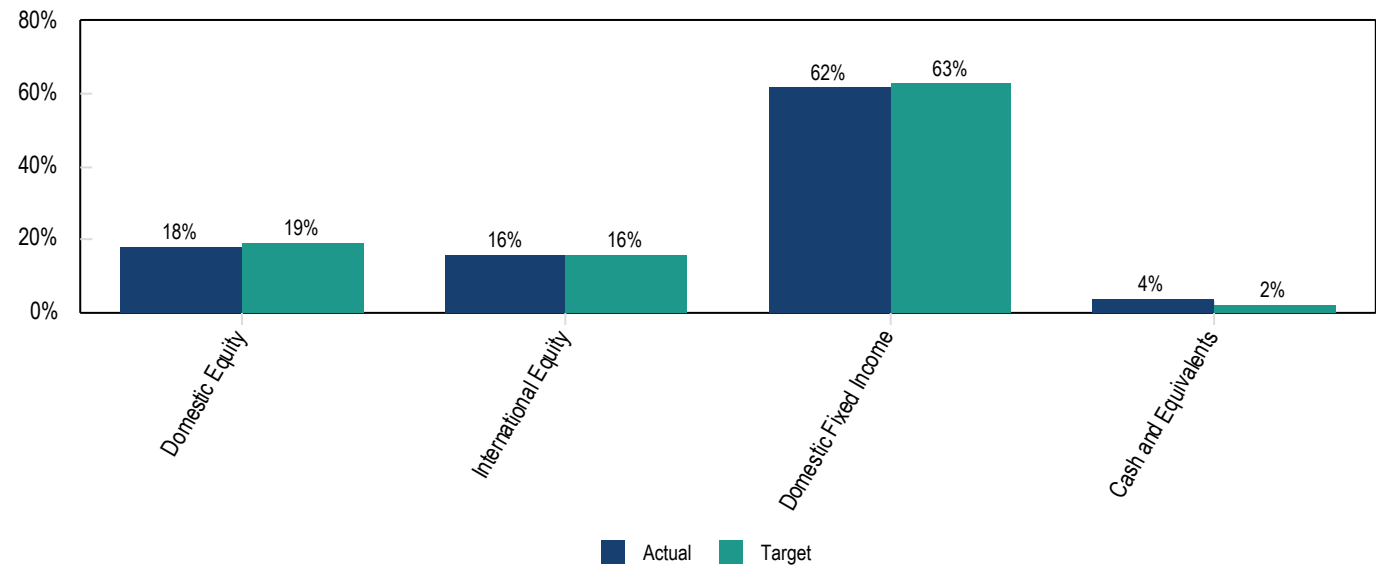
Policy Index: 19% Russell 3000, 16% MSCI ACWI Ex US, 48% Bloomberg US Aggregate, 15% Bloomberg 1-5 Year Gov/Credit, 2% 91 Day T-Bill. Medium Pool portfolio funded 5/13/2016. Fund performance has been backfilled and represents actual performance for periods shown. All data is preliminary

Total Fund Asset Allocation vs. Policy

Community Foundation for Monterey - Medium-Term Fund Period Ending: May 31, 2022



	Current Balance (\$)	Current Allocation (%)	Policy Allocation (%)	Excess Allocation (%)	Policy Range (%)	Within IPS Range?
Domestic Equity	1,747,502	18.3	19.0	-0.7	10.0 - 30.0	Yes
International Equity	1,531,141	16.0	16.0	0.0	5.0 - 25.0	Yes
Domestic Fixed Income	5,905,314	61.8	63.0	-1.2	40.0 - 75.0	Yes
Cash and Equivalents	372,507	3.9	2.0	1.9	-5.0 - 5.0	Yes
Total	9,556,464	100.0	100.0	0.0		



Policy Index: 19% Russell 3000, 16% MSCI ACWI Ex US, 48% Bloomberg US Aggregate, 15% Bloomberg 1-5 Year Gov/Credit, 2% 91 Day T-Bill. Medium Pool portfolio funded 5/13/2016. Fund performance has been backfilled and represents actual performance for periods shown. All data is preliminary.

COMMUNITY FOUNDATION FOR MONTEREY COUNTY
ESG FUND PORTFOLIO
Activity for the Month of: May 2022

Market At Last Trade Date	Number of Shares	Code	Investment Account	Beginning Book	Beginning Market	Net Additions	Transfers	Interest & Dividends	Realized Gain(Loss)	Unrealized Gain(Loss)	Ending Book	Ending Market	Actual %	Board Policy
<u>CASH ACCOUNTS:</u>														
		SWUXX	Schwab - Cash	1,331,341	1,331,341	(1,098,997)	4,759	7	0	0	237,111	237,111	3.9%	0.0%
<u>BOND ACCOUNTS:</u>														
9.47	240,862.29	TSBIX	TIAA Social Choice Bond Fund	2,044,791	1,881,274	400,000	(4,759)	4,759	0	(308)	2,444,791	2,280,966	37.5%	40.0%
<u>DOMESTIC EQUITY:</u>														
24.36	84,556.97	TISCX	TIAA Social Choice Equity Fund	1,233,785	1,563,661	500,000	0	0	0	(3,853)	1,733,785	2,059,808	33.8%	35.0%
<u>INTERNATIONAL EQUITY:</u>														
11.93	126,739.38	TSONX	TIAA Social Choice International	1,129,233	1,192,759	300,000	0	0	0	19,242	1,429,233	1,512,001	24.8%	25.0%
GRAND TOTAL				4,407,810	4,637,693	1,200,000	(4,759)	4,759	0	15,082	5,607,810	6,089,886	100%	100%

Total Fund
Executive Summary - Preliminary (Net of Fees)

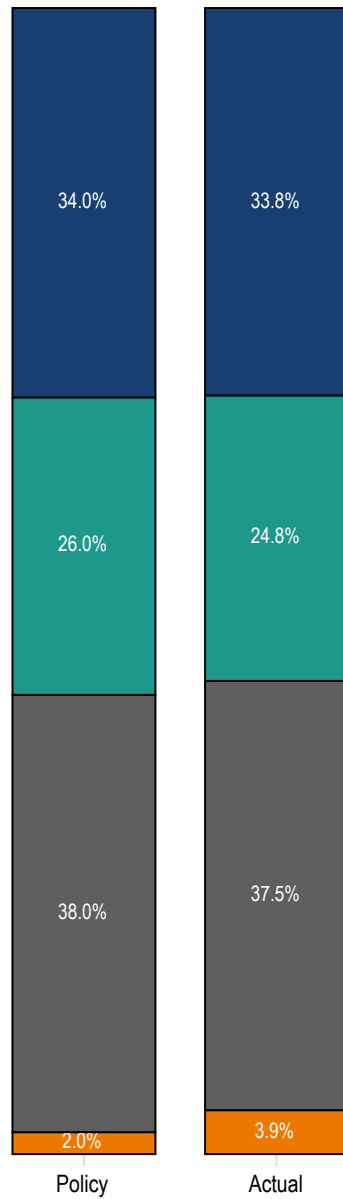
Community Foundation for Monterey - ESG Fund
Period Ending: May 31, 2022

	Market Value	% of Portfolio	1 Mo	QTD	YTD	1 Yr	3 Yrs	5 Yrs	10 Yrs
Total Fund	6,089,886	100.0	0.3	-4.3	-9.8	-5.8	7.4	6.1	-
<i>Policy Index</i>			<i>0.4</i>	<i>-5.8</i>	<i>-11.0</i>	<i>-6.9</i>	<i>7.3</i>	<i>6.2</i>	<i>-</i>
Domestic Equity	2,059,808	33.8	0.0	-8.1	-14.2	-4.2	15.8	12.7	-
TIAA CREF Social Choice Equity Fund	2,059,808	33.8	0.0	-8.1	-14.2	-4.2	15.8	12.7	13.6
<i>Russell 3000 Index</i>			<i>-0.1</i>	<i>-9.1</i>	<i>-13.9</i>	<i>-3.7</i>	<i>15.6</i>	<i>12.7</i>	<i>14.0</i>
International Equity	1,512,001	24.8	1.4	-4.9	-11.2	-9.0	7.8	4.9	-
TIAA CREF Social Choice International Equity Fund	1,512,001	24.8	1.4	-4.9	-11.2	-9.0	7.8	4.9	-
<i>MSCI EAFE Index</i>			<i>0.9</i>	<i>-5.5</i>	<i>-11.0</i>	<i>-9.9</i>	<i>6.9</i>	<i>4.7</i>	<i>7.7</i>
Domestic Fixed Income	2,280,966	37.5	0.1	-3.7	-9.5	-8.8	-0.1	1.3	-
TIAA CREF Social Bond Fund	2,280,966	37.5	0.1	-3.7	-9.5	-8.8	-0.1	1.3	-
<i>Blmbg. U.S. Aggregate Index</i>			<i>0.6</i>	<i>-3.2</i>	<i>-8.9</i>	<i>-8.2</i>	<i>0.0</i>	<i>1.2</i>	<i>1.7</i>
Cash and Equivalents	237,111	3.9	0.0	0.0	0.0	0.0	0.0	0.2	-
Schwab Cash[CE]	237,111	3.9	0.0	0.0	0.0	0.0	0.0	0.2	-
<i>90 Day U.S. Treasury Bill</i>			<i>0.1</i>	<i>0.1</i>	<i>0.1</i>	<i>0.1</i>	<i>0.7</i>	<i>1.1</i>	<i>0.6</i>

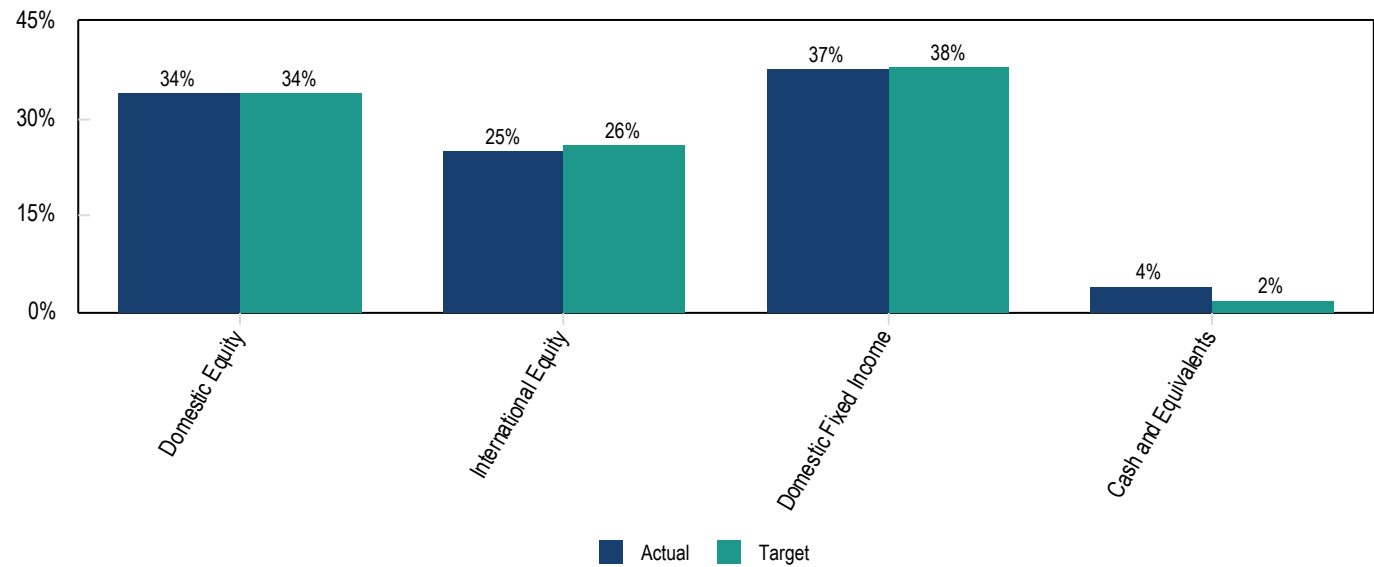
Policy Index: 34% Russell 3000, 26% MSCI EAFE, 38% Bloomberg US Aggregate, 2% 91 Day T-Bill. ESG Pool portfolio funded 9/29/2016. Fund performance has been backfilled and represents actual performance for periods shown. All data is preliminary.

Total Fund Asset Allocation vs. Policy

Community Foundation for Monterey - ESG Fund Period Ending: May 31, 2022



	Current Balance (\$)	Current Allocation (%)	Policy Allocation (%)	Excess Allocation (%)	Policy Range (%)	Within IPS Range?
Domestic Equity	2,059,808	33.8	34.0	-0.2	20.0 - 65.0	Yes
International Equity	1,512,001	24.8	26.0	-1.2	15.0 - 40.0	Yes
Domestic Fixed Income	2,280,966	37.5	38.0	-0.5	30.0 - 50.0	Yes
Cash and Equivalents	237,111	3.9	2.0	1.9	0.0 - 5.0	Yes
Total	6,089,886	100.0	100.0	0.0		



COMMUNITY FOUNDATION FOR MONTEREY COUNTY

DRIM INVESTMENT PORTFOLIO

Activity for the Month of: May 2022

Market At Last Trade Date	Number of Shares	Code	Investment Account	Beginning Book	Beginning Market	Net Additions	Transfers	Interest & Dividends	Realized Gain(Loss)	Unrealized Gain(Loss)	Ending Book	Ending Market	Actual %
CASH ACCOUNTS:													
			Schwab - Cash	586,449	586,449	0	2,450	5	0	0	588,903	588,903	
			TOTAL CASH	586,449	586,449	0	2,450	5	0	0	588,903	588,903	21.2%
EQUITIES													
89.72	1,800.00	FIX	Comfort Systems USA	100,349	151,956	0	(252)	252	0	9,540	100,349	161,496	5.8%
86.87	3,000.00	FN	Fabrinet	149,560	294,570	0	0	0	0	(33,960)	149,560	260,610	9.4%
38.07	12,600.00	HASI	Hannon Armstrong	522,798	503,874	0	0	0	0	(24,192)	522,798	479,682	17.3%
185.19	750.00	HELE	Helen of Troy, LTD	103,793	160,883	0	0	0	0	(21,990)	103,793	138,893	5.0%
37.18	8,656.00	SHOO	Madden Steven, LTD	340,441	355,415	0	0	0	0	(33,585)	340,441	321,830	11.6%
91.61	2,500.00	MYRG	MYR Group	261,071	197,725	0	0	0	0	31,300	261,071	229,025	8.3%
123.18	1,900.00	NVEE	NV5 Global, Inc.	138,054	227,620	0	0	0	0	6,422	138,054	234,042	8.4%
72.77	2,000.00	WNS	WNS Holdings, LTD	96,064	156,740	0	0	0	0	(11,200)	96,064	145,540	5.2%
71.65	3,000.00	NEP	Nextera Energy Partners, LP	136,772	199,980	0	(2,198)	2,198	0	14,970	136,772	214,950	7.7%
			TOTAL EQUITIES	1,848,902	2,248,763	0	(2,450)	2,450	0	(62,695)	1,848,902	2,186,068	
GRAND TOTALS													
				2,435,351	2,835,212	0	0	2,454	0	(62,695)	2,437,805	2,774,971	100.0%

DRIM Review 4/30/2022



Neumeier Poma Investment Counsel (market value \$2,835,212)

PERFORMANCE

	1 MO	YTD	1 YR	SINCE INCEPTION (6/26/18)
DRIM Provider	2.2%	-5.9%	1.0%	10.0%
Policy Index (Russell 2000 Value)	-7.8%	-9.9%	-6.6%	5.1%
Foundation	-6.0%	-10.7%	-5.7%	--

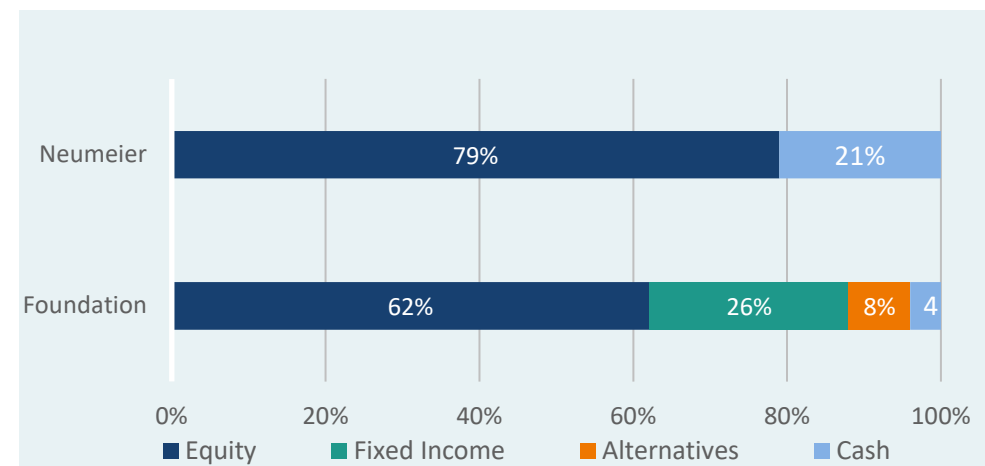
LARGEST HOLDINGS

	WEIGHT	% GAIN/LOSS
Money Market Fund	20.7%	--
Hannon Armstrong	17.8%	72.6%
Steven Madden	12.5%	127.1%
Fabrinet	10.4%	97.0%
NV5 Global Inc.	8.0%	64.9%
Nextera Energy Partner	7.1%	46.2%

ASSET ALLOCATION VS. MIN/MAX RANGE

ASSET CLASS	CURRENT	MIN	MAX
Equities	79.3%	70%	90%
Fixed Income	0%	0%	0%
Alternatives	0%	0%	10%
Cash & Equivalents	20.7%	10%	30%

ASSET ALLOCATION VS. FOUNDATION



Donor fund inception date: 6/26/2018. Returns 1 year and longer are annualized.

Note: During a quarterly review, the investment committee will also generally have the DRIM providers report for expanded detail.

COMMUNITY FOUNDATION FOR MONTEREY COUNTY
GIFTS - May 2022

Donor	Date	Amount	Fund
Mr. & Mrs. James and Pamela Heisinger	5/1/2022	500.00	Traven Tapson Foundation
Ms. Catherine Trifilo	5/1/2022	250.00	Traven Tapson Foundation
Fumiko Barnes	5/2/2022	100.00	Traven Tapson Foundation
Lluvia Rio	5/2/2022	100.00	Siembra Latinos Fund - Nonendowed
Mr. & Mrs. Andy and Kathy Runnoe	5/2/2022	100.00	#liveforross: Safety Awareness & Vocational Education
Mr. Jack Witte	5/2/2022	25.00	Traven Tapson Foundation
Mr. James Barnes	5/2/2022	100.00	Traven Tapson Foundation
Mr. Martin Vonnegut & Mrs. MaryJane Spohr-Vonnegut	5/2/2022	300.00	The Fund for Homeless Women Non-Endowed Fund
Mr. Robert Drake	5/2/2022	75.00	Traven Tapson Foundation
Mrs. Joyce K. Frasca	5/2/2022	100.00	Traven Tapson Foundation
Mrs. Nancy McInnis	5/2/2022	350.00	The Fund for Homeless Women Non-Endowed Fund
Old Republic Title Company-Fresno	5/2/2022	1,197.10	Sea Haven Fund
Ms. Cherie J. Thibodeaux	5/2/2022	100.00	Traven Tapson Foundation
Ms. Lorraine Yglesias-Rice	5/2/2022	375.00	Siembra Latinos Fund - Nonendowed
Ms. Mary Gann	5/2/2022	500.00	Traven Tapson Foundation
Ms. Nancy L. Skidmore	5/2/2022	50.00	#liveforross: Safety Awareness & Vocational Education
Church Brothers, LLC	5/2/2022	5,599.98	Church Brothers-True Leaf Farms Scholarship Fund
Ms. Virginia W. Stevens	5/2/2022	100.00	Traven Tapson Foundation
Ms. Wendy M. Yen	5/2/2022	200.00	The Fund for Homeless Women Non-Endowed Fund
Mission Trail Lions Club of Carmel	5/2/2022	300.00	The Fund for Homeless Women Non-Endowed Fund
William and Sherry Young at Schwab Charitable	5/2/2022	10,000.00	Scholarship Fund for Homeless Women
Gulf Coast Community Foundation- Larry and Deirdre	5/2/2022	200.00	Traven Tapson Foundation
Mr. & Mrs. Bill and Jennifer Laughton	5/3/2022	50.00	#liveforross: Safety Awareness & Vocational Education
Mr. & Mrs. Dennis and Diane Albert	5/3/2022	50.00	#liveforross: Safety Awareness & Vocational Education
Ms Patricia A. Sesak	5/3/2022	50.00	#liveforross: Safety Awareness & Vocational Education
Salinas Rodeo Rotary Club Foundation	5/4/2022	1,000.00	Anable Scholarship Fund -Women in Math & Science
Salinas Rotary Club	5/4/2022	250.00	Salinas Rotary Club Fund
Ms. Mary Anne Teed-Lloyd	5/4/2022	50.00	The Fund for Homeless Women Non-Endowed Fund

COMMUNITY FOUNDATION FOR MONTEREY COUNTY
GIFTS - May 2022

Donor	Date	Amount	Fund
Mr. & Mrs. Robert D. and Lynn R. Brooks	5/5/2022	100.00	#liveforross: Safety Awareness & Vocational Education
Mr. Doug Paul	5/5/2022	100.00	Traven Tapson Foundation
Mr. Steven Dorrance	5/5/2022	100.00	#liveforross: Safety Awareness & Vocational Education
Ms. Cathy Brown	5/5/2022	100.00	Traven Tapson Foundation
Ms. Deborah Novak	5/5/2022	100.00	Traven Tapson Foundation
Ms. Heidi Markow	5/5/2022	50.00	Traven Tapson Foundation
Chicago Title Company-4522	5/5/2022	1,195.94	Carmel Gives Fund
Chicago Title Company-4522	5/5/2022	1,195.94	Carmel Gives Fund
Lon R. and Annamarie Dugger	5/6/2022	100.00	Northern Monterey County Foundation - Nonendowed
Mr. & Mrs. Brian R. and Sheryl Merrill	5/6/2022	1,000.00	Martin and Nancy Dodd Fund
Mr. & Mrs. Gary and Judy Bales	5/6/2022	100.00	Operating Fund
Mr. Benjamin R. Zoller	5/6/2022	2,000.00	The Carmel Realty Foundation
Ms. Cynthia C. Herbert	5/6/2022	100.00	#liveforross: Safety Awareness & Vocational Education
Ms. Kathy Dawes	5/6/2022	200.00	#liveforross: Safety Awareness & Vocational Education
Ms. Patricia Lester	5/6/2022	500.00	Northern Monterey County Foundation - Nonendowed
Chris Pryor, INC.	5/6/2022	1,500.00	The Carmel Realty Foundation
Chris Pryor, INC.	5/6/2022	2,000.00	The Carmel Realty Foundation
Mr. & Ms. David and Mary Ellen Sollid	5/7/2022	100.00	#liveforross: Safety Awareness & Vocational Education
Mr. Dennis Sullivan	5/7/2022	100.00	Traven Tapson Foundation
Mr. Victor Tapson	5/7/2022	500.00	Traven Tapson Foundation
Ms. Allyson Pumphrey	5/7/2022	100.00	#liveforross: Safety Awareness & Vocational Education
Mr. & Mrs. Dion and Judith Dow	5/9/2022	100.00	Traven Tapson Foundation
Mr. & Mrs. Michael and Juanita Russo	5/9/2022	50.00	#liveforross: Safety Awareness & Vocational Education
Mr. & Mrs. Michael and Leslie Cox	5/9/2022	200.00	Traven Tapson Foundation
Mr. & Mrs. Steven J. and Priscilla Lucido	5/9/2022	25.00	#liveforross: Safety Awareness & Vocational Education
Groza Construction	5/9/2022	400.00	Maija, Eva and Cody West Family Fund
Sambrailo Packaging	5/9/2022	2,000.00	Northern Monterey County Foundation - Nonendowed
Mr. Rene A. Boskoff	5/9/2022	50.00	The Fund for Homeless Women Non-Endowed Fund

COMMUNITY FOUNDATION FOR MONTEREY COUNTY
GIFTS - May 2022

Donor	Date	Amount	Fund
Old Republic Title Company-Fresno	5/9/2022	1,284.11	Sea Haven Fund
Ms. Mary S. Deakyne	5/9/2022	500.00	Traven Tapson Foundation
The Blackbaud Giving Fund	5/9/2022	2,000.00	Zalan Family Scholarship Fund
Lt. Gen. Robert L. and G. E. Ord, III	5/10/2022	50.00	Traven Tapson Foundation
Mr. & Mrs. Gary B. and Joan E. Williams	5/10/2022	40.00	#liveforross: Safety Awareness & Vocational Education
Mr. Glenn Church and Ms. Kathryn McKenzie	5/10/2022	250.00	Northern Monterey County Foundation - Nonendowed
Ms. Joanne Nissen	5/10/2022	100.00	#liveforross: Safety Awareness & Vocational Education
Interfaith Outreach of Carmel	5/10/2022	20,000.00	IOC/Joining Hands Benefit Shop Stewardship Fund
Trotter Galleries, Inc.	5/10/2022	200.00	Traven Tapson Foundation
Mr. & Mrs. Zack and Julia Humason	5/11/2022	100.00	Women's Fund Endowment
Mr. & Ms. Taum and Diane Dell'Armo	5/11/2022	200.00	Women's Fund Endowment
Mr. David Stewart	5/11/2022	100.00	#liveforross: Safety Awareness & Vocational Education
Ms. Mary Stewart	5/11/2022	100.00	#liveforross: Safety Awareness & Vocational Education
Ms. Susan Prest	5/11/2022	5,000.00	Women's Fund Endowment
Anonymous	5/12/2022	3.05	Women's Fund Endowment
COL Thomas L. Pristavec	5/12/2022	1,000.00	Traven Tapson Foundation
Mr. Steven Wade and Mrs. Karen Judkins	5/12/2022	25,507.50	Karen Judkins and Steven Wade Fund
Mrs. Carle Mowell	5/12/2022	25,000.00	Lawrence and Carleton Mowell Fund
Old Republic Title Company-Fresno	5/12/2022	1,242.58	Sea Haven Fund
Old Republic Title Company-Fresno	5/12/2022	1,266.88	Sea Haven Fund
Old Republic Title Company-Fresno	5/12/2022	1,306.55	Sea Haven Fund
Ms. Gloria Tapson	5/12/2022	500.00	Traven Tapson Foundation
Ms. Joanne White	5/12/2022	50.00	The Fund for Monterey County
Ms. Marilyn Rover	5/12/2022	20.00	The Fund for Homeless Women Non-Endowed Fund
Mr. & Mrs. David J. and Bette L. Allen	5/13/2022	25.00	#liveforross: Safety Awareness & Vocational Education
Mr. & Mrs. Michael E. and Lucia Boggiatto	5/13/2022	1,000.00	Women's Fund Endowment
Health Projects Center	5/13/2022	320,000.00	Health Projects Center Stewardship Fund
Mr. Joseph M. Hebert	5/13/2022	250.00	#liveforross: Safety Awareness & Vocational Education

COMMUNITY FOUNDATION FOR MONTEREY COUNTY
GIFTS - May 2022

Donor	Date	Amount	Fund
Ms. Alice Lewis	5/13/2022	100.00	Northern Monterey County Foundation - Nonendowed
Old Republic Title Company-Fresno	5/13/2022	1,417.70	Sea Haven Fund
Ms. Donna Jett	5/13/2022	100.00	Women's Fund Endowment
Ms. Judith Profeta	5/13/2022	1,000.00	Women's Fund Endowment
Ms. Linda Bassett	5/13/2022	500.00	Traven Tapson Foundation
Ms. Mary McCarthy	5/13/2022	25.00	Operating Fund
Taylor Fresh Foods, Inc.	5/13/2022	5,000.00	Northern Monterey County Foundation - Nonendowed
Ms. Katherine Griffin	5/14/2022	5.00	Tom Grainger Memorial Fund
Mr. & Mrs. Earl Wayne and Linda Cruzan	5/15/2022	85.00	Monterey Public Library Fund
Mr. & Ms. Franz and Leslie Broz	5/15/2022	100.00	Traven Tapson Foundation
Mrs. Maija West	5/15/2022	200.00	Women's Fund Endowment
Ms. Laura Rasey	5/15/2022	50.00	#liveforross: Safety Awareness & Vocational Education
Mr. & Mrs. Arnold and Marianne Owens	5/16/2022	100.00	Operating Fund
Mr. & Mrs. John and Tama Olver	5/16/2022	5,000.00	Libby Olver Scholarship Fund
Mr. John Day	5/16/2022	10.00	The Fund for Homeless Women Non-Endowed Fund
Old Republic Title Company-Fresno	5/16/2022	1,214.84	Sea Haven Fund
Ms. Debra Landi	5/16/2022	24,880.60	Pass Thru Fund
Ms. Linda Beidleman	5/16/2022	100.00	Traven Tapson Foundation
R and M.A. Urmanita	5/16/2022	50.00	#liveforross: Safety Awareness & Vocational Education
Dr. Ronald D. Rowe	5/17/2022	100.00	Central Coast Veterans Cemetery Stewardship Fund
Mr. & Mrs. Ryan and Cassie Bunker	5/17/2022	259.00	#liveforross: Safety Awareness & Vocational Education
Mr. Dick Lourentzos	5/17/2022	20.00	#liveforross: Safety Awareness & Vocational Education
Mr. Gary R. Sorenson	5/17/2022	75.00	The Fund for Monterey County
Victory Automotive Group, LLC	5/17/2022	5,000.00	Men's Golf Association at Quail Scholarship Fund
Mr. Steve Scribner	5/17/2022	100.00	#liveforross: Safety Awareness & Vocational Education
Ms. Chrissy Haydis	5/17/2022	20.00	#liveforross: Safety Awareness & Vocational Education
Ms. Nancy Sanders and Mr. Alan Perlmutter	5/17/2022	500.00	Operating Fund
Anonymous	5/17/2022	150.00	Siembra Latinos Fund - Nonendowed

COMMUNITY FOUNDATION FOR MONTEREY COUNTY
GIFTS - May 2022

Donor	Date	Amount	Fund
Chicago Title Company-4522	5/17/2022	4,500.00	1984 Fund
Dr. & Mrs. Conrad F. and Sarah L. Newberry	5/18/2022	20.00	The Fund for Homeless Women Non-Endowed Fund
Anonymous	5/18/2022	2,500.00	The Fund for Homeless Women Non-Endowed Fund
Dr. & Mrs. Conrad F. and Sarah L. Newberry	5/19/2022	20.00	Operating Fund
Mr. & Mrs. George J. and Anita L. Sciutto	5/19/2022	100.00	#liveforross: Safety Awareness & Vocational Education
Mr. & Mrs. James and Deitra Steiner	5/19/2022	100.00	Operating Fund
Ms. Debi Swarts and Mr. Pete Wilson	5/19/2022	100.00	Men's Golf Association at Quail Scholarship Fund
Ms. Lily Bogaards	5/19/2022	100.00	#liveforross: Safety Awareness & Vocational Education
Mr. Jacob Koff	5/20/2022	100.00	Ventana Trails Forever Fund
Mrs. Jackie Henning	5/20/2022	50,000.00	The Peter and Jackie Henning Fund
Ms. Marsha J. Lubow	5/20/2022	750.00	The Fund for Homeless Women Non-Endowed Fund
Mr. & Mrs. Joe and Cinda Rossi	5/22/2022	100.00	CASA of Monterey County Scholarship Fund
Old Republic Title Company	5/23/2022	3,476.56	Carmel Gives Fund
Old Republic Title Company	5/23/2022	3,504.38	Carmel Gives Fund
Mr. & Mrs. Alan W. and Marilyn McMasters	5/23/2022	100.00	The Fund for Homeless Women Non-Endowed Fund
Mr. & Mrs. Timothy and Patricia Heyne	5/23/2022	100.00	#liveforross: Safety Awareness & Vocational Education
Mr. Steven Wade and Mrs. Karen Judkins	5/23/2022	27,196.71	Pass Thru Fund
Arkay Foundation	5/23/2022	30,000.00	Fund for Homeless Women Administrative Fund
Lane Loyko	5/24/2022	500.00	Traven Tapson Foundation
Mr. Raymond Costa	5/24/2022	60,000.00	Raymond H. Costa Family Scholarship Fund
Ms. Joan Smith-Webb	5/24/2022	500.00	Traven Tapson Foundation
Ms. Marsha J. Lubow	5/24/2022	750.00	Casa de Noche Buena Special Purpose Fund
Rolf Trautsch	5/24/2022	1,000.00	The Fund for Homeless Women Non-Endowed Fund
Mr. & Mrs. Miles and Rosanne Reiter	5/25/2022	5,000.00	Northern Monterey County Foundation - Nonendowed
Gateway Center of Monterey County Inc.	5/25/2022	100,000.00	Gateway Center Mary Lou Cortright Legacy Fund
Ms. Sandra Larick	5/26/2022	100.00	#liveforross: Safety Awareness & Vocational Education
Mr. & Mrs. Gregory and Susi Tapson	5/27/2022	200.00	Traven Tapson Foundation
Robert and Angela Kent at Fidelity Charitable	5/27/2022	62,485.44	Robert & Angela Kent Fund

COMMUNITY FOUNDATION FOR MONTEREY COUNTY
GIFTS - May 2022

Donor	Date	Amount	Fund
Friends of the Pacific Grove Library	5/27/2022	50,000.00	Friends of the Pacific Grove Public Library Fund
Shawn Thomson	5/27/2022	75.00	Sharon Heights Country Club Scholarship Fund
Stahl Family Charitable Fund at Fidelity	5/27/2022	1,000.00	Operating Fund
Mr. Earl S. Cory	5/28/2022	50.00	Pacific Grove Public Library Foundation Fund
Mr. Johnny Apodaca	5/29/2022	50.00	The Fund for Homeless Women Non-Endowed Fund
Freedom Escrow	5/31/2022	4,672.50	Carmel Gives Fund
Silicon Valley Community Foundation-Grant Lyddon Fc	5/31/2022	2,500.00	Monterey County Fire Relief Fund
Ms. Sonia Cook	5/31/2022	50.00	The Fund for Homeless Women Non-Endowed Fund

Total	901,097.36
--------------	-------------------

Interfund Gifts

Community Foundation for Monterey County	5/20/2022	60,000.00	College Futures Monterey County Fund
Community Foundation for Monterey County	5/20/2022	1,000.00	The Fund for Homeless Women Non-Endowed Fund
Community Foundation for Monterey County	5/20/2022	6,000.00	Scholarship Fund for Homeless Women
Community Foundation for Monterey County	5/20/2022	500.00	Operating Fund
Community Foundation for Monterey County	5/20/2022	5,000.00	Women's Fund Endowment
Community Foundation for Monterey County	5/6/2022	500.00	The Fund for Homeless Women
Community Foundation for Monterey County	5/6/2022	500.00	The Fund for Homeless Women
Community Foundation for Monterey County	5/6/2022	50.00	Siembra Latinos Fund - Nonendowed
Community Foundation for Monterey County	5/6/2022	1,000.00	Siembra Latinos Fund - Nonendowed

Total	74,550.00
--------------	------------------

Total Gifts	975,647.36
--------------------	-------------------

Contribution & Bequest Receivable	Date	Amount	Fund
--	-------------	---------------	-------------

Total Receivables	-
--------------------------	----------

COMMUNITY FOUNDATION FOR MONTEREY COUNTY
GRANTS - MAY 2022

Grantee	Program Name	Granted	Date	Fund
FINCA International, INC.	general operating support	250	5/6/2022	Mads and Susan Bjerre Charitable Fund
Vancouver Symphony Orchestra	general operating support	1,000	5/6/2022	Martin R. Wolf Family Fund
Middlebury Institute of International Studies at Monterey	Lindsay Leslie Bryda	3,000	5/6/2022	World Affairs Council of Monterey Bay Scholarship Fund
San Francisco SPCA	general operating support	1,000	5/6/2022	Renee Franken Giving Fund
Monterey Peninsula College	general operating support	1,000	5/6/2022	Gloria Fund
American Legion Post 512 Carmel	general operating support	1,000	5/6/2022	Bareuther Family Foundation
Global Giving	Ukraine relief only	500	5/6/2022	Armstrong Family Fund
Old Capital Club	reimbursement for gardening expenses	7,646	5/6/2022	Old Capital Club Garden and House Operating Fund
International Rescue Committee	Ukraine support	1,000	5/6/2022	Mads and Susan Bjerre Charitable Fund
York School	Raise the Paddle	2,500	5/6/2022	Lehman Family Fund
American Discovery Trail Society	general operating support	1,000	5/6/2022	Terman and Borreson Family Fund
Carmel Valley Manor	Carmel Valley Manor Foundation operation fund	3,000	5/6/2022	Carmel Valley Manor Foundation Stewardship Fund
Carmel Valley Manor	Northern California Retirement Homes Inc. operation fund	52,632	5/6/2022	Carmel Valley Manor Foundation Stewardship Fund
Palenke Arts	general operating support	250	5/6/2022	Barbara Paul and Tom LaFaille Fund
St Josephs Hospital Health Center Foundation Inc	for the Saint Marianne Cope College of Nursing scholarship	10,000	5/6/2022	Gloria Fund
Elkhorn Slough Foundation	general operating support	1,000	5/6/2022	Terman and Borreson Family Fund
KAZU-FM Radio 90.3	matching grant for general purposes	1,000	5/6/2022	Anthony and Lary Lynn Muller Fund
Future Citizens Foundation	general operating support	5,000	5/6/2022	Richard and Cindy Zoller Silver Family Legacy Fund
Earthjustice	The Biodiversity Defense Program	5,000	5/6/2022	Marsha McMahan Zelus Fund
Gateway Center of Monterey County Inc.	Monterey Rock & Rod	1,000	5/6/2022	Wiegand Family Foundation
Rails-To-Trails Conservancy	general operating support	1,000	5/6/2022	Terman and Borreson Family Fund
The Weston Collective	general operating support	500	5/6/2022	Colleagues of the Arts Endowment Fund
Communities for Sustainable Monterey County	C4SM - Marina Earth Day	1,000	5/6/2022	Sea Haven Fund
Sun Street Centers	Pueblo del Mar Martin & Nancy Dodd Awards	7,382	5/6/2022	Martin and Nancy Dodd Fund
Belmont-Redwood Shores Public School Foundation	general operating support	1,000	5/6/2022	Terman and Borreson Family Fund
Doctors Without Borders	Ukraine	1,000	5/6/2022	Mads and Susan Bjerre Charitable Fund
Global Fund for Women	general operating support	500	5/6/2022	Renee Franken Giving Fund
Institute of American Indian Arts Foundation	Student Emergency Fund	1,000	5/6/2022	Neidel Family Fund
Carmel Woman's Club	provide a scholarship to: MPC student Michelle Rose Flores	1,200	5/6/2022	Colleagues of the Arts Endowment Fund
I Cantori Di Carmel	general operating support	500	5/6/2022	Mads and Susan Bjerre Charitable Fund
Carmel Youth Center	capital improvement project 2022	4,200	5/6/2022	Bareuther Family Foundation
Youth Arts Collective (YAC)	\$1000 general operating support \$2400 (2) scholarships	3,400	5/6/2022	Colleagues of the Arts Endowment Fund
San Mateo County Parks and Recreation Foundation	general operating support	2,000	5/6/2022	Terman and Borreson Family Fund
Franklin Legacy Fund	general operating support	5,000	5/6/2022	Gloria Fund
Alliance On Aging Inc	general operating support	10,000	5/6/2022	Pass Thru Fund
Cal Poly Foundation	CAFES Rick Antle Memorial Scholarship	25,000	5/6/2022	Rick and Tonya Antle Fund
Cazadero Music Camp	Lucinda Carrington	1,020	5/6/2022	Nancy Fowler Memorial Music Scholarship Fund
Genesis Farm, Inc.	general operating support	500	5/20/2022	Stephen V. Davies Family Fund

COMMUNITY FOUNDATION FOR MONTEREY COUNTY
GRANTS - MAY 2022

Grantee	Program Name	Granted	Date	Fund
Surfrider Foundation	general operating support	500	5/20/2022	Stephen V. Davies Family Fund
Crazy Horse Memorial Foundation	general operating support	500	5/20/2022	Stephen V. Davies Family Fund
Salvation Army - Monterey Peninsula Corps	general operating support	1,000	5/20/2022	Pass Thru Fund
Salvation Army - Monterey Peninsula Corps	general operating support	100	5/20/2022	Pass Thru Fund
Word Food Program USA	Wherever itÆs needed most	1,000	5/20/2022	Tracy Gibbons Charitable Fund
World Wildlife Fund	general operating support	1,500	5/20/2022	Stephen V. Davies Family Fund
HOPE Services	Homestart Early Intervention Program, Monterey Co	10,000	5/20/2022	Stephen and Madeleine Conran Fund
Rancho Cielo	general operating support	1,000	5/20/2022	John and Kristina Magill Fund
Bellarmine College Prep	50-50 split between Annual Fund and Theatre (Mr. Carlson)	5,000	5/20/2022	Terman and Borreson Family Fund
Pajaro Valley Community Health Trust	Veggie Rx Program for North Monterey County	5,000	5/20/2022	Pass Thru Fund
Friends of the River Foundation	general operating support	500	5/20/2022	Stephen V. Davies Family Fund
Environmental Defense Fund	general operating support	1,500	5/20/2022	Stephen V. Davies Family Fund
Mono Lake Committee	general operating support	500	5/20/2022	Stephen V. Davies Family Fund
Rotary Foundation - Rotary Club of Monterey	CSUMB -Rotary Club for Monterey Mentor Scholarship program	15,000	5/20/2022	Cappy Martin/Vernon Hurd Monterey Rotary Club Fund
Carmel Ideas Foundation	general operating support for the 2022 Pebble Beach Authors and	15,000	5/20/2022	The Landreth Family Fund
Santa Lucia Conservancy	Carmel River Ecology Education Program	7,500	5/20/2022	Mary Jane Drummond Fund
Ecology Action of Santa Cruz	Safe and Green Walking and Biking in East Alisal	15,000	5/20/2022	Stephen and Madeleine Conran Fund
Rubin Museum of Art	general operating support	1,500	5/20/2022	Stephen V. Davies Family Fund
Hijos Del Sol Arts Productions	Migrant Education Program	10,000	5/20/2022	Patricia J. Boles Fund
Gil Basketball Academy	Program support for activities in Monterey County	8,000	5/20/2022	Youth Fund
Palenke Arts	Operating support	15,000	5/20/2022	Patricia J. Boles Fund
Rotary Club of Carmel-by-the-Sea Foundation	Global Grant support for classic and antique auto	2,000	5/20/2022	Farrell/Allen Carmel Rotary Fund
Elkhorn Slough Foundation	Planning and feasibility study fund campaign	10,000	5/20/2022	Center for Nonprofit Excellence #7
Carmel Youth Baseball	a riding mower and to build a batting cage	5,000	5/20/2022	Farrell/Allen/LaSalle Carmel Rotary Fund
KQED, Inc.	general operating support	500	5/20/2022	Pass Thru Fund
National Geographic Society	general operating support	500	5/20/2022	Stephen V. Davies Family Fund
Resource Conservation District of Monterey County	education/habitat enhancement in Seaside public parks	14,825	5/20/2022	Fund for the Environment
Alzheimer's Disease and Related Disorders Association	Outreach, education, support groups & resources	10,000	5/20/2022	Kathleen and Howard Marks Fund
Community Bridges /Puentes de la Comunidad	La Manzana's Free Drop-in Assistance for County residents	15,000	5/20/2022	Cyrus F. Fitton Fund
AT&T Pebble Beach Junior Golf Association	2022 R.J Harper Memorial Scholarship Fund	5,000	5/20/2022	R. J. Harper Memorial Scholarship Fund
American Rivers, Inc.	general operating support	1,500	5/20/2022	Stephen V. Davies Family Fund
Boys & Girls Clubs of Monterey County	Fund-A-Future	55,000	5/20/2022	Carmel Gives Fund
Southern Utah Wilderness Alliance	general operating support	1,500	5/20/2022	Stephen V. Davies Family Fund
El Sistema USA / Salinas	general operating support	2,000	5/20/2022	Pass Thru Fund
Interim, Inc.	general operating support	5,000	5/20/2022	Pass Thru Fund
CASA of Monterey County	general operating support	5,000	5/20/2022	Pass Thru Fund
CASA of Monterey County	the training, mobilization and support of volunteers	6,000	5/20/2022	Farrell/Allen/LaSalle Carmel Rotary Fund
Peace of Mind Dog Rescue	general operating support	100	5/20/2022	Pass Thru Fund

COMMUNITY FOUNDATION FOR MONTEREY COUNTY
GRANTS - MAY 2022

Grantee	Program Name	Granted	Date	Fund
Peace of Mind Dog Rescue	general operating support	24,459	5/20/2022	Pass Thru Fund
Monterey Jazz Festival	support education programs for students in Monterey County	5,000	5/20/2022	Farrell/Allen/LaSalle Carmel Rotary Fund
The Project on Government Oversight, Inc.	general operating support	500	5/20/2022	Stephen V. Davies Family Fund
First Night Monterey	Greenfield Cultural Arts Center Programs	10,000	5/20/2022	Patricia J. Boles Fund
Natural Resources Defense Council	general operating support	1,500	5/20/2022	Stephen V. Davies Family Fund
Everyone's Harvest - Cosecha Para Todos	early intervention programs, Fresh Rx and Market Match	10,000	5/20/2022	Fund for the 21st Century
KIDPOWER	Starting Strong Foundation for Social/Academic Success	15,000	5/20/2022	Irving R. and Helen G. Stuart Fund
Defenders of Wildlife	general operating support	1,500	5/20/2022	Stephen V. Davies Family Fund
The Ocean Conservancy	general operating support	1,500	5/20/2022	Stephen V. Davies Family Fund
Asian Cultural Experience	Operating support	10,000	5/20/2022	Lauralie and J. Irvine Fund
Big Sur Land Trust	general operating support	500	5/20/2022	Stephen V. Davies Family Fund
CSUMB Women's Leadership Council	general operating support	20,000	5/20/2022	Pass Thru Fund
Memorial University of Newfoundland	In memory of the Thomas and Mary Battcock Family	1,000	5/20/2022	Dr. Gladys M. Olvis Scholarship Fund
VH1 Save the Music Foundation	Music Saves: Pajaro Valley Unified School District	10,000	5/20/2022	Ruth L. and Wilbur K. Amonette Fund
Friends of Mission Trail Nature Preserve	help funding the construction of a \$35,000 bridge	4,000	5/20/2022	Farrell/Allen Carmel Rotary Fund
Monterey County Agricultural & Rural Life Museum	Educational Programming	10,000	5/20/2022	Lauralie and J. Irvine Fund
Junior League of Monterey County	Monterey's Old Whaling Station Adobe	5,700	5/20/2022	Thomas Doud, Sr. and Anita M. Doud Fund I
Carmel Dance Festival	Langston Hughes Project	5,000	5/20/2022	Carmel Gives Fund
AIM for Mental Health	Youth Mental Health First Aid training	10,000	5/20/2022	Shirley I. Thackara Fund
Hope, Horses and Kids	Equine Assisted Wellness & Learning Program	15,000	5/20/2022	Cyrus F. Fitton Fund
Mountain Lion Foundation	general operating support	500	5/20/2022	Stephen V. Davies Family Fund
Greenpeace Fund	general operating support	1,500	5/20/2022	Stephen V. Davies Family Fund
Golden Oldies Cat Rescue	Second Chances at New Beginnings	7,500	5/20/2022	Kathleen and Howard Marks Fund
Pomona College	general operating support	500	5/20/2022	Stephen V. Davies Family Fund
Regeneration - Pajaro Valley Climate Action	Advancing climate justice	10,000	5/20/2022	The McKay Fund
Canine Companions for Independence	general operating support	20	5/20/2022	Pass Thru Fund
Dentistry 4 Vets	Increasing Access to Dental Care for Veterans	10,000	5/20/2022	Dr. George and Sam-Kih Thorngate Family Fund
Gathering for Women-Monterey	general operating support	20	5/20/2022	Pass Thru Fund
Gathering for Women-Monterey	general operating support	100	5/20/2022	Pass Thru Fund
Planned Parenthood Mar Monte	support clients coming from out of state	500	5/20/2022	Tracy Gibbons Charitable Fund
League of Women Voters of California Education Fund	help with integrity in our midterm elections this year	500	5/20/2022	Tracy Gibbons Charitable Fund
Schumacher Center for a New Economics	general operating support	500	5/20/2022	Stephen V. Davies Family Fund
Big Sur Historical Society	Archive Digitization	7,987	5/20/2022	The Fund for Monterey County
Zandra Jo Galvan	Zandra Jo Galvan	575	5/20/2022	Dr. William D. Barr Scholarship - Educational Leadership
Saint James Episcopal Church	May 2022 withdrawal	50,704	5/20/2022	St. James Buildings Renovation Fund
King City Community Scholarships, Inc.	2022 King City Community Scholarships Awards	14,500	5/20/2022	Steven Paul Schmidt Scholarship Fund
Total Grants		685,069.90		

COMMUNITY FOUNDATION FOR MONTEREY COUNTY
GRANTS - MAY 2022

Grantee	Program Name	Granted	Date	Fund
Interfund Grants				
Community Foundation for Monterey County	GEN to SIEM	50.00	5/6/2022	The Fund for Monterey County
Community Foundation for Monterey County	GIBB to HOME	500.00	5/6/2022	Tracy Gibbons Charitable Fund
Community Foundation for Monterey County	TGFF to SIEM	1,000.00	5/6/2022	Trinidad and Lupe Gomez Family Fund
Community Foundation for Monterey County	DBAY to HOME	500.00	5/6/2022	Dan Baldwin and Anne Ylvisaker Fund
Community Foundation for Monterey County	PASS to CFMCF	60,000.00	5/20/2022	Pass Thru Fund
Community Foundation for Monterey County	PASS to HOMES	6,000.00	5/20/2022	Pass Thru Fund
Community Foundation for Monterey County	MAGI to HOMED	1,000.00	5/20/2022	John and Kristina Magill Fund
Community Foundation for Monterey County	ANTL to WOMN1	5,000.00	5/20/2022	Rick and Tonya Antle Fund
Community Foundation for Monterey County	DAVIE to OPER	500.00	5/20/2022	Stephen V. Davies Family Fund
Total Interfund Grants		74,550		
Total Grants		759,620		