



Here for Good

Community Foundation
for Monterey County

FINANCIAL STATEMENT

For the One Month Ended January 31, 2022

**COMMUNITY FOUNDATION FOR MONTEREY COUNTY
FINANCIAL REPORTS
For the One Month Ended January 31, 2022**

TABLE OF CONTENTS

Section I – Financial Reports	Page(s)
Notes to Financial Statements	1 - 2
Statement of Financial Position	3 - 4
Statement of Activities	5 - 6
Section II – Combined Operating Fund	
Comparisons of Actual to Budget - Operating Fund	7
Operating Cash on Hand	8
Section III – Fund Reports	
Investment Holdings - Long Term Fund Portfolio	9
Investment Performance Report - Long Term Fund Portfolio	10 - 12
Investment Holdings - Medium Term Fund Portfolio	13
Investment Performance Report - Medium Term Fund Portfolio	14 - 15
Investment Holdings - ESG Fund Portfolio	16
Investment Performance Report - ESG Fund Portfolio	17 - 18
Investment Holdings - DRIM Portfolio	19
Investment Performance Report - DRIM Portfolio	20
Gifts Received – Current Month	21 - 24
Grants Approved – Current Month	25 - 26

Assets

Total Assets through 1/31/2021 are \$375,304,859 a 7.69% increase since January 2021 and a 2.94% decrease since December 2021. (p. 4)

Charitable Remainder Trusts (CRT) and Charitable Gift Annuities (CGA)

The CRT and CGA funds have been adjusted to reflect the activity and balances per Kaspick & Company and the third-party account balances as of December 31, 2021. (p. 4)

Realized and Unrealized Gains and Losses on Investments

Net year-to-date realized gains were \$1,026, and unrealized losses were \$11,844,544, for a total loss of \$11,843,518. (p. 7)

Operating Fund

Total revenue was \$234 less than the budget, and total expenses were \$63,931 less than the budget. Unrealized losses were \$23,862 on the operating reserve held in the Medium-Term Fund portfolio. The actual net operating deficit is \$294,609 compared to a budgeted deficit of \$334,649. (p. 8)

Note: The Expendable Operating Cash-on-Hand is at 9.4 months, excluding the operating reserve of \$500,000 and the building reserve of \$150,000. (p. 9)

Portfolio Performance

The market value of the Long-Term Fund portfolio at 1/31/2022 was \$304,414,953. The one-year Total Return for the Long-Term Endowment Portfolio was 9.1% compared to the Policy Index of 8.9%. (p. 10-12)

The market value of the Medium-Term Fund portfolio at 1/31/2022 was \$9,879,463. The one-year Total Return for the Medium-Term Endowment Portfolio was 1.5% compared to the Policy Index of 2.3%. (p. 13-14)

The market value of the ESG Fund portfolio at 1/31/2022 was \$6,440,267. The one-year Total Return for the ESG Portfolio was 7.3% compared to the Policy Index of 7.0%. (p. 15-16)

The market value of the DRIM Fund portfolio at 1/31/2022 was \$2,966,211. The one-year Total Return for the DRIM Portfolio was 18.6% compared to the Policy Index of 28.3%. Due to the timing of the DRIM reports, there is a one-month lag in the performance reporting. (p. 17-18)

Special Program Funds

Special Program Funds include: Center for Nonprofit Excellence funded by the David and Lucile Packard Foundation; the College Futures Foundation program, funded by the College Futures Foundation; the Salinas Leadership project, funded by the James Irvine Foundation; and the Monterey County Gives annual campaign.

Total Special Program revenue was \$6,370 and total expenses were \$330,863. (p. 6-7)

Gifts, Pledges, Bequests, Future Funds Greater than \$25,000, and Grants

Total new contributions for the month were \$1,533,285, including: (p. 18-21)

Mr. & Mrs. William and Nancy Doolittle	1/3/2022	297,754.00	Doolittle Fund
Ms. Elinor Laiolo and Ms. Mary K. Hall	1/4/2022	36,163.95	Farrell/Allen Carmel Rotary Fund
Dr. Carlotta H. Mellon	1/7/2022	40,000.00	The Fund for Homeless Women Non-Endowed Fund
Carmel Valley Manor	1/10/2022	136,451.57	Carmel Valley Manor Foundation Stewardship Fund
Ms. Tracy Gibbons	1/11/2022	500,000.00	Tracy Gibbons Charitable Fund
CASA of Monterey County	1/24/2022	123,000.00	CASA of Monterey County Stewardship Fund
Monterey Sober Living for Women	1/26/2022	100,000.00	Monterey Sober Living for Women Home Fund
Rancho Cielo	1/31/2022	114,520.00	Rancho Cielo Endowment Fund

Contribution/Bequest Receivables

No payments on receivables were recorded during January 2022.

Grants to agencies for the month totaling \$734,918 were approved and recorded. (p. 22-23)

COMMUNITY FOUNDATION FOR MONTEREY COUNTY
STATEMENT OF FINANCIAL POSITION
CONSOLIDATED - ALL FUNDS
For the One Month Ended January 31, 2022 and January 31, 2021

	COMBINED OPERATING	SPECIAL PROGRAMS	ENDOWMENT	NON ENDOWED	BEQUEST, CRT RECEIVABLES	TOTAL January 31, 2022	TOTAL January 31, 2021
ASSETS							
Cash:							
Cash & Cash Equivalents	3,775,635	12,481,266	18,200	4,461,913	0	20,737,013	21,232,966
Investments - Long Term Fund Portfolio	0	0	205,838,595	98,576,358	0	304,414,953	278,833,008
Investments - Medium Term Fund Portfolio	705,932	0	0	9,173,531	0	9,879,463	8,927,464
Investments - ESG Fund Portfolio	0	0	3,656,338	2,783,929	0	6,440,267	4,435,578
Separately Invested - DRIM Portfolio	0	0	0	2,966,211	0	2,966,211	2,497,618
Separately Invested - Pony Trust	0	314,582	0	0	0	314,582	330,511
Total Cash & Investments	4,481,566	12,795,848	209,513,134	117,961,941	0	344,752,489	316,257,145
Accounts Receivable:							
Pledges & Contributions Receivable	0	0	0	4,500	0	4,500	266,750
Bequests & Remainder Interest	0	0	0	0	0	0	0
Due from OPER	0	0	1,042,993	0	0	1,042,993	1,117,396
Investment in an LLC	0	0	0	0	0	0	1,837,500
Charitable Remainder Trusts	0	0	0	0	23,077,349	23,077,349	22,767,107
Charitable Gift Annuities	0	0	0	0	4,590,276	4,590,276	4,380,833
Total Accounts Receivable	0	0	1,042,993	4,500	27,667,625	28,715,117	30,369,586
Other Assets:							
Prepaid Expenses	5,500	0	0	0	0	5,500	7,344
Property-Net of Depreciation	1,831,752	0	0	0	0	1,831,752	1,867,006
Total Other Assets	1,837,252	0	0	0	0	1,837,252	1,874,350
TOTAL ASSETS	6,318,818	12,795,848	210,556,126	117,966,441	27,667,625	375,304,859	348,501,081

COMMUNITY FOUNDATION FOR MONTEREY COUNTY
STATEMENT OF FINANCIAL POSITION
CONSOLIDATED - ALL FUNDS
For the One Month Ended January 31, 2022 and January 31, 2021

	COMBINED OPERATING	SPECIAL PROGRAMS	ENDOWMENT	NON ENDOWED	BEQUEST, CRT RECEIVABLES	TOTAL January 31, 2022	TOTAL January 31, 2021
LIABILITIES & NET ASSETS							
Liabilities:							
Grants Payable	0	1,130,868	428,500	614,896	0	2,174,264	1,439,437
Contingent Liabilities	0	0	0	0	15,345,401	15,345,401	15,800,949
Funds held as Agency Endowments	0	0	8,371,490	0	0	8,371,490	7,298,606
Funds held as Stewardship Funds	0	0	0	56,449,929	0	56,449,929	48,980,877
Payroll, Misc. and Accts Payable	1,183,108	1,737	0	2,395	0	1,187,240	1,718,324
Total Liabilities	1,183,108	1,132,605	8,799,990	57,067,220	15,345,401	83,528,325	75,238,193
Net Assets:							
Net Assets-Beginning Balance	5,430,319	11,987,736	209,093,034	64,306,005	12,322,224	303,139,318	271,914,234
Change in Net Assets - Current Year	(294,609)	(324,493)	(7,336,898)	(3,406,783)	0	(11,362,784)	1,348,655
Total Net Assets	5,135,710	11,663,243	201,756,136	60,899,221	12,322,224	291,776,534	273,262,888
TOTAL LIABILITIES & NET ASSETS	6,318,818	12,795,848	210,556,126	117,966,441	27,667,625	375,304,859	348,501,081

COMMUNITY FOUNDATION FOR MONTEREY COUNTY
STATEMENT OF ACTIVITIES
CONSOLIDATED - ALL FUNDS
For the One Month Ended January 31, 2022 and January 31, 2021

	<u>COMBINED OPERATING</u>	<u>SPECIAL PROGRAMS</u>	<u>ENDOWMENT</u>	<u>NON ENDOWED</u>	<u>BEQUEST, CRT RECEIVABLES</u>	<u>TOTAL January 31, 2022</u>	<u>TOTAL January 31, 2021</u>
SUPPORT AND REVENUE:							
Contributions	4,305	11,678	183,593	1,333,707	0	1,533,283	561,616
Interfund Gifts	0	0	10,000	3,000	0	13,000	30,000
Pledge Payments Received	0	0	0	0	0	0	13,384
Future Contributions-A/R-Pledge-CRT-CGA	0	0	0	0	0	0	0
Contributions Received via Bequest	2	0	0	0	0	2	2,482,668
Change in Value, Split Interest Trusts, Future Assets	0	0	0	0	0	0	1,532,685
Gain/Loss on Sale of Property	0	0	0	0	0	0	0
Income from Related Party (LLC)	0	0	0	0	0	0	0
Interest & Dividend Income	736	(5,308)	96,016	49,482	0	140,927	155,197
Administrative Fees	7,263	0	0	0	0	7,263	664
Fees from Special Projects	14,360	0	0	0	0	14,360	0
Workshop and Contract Service Income	24,060	0	0	0	0	24,060	550
Misc Income/Returned Grants	0	0	0	0	0	0	0
Total Support and Revenue	50,726	6,370	289,609	1,386,190	0	1,732,895	4,776,764
EXPENSES:							
Operating Expenses and Distributions:							
Salaries & Benefits	213,124	5,234	0	0	0	218,358	175,397
Administrative Costs	90,354	98,503	0	2,889	0	191,746	128,656
Occupancy Costs	11,066	0	0	0	0	11,066	7,799
Development Expenses	6,703	7,151	0	0	0	13,854	3,564
Board & Committee Expenses	198	0	0	0	0	198	20
Total Operating Expenses	321,444	110,888	0	2,889	0	435,221	315,437

COMMUNITY FOUNDATION FOR MONTEREY COUNTY
STATEMENT OF ACTIVITIES
CONSOLIDATED - ALL FUNDS
For the One Month Ended January 31, 2022 and January 31, 2021

	<u>COMBINED OPERATING</u>	<u>SPECIAL PROGRAMS</u>	<u>ENDOWMENT</u>	<u>NON ENDOWED</u>	<u>BEQUEST, CRT RECEIVABLES</u>	<u>TOTAL January 31, 2022</u>	<u>TOTAL January 31, 2021</u>
Grants and Grant Related Expenses:							
Grants	0	200,000	88,000	446,918	0	734,918	468,181
Interfund Grants	0	0	0	13,000	0	13,000	30,000
Pledge Payments Paid	0	0	0	0	0	0	13,384
Bequests Payments/Transfers	0	0	0	0	0	0	2,482,668
Other Expenses	0	19,829	0	0	0	19,829	26,603
Other Payments/Transfers	0	0	0	0	0	0	0
Grant Related Expenses	0	0	0	0	0	0	0
Administrative Fees	0	146	0	7,117	0	7,263	507
Fees to Managers	29	0	28,065	13,837	0	41,930	39,523
Total Grants and Grant Related Expenses	29	219,975	116,065	480,872	0	816,940	3,060,866
 Total Expenses and Grants	 321,473	 330,863	 116,065	 483,761	 0	 1,252,161	 3,376,303
 Excess of Revenues (Expenses)							
Before Gains on Investments & Transfers	(270,747)	(324,493)	173,545	902,429	0	480,734	1,400,461
 GAINS(LOSS) ON INVESTMENTS and Other Income:							
Realized-Gain (Loss)	0	0	0	1,026	0	1,026	1,721
Unrealized-Gain(Loss)	(23,862)	0	(7,510,443)	(4,310,239)	0	(11,844,544)	(53,527)
Other Income	0	0	0	0	0	0	
 Total Gain/(Loss) on Investments and Other Income:	 (23,862)	 0	 (7,510,443)	 (4,309,213)	 0	 (11,843,518)	 (51,806)
 Change in Net Assets	 (294,609)	 (324,493)	 (7,336,898)	 (3,406,783)	 0	 (11,362,784)	 1,348,655
 Net Assets Beginning of Year	 5,430,319	 11,987,736	 209,093,034	 64,306,005	 12,322,224	 303,139,318	 271,914,234
 Net Assets, End of Period	 5,135,710	 11,663,243	 201,756,136	 60,899,221	 12,322,224	 291,776,534	 273,262,888

COMMUNITY FOUNDATION FOR MONTEREY COUNTY
Combined Operating Fund Budget vs. Actual

For the One Month Ended January 31, 2022 and January 31, 2021

	Year-To-Date			YTD Actual 1/31/2021
	Actual	Budget	Variance	
REVENUE				
Contributions - Foundations	4,000	4,000	0	4,250
Contributions - Indiv/Corp	305	0	305	6,195
Contributions - Interfund			0	0
Bequests Received	2	4,042	(4,040)	49,653
Admin Fees	7,263	7,250	13	664
Special Project Fees	14,360	14,360	0	0
Workshops/Contracts	24,060	18,000	6,060	550
Miscellaneous Income	0	2,600	(2,600)	0
Interest and Dividends	736	708	28	637
Total Revenue	50,726	50,960	(234)	61,949
EXPENSE				
Personnel				
Salaries and Wages	161,773	191,476	(29,703)	135,443
Payroll Taxes	19,479	20,718	(1,239)	12,144
Insurance and Other Benefits	31,872	45,197	(13,325)	27,810
Sub-total	213,124	257,391	(44,267)	175,397
Administrative				
Supplies	2,154	1,750	404	708
Equip / Computer Maintenance	5,669	11,589	(5,920)	4,843
Bank Charges	1,673	583	1,090	2,183
Printing	0	0	0	0
Postage / Freight	3,855	4,550	(695)	9,078
Dues/Subscriptions	24,745	22,028	2,717	19,444
Services (legal, acct, consult)	33,230	36,493	(3,263)	22,915
D&O Insurance	6,160	12,500	(6,340)	0
Telecommunications	4,398	4,943	(545)	3,921
Conferences & Training	896	4,267	(3,371)	0
Miscellaneous	25	713	(688)	600
Depreciation	7,549	7,549	0	6,641
Sub-total	90,354	106,965	(16,611)	70,334
Facilities				
Property / Liability Insurance	0	0	0	0
Maintenance / Repairs	0	500	(500)	0
Janitorial & Landscaping	1,596	2,025	(429)	1,538
Rent	3,289	4,689	(1,400)	0
Mortgage, Interest & Property Taxes	3,499	3,641	(142)	3,745
Utilities	2,683	2,667	16	2,516
Sub-total	11,066	13,522	(2,456)	7,799
Development, Program & Staff				
Donor Development	1,308	1,550	(242)	910
Advertising & Promotion	2,971	2,590	381	2,388
Mileage, Meals & Meetings	58	541	(483)	0
Workshops	0	75	(75)	0
Annual Meetings			0	0
75th Anniversary Expenses			0	0
Annual Report			0	0
Staff Recognition Expenses	2,366	2,800	(434)	266
Board & Committee Expenses	198	175	23	20
Sub-total	6,901	7,731	(830)	3,584
Total Expenses	321,444	385,609	(64,165)	257,115
Net Income / (Loss) Before Investment Returns and Other Income	(270,718)	(334,649)	63,931	(195,166)
Realized Gains/(Losses)				0
Unrealized Gains/(Losses)	(23,862)	0		(4,419)
Other Income				
Investment Management Fee	29	0		29
Net Income / (Loss) Including Investment Returns	(294,609)	(334,649)	63,931	(199,614)

COMMUNITY FOUNDATION FOR MONTEREY COUNTY
Operating Cash on Hand and Reserves - January 2022
With Projections through April 2022

Operating Cash on Hand:

Cash & Cash Equivalents	4,481,566
Less: Liabilities, excluding future period loan payments	256,298
Total Cash Available	4,225,268

Add: Accounts Receivable	
Prepaid Expenses	5,500
Total Accounts Receivable and Prepaid Expenses	5,500

Total Cash Expendable **4,230,768**

Restrictions on cash available

Less: Building Reserve	(150,000)
Less: Board Restricted Operating Reserve	(500,000)
Total Restricted Cash	(650,000)

Unrestricted cash available **3,580,768**

<i>Estimated revenue-Next Quarter</i>	1,137,000
<i>Estimated spending-Next Quarter</i>	(1,124,305)

Estimated unrestricted cash remaining **3,593,463**

BUDGET

Notes:

Annual Expenses excluding depreciation	4,497,221
Capital Expenses-Depreciation	90,583
Total Cash needs	4,587,804

(1) One month reserve	382,317
(2) Six-month reserve	2,293,902
(3) Number of months of expendable cash on hand	9.4

COMMUNITY FOUNDATION FOR MONTEREY COUNTY
LONG TERM INVESTMENT PORTFOLIO
Activity for the Month of: January 2022

Market At Last Trade Date	Number of Shares	Code	Investment Account	Beginning Book	Beginning Market	Net Additions	Transfers	Interest & Dividends	Realized Gain(Loss)	Unrealized Gain(Loss)	Ending Book	Ending Market	Actual %	Board Policy
<u>CASH ACCOUNTS:</u>														
1.00	0.00	MS	Rabobank Endowment	1,709,493	1,709,493	28,898	0	0	0	0	1,742,037	1,742,037		
1.00	0	SWUXX	Schwab-MM/SWVXX	850,156	850,156	378,738	0	10	0	103	1,229,008	1,229,008		
1.00	0	SWUXX	Schwab Treasury-Cash	9,646,528	9,646,528	470,136	50,356	74	0	0	10,167,093	10,167,093		
			TOTAL CASH	12,206,177	12,206,177	877,772	50,356	84	0	103	13,138,138	13,138,138	4.3%	2.0%
<u>BOND ACCOUNTS:</u>														
13.79	1,828,886.97	DODIX	Dodge & Cox Income	25,222,151	25,714,151	0	0	0	0	(493,799)	25,222,151	25,220,351	8.3%	8.4%
11.60	2,677,974.66	JCBUX	JP Morgan Core Bond	31,814,172	31,680,440	0	(51,658)	51,658	0	(615,934)	31,814,172	31,064,506	10.2%	11.2%
27.91	365,138.67	VAIPX	Vanguard Inflation	10,094,912	10,384,544	0	0	0	0	(193,523)	10,094,912	10,191,020	3.3%	3.8%
10.63	905,625.84	VFSUX	Vanguard Short Term	9,695,177	9,753,590	0	1,303	(1,303)	0	(126,788)	9,695,177	9,626,803	3.2%	3.6%
			TOTAL BONDS	76,826,413	77,532,725	0	(50,356)	50,356	0	(1,430,045)	76,826,413	76,102,680	25.0%	27.0%
			TOTAL FIXED INC.	89,032,590	89,738,902	877,772	0	50,440	0	(1,429,941)	89,964,551	89,240,818	29.3%	29.0%
<u>ALTERNATIVE INVESTMENTS:</u>														
1,463.27	6,431.43	ASB	ASB Capital Management, LLC	8,600,000	9,953,299	(108,971)	0	79,958	0	322,058	8,600,000	10,246,344	3.4%	3.0%
47.67	113,148.39	DFREX	DFA Real Estate	3,457,214	5,859,955	0	0	0	0	(466,171)	3,457,214	5,393,784	1.8%	6.0%
150.85	35,680.91	VGSIX	Vanguard REIT Index	3,870,222	5,861,303	0	0	0	0	(478,838)	3,870,222	5,382,465	1.8%	2.0%
			TOTAL ALTERNATIVE	15,927,436	21,674,557	(108,971)	0	79,958	0	(622,951)	15,927,436	21,022,593	6.9%	11.0%
<u>COMMUNITY IMPACT INVESTMENTS:</u>														
			CA FarmLink	375,000	750,000	0	(1,563)	1,563	0	0	375,000	750,000	0.25%	0.8%
			Opportunity Fund	1,000,000	1,000,000	0	(2,083)	2,083	0	0	1,000,000	1,000,000	0.33%	1.1%
			CHISPA	0	73,217	0	0	0	0	0	73,217	73,217	0.02%	0.1%
			TOTAL CII	1,375,000	1,823,217	0	(3,646)	3,646	0	0	1,448,217	1,823,217	0.6%	2.0%
<u>SMALL CAP:</u>														
106.25	96,594.00	IJR	iShares-S&P 600 Index	2,674,584	11,060,979	0	0	0	0	(797,866)	2,674,584	10,263,113	3.4%	3.0%
			TOTAL SMALL CAP	2,674,584	11,060,979	0	0	0	0	(797,866)	2,674,584	10,263,113	3.4%	3.0%
<u>MID CAP:</u>														
262.54	28,148.00	IJH	iShares-S&P 400 Index	1,366,803	7,968,136	0	0	0	0	(578,160)	1,366,803	7,389,976	2.4%	2.0%
			TOTAL MID CAP	1,366,803	7,968,136	0	0	0	0	(578,160)	1,366,803	7,389,976	2.4%	2.0%
<u>LARGE CAP:</u>														
248.31	54,858.95	DODGX	Dodge & Cox Stock Fund	7,429,054	13,454,705	0	0	0	0	167,320	7,429,054	13,622,025	4.5%	5.0%
163.95	61,368.00	IWD	iShares Russell 1000 Value	4,942,157	10,305,528	0	0	0	0	(244,245)	4,942,157	10,061,284	3.3%	4.0%
65.77	387,862.65	TRLGX	T Rowe Price	7,276,444	28,515,662	0	0	0	0	(3,005,936)	7,276,444	25,509,727	8.4%	5.0%
384.77	119,297.99	VINIX	Vanguard Index 500	18,194,954	48,409,931	0	0	0	0	(2,507,644)	18,194,954	45,902,287	15.1%	13.0%
			TOTAL LARGE CAP	37,842,608	100,685,826	0	0	0	0	(5,590,504)	37,842,608	95,095,322	31.2%	27.0%
<u>INTERNATIONAL:</u>														
59.82	285,166.61	AEPFX	EuroPacific	12,529,026	18,416,060	0	0	0	0	(1,357,393)	12,529,026	17,058,667	5.6%	5.0%
20.70	426,993.73	DFISX	DFA Int'l Small Co. Portfolio	7,955,743	9,299,923	0	0	0	0	(461,153)	7,955,743	8,838,770	2.9%	3.0%
48.71	400,808.66	DODFX	Dodge & Cox International	13,915,008	18,954,242	0	0	0	0	569,148	13,915,008	19,523,390	6.4%	6.0%
15.79	1,109,945.85	VTMGX	Vanguard Developed Mkts	12,965,120	18,247,510	0	0	0	0	(721,465)	12,965,120	17,526,045	5.8%	6.0%
49.67	334,871.00	VWO	Vanguard FTSE Emerging	13,005,253	16,562,720	0	0	0	0	70,323	13,005,253	16,633,043	5.5%	6.0%
			TOTAL INT'L	60,370,149	81,480,454	0	0	0	0	(1,900,540)	60,370,149	79,579,914	26.1%	26.0%
			TOTAL EQUITIES	118,181,581	222,869,952	(108,971)	0	79,958	0	(9,490,022)	118,181,581	215,174,135	63.8%	60.0%
			GRAND TOTALS	207,214,171	312,608,854	768,801	0	130,398	0	(10,919,963)	208,146,132	304,414,953	100.0%	100.0%

Total Fund
Executive Summary - Preliminary (Net of Fees)

Community Foundation for Monterey - Long-Term Fund
Period Ending: January 31, 2022

	Market Value	% of Portfolio	1 Mo	1 Yr	3 Yrs	5 Yrs	10 Yrs
Total Fund	304,414,953	100.0	-3.5	9.1	10.8	8.9	7.7
Policy Index			-3.5	8.9	10.8	9.0	7.6
60% MSCI World (Net)/40% Blmbg. Global Aggregate			-4.0	7.2	11.0	9.2	7.6
Domestic Equity	112,748,411	37.0	-5.8	19.1	18.8	16.0	15.3
Vanguard Institutional Index I	45,902,287	15.1	-5.2	23.2	20.7	16.8	15.4
S&P 500 Index			-5.2	23.3	20.7	16.8	15.4
T. Rowe Price Large-Cap Growth Fund - I Class	25,509,727	8.4	-10.5	9.2	21.3	22.0	18.7
Russell 1000 Growth Index			-8.6	17.5	26.4	22.3	18.0
Dodge & Cox Stock	13,622,025	4.5	1.2	33.7	18.0	13.9	15.1
Russell 1000 Value Index			-2.3	23.4	13.8	10.5	12.3
iShares Russell 1000 Value Index ETF	10,061,284	3.3	-2.4	23.1	13.7	10.3	12.1
Russell 1000 Value Index			-2.3	23.4	13.8	10.5	12.3
iShares S&P Midcap 400 Index Fund ETF	7,389,976	2.4	-7.3	14.0	14.5	11.0	12.5
S&P MidCap 400 Index			-7.2	14.0	14.6	11.0	12.6
iShares S&P Small Cap 600 Index ETF	10,263,113	3.4	-7.2	10.6	13.2	10.8	12.9
S&P SmallCap 600 Index			-7.3	10.6	13.2	10.8	12.9
International Equity	79,579,914	26.1	-2.3	5.1	10.2	8.5	7.0
Dodge & Cox International Stock	19,523,390	6.4	3.0	15.2	9.7	6.9	7.2
MSCI AC World ex USA Index			-3.7	4.1	9.6	8.5	6.7
MSCI AC World ex USA Value			0.9	12.3	6.6	6.2	5.3
American Funds Europacific Growth F2	17,058,667	5.6	-7.4	-3.3	11.9	10.1	8.4
MSCI AC World ex USA Index			-3.7	4.1	9.6	8.5	6.7
MSCI AC World ex USA Growth			-8.1	-3.7	12.1	10.7	7.9
Vanguard Developed Market Index Adm	17,526,045	5.8	-4.0	8.3	10.3	8.5	7.5
Spliced Vanguard Developed Markets Index			-5.0	6.8	9.7	8.1	7.2
DFA International Small Company I	8,838,770	2.9	-5.0	9.2	10.9	8.2	8.5
MSCI World ex U.S. Small Cap Index (Net)			-6.8	3.8	10.5	8.7	8.4
Vanguard FTSE Emerging Markets ETF	16,633,043	5.5	0.4	-1.4	8.9	8.4	4.3
Vanguard Spliced Emerging Markets Index (Net)			-1.0	-2.5	9.0	8.3	4.3

40/60 Policy (New): 40% MSCI World Equity (Gross Dividends) and 60% Bloomberg US Aggregate TR. Policy Index (New): 25% S&P 500, 10% MSCI EAFE, 10% MSCI EM, 20% Bloomberg US Aggregate, 5% Bloomberg US High Yield, 5% JPM EMBI Global Diversified, 15% FTSE NAREIT All REIT, and 10% 91 Day TBills. Vanguard Real Estate liquidated (VGSIX) 2/5/2021. Baillie Gifford Emerging Markets (BGEEX) funded 2/5/2021.

Total Fund
Executive Summary - Preliminary (Net of Fees)

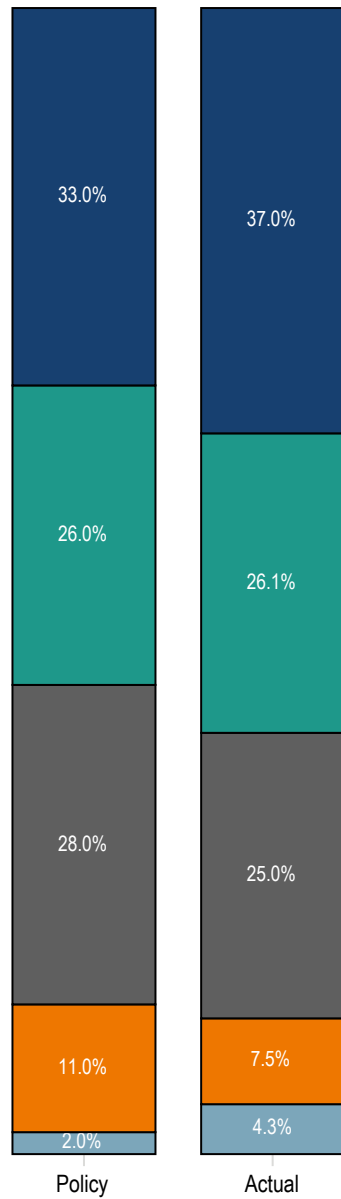
Community Foundation for Monterey - Long-Term Fund
Period Ending: January 31, 2022

	Market Value	% of Portfolio	1 Mo	1 Yr	3 Yrs	5 Yrs	10 Yrs
Domestic Fixed Income	76,102,680	25.0	-1.8	-1.5	4.5	3.6	3.1
Dodge & Cox Income	25,220,351	8.3	-1.9	-2.4	4.8	3.9	3.6
<i>Blmbg. U.S. Aggregate Index</i>			-2.2	-3.0	3.7	3.1	2.6
JP Morgan Core Bond R6	31,064,506	10.2	-1.8	-2.2	4.3	3.5	2.9
<i>Blmbg. U.S. Aggregate Index</i>			-2.2	-3.0	3.7	3.1	2.6
Vanguard Short-Term Investment Grade Adm	9,626,803	3.2	-1.2	-1.6	2.9	2.4	2.3
<i>Blmbg. U.S. Credit 1-5 Year Index</i>			-1.2	-1.7	2.9	2.6	2.4
Vanguard Inflation-Protected Securities Adm	10,191,020	3.3	-1.9	3.2	7.0	4.6	2.6
<i>Blmbg. U.S. TIPS</i>			-2.0	3.5	7.2	4.7	2.6
Alternatives	22,845,810	7.5	-4.0	19.7	5.3	4.3	2.7
ASB Capital Management	10,246,344	3.4	0.0	14.0	5.9	5.6	8.4
<i>NCREIF Fund Index-Open End Diversified Core Equity (VW) (Net)</i>			0.0	21.1	8.2	7.7	9.4
DFA Real Estate Securities I	5,393,784	1.8	-8.0	30.5	12.6	10.3	10.3
<i>Wilshire U.S. REIT Index</i>			-6.9	35.3	12.2	9.5	10.0
Vanguard Real Estate Index Adm	5,382,465	1.8	-8.2	28.9	12.3	9.4	9.9
<i>Wilshire U.S. REIT Index</i>			-6.9	35.3	12.2	9.5	10.0
<i>Vanguard Spliced Real Estate Index</i>			-8.2	29.0	12.5	9.5	10.0
Community Impact Investments	1,823,217	0.6	0.1	1.4	2.0	-	-
CA FarmLink	750,000	0.2	0.0	0.0	1.2	-	-
<i>2.5% Annualized Return Index</i>			0.2	2.5	2.5	2.5	2.5
Opportunity Fund	1,000,000	0.3	0.2	2.5	2.5	-	-
<i>2.5% Annualized Return Index</i>			0.2	2.5	2.5	2.5	2.5
CHIPSA	73,217	0.0	0.0	-	-	-	-
<i>2.5% Annualized Return Index</i>			0.2	2.5	2.5	2.5	2.5
Cash and Equivalents	13,138,138	4.3	0.0	0.0	0.2	0.4	0.2
Schwab Value Advantage Money Premier	1,229,008	0.4	0.0	0.0	0.2	0.2	0.1
First National Cash	\$0	0.0	0.0	0.0	0.0	0.0	0.0
Rabobank Endowment	1,742,037	0.6	0.0	0.0	0.1	0.0	-
Schwab Cash	10,167,093	3.3	0.0	0.0	0.2	0.4	0.2
<i>90 Day U.S. Treasury Bill</i>			0.0	0.0	0.9	1.1	0.6

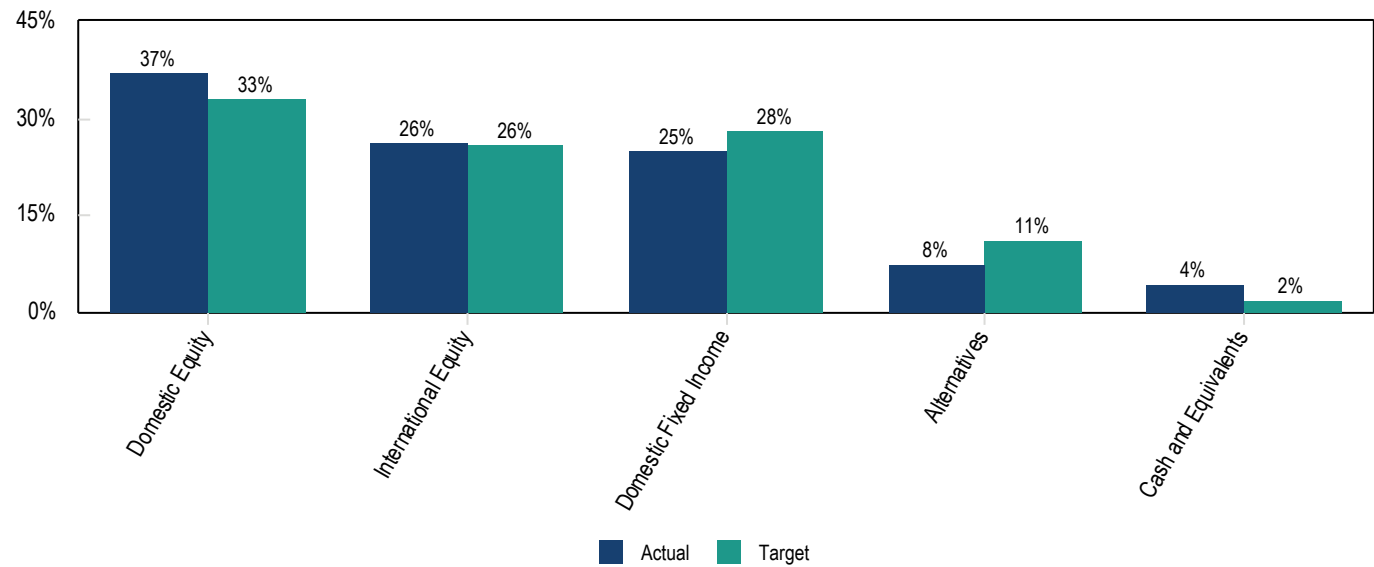
40/60 Policy (New): 40% MSCI World Equity (Gross Dividends) and 60% Bloomberg US Aggregate TR. Policy Index (New): 25% S&P 500, 10% MSCI EAFE, 10% MSCI EM, 20% Bloomberg US Aggregate, 5% Bloomberg US High Yield, 5% JPM EMBI Global Diversified, 15% FTSE NAREIT All REIT, and 10% 91 Day TBills. Vanguard Real Estate liquidated (VGSIX) 2/5/2021. Baillie Gifford Emerging Markets (BEGGX) funded 2/5/2021.

Total Fund Asset Allocation vs. Policy

Community Foundation for Monterey - Long-Term Fund Period Ending: January 31, 2022



	Current Balance (\$)	Current Allocation (%)	Policy Allocation (%)	Excess Allocation (%)	Policy Range (%)	Within IPS Range?
Domestic Equity	112,748,411	37.0	33.0	4.0	15.0 - 58.0	Yes
International Equity	79,579,914	26.1	26.0	0.1	10.0 - 53.0	Yes
Domestic Fixed Income	76,102,680	25.0	28.0	-3.0	17.0 - 37.0	Yes
Alternatives	22,845,810	7.5	11.0	-3.5	3.0 - 23.0	Yes
Cash and Equivalents	13,138,138	4.3	2.0	2.3	0.0 - 7.0	Yes
Total	304,414,953	100.0	100.0	0.0		



COMMUNITY FOUNDATION FOR MONTEREY COUNTY
MEDIUM-TERM PORTFOLIO
Activity for the Month of: January 2022

Market At Last Trade Date	Number of Shares	Code	Investment Account	Beginning Book	Beginning Market	Net Additions	Transfers	Interest & Dividends	Realized Gain(Loss)	Unrealized Gain(Loss)	Ending Book	Ending Market	Actual %	Board Policy
<u>CASH ACCOUNTS:</u>														
0.00	0.00	SWUXX	Schwab - Cash	963,911	963,911	20,073	(238)	5	0	0	983,746	983,746		
			TOTAL CASH	963,911	963,911	20,073	(238)	5	0	0	983,746	983,746	10.0%	0.0%
<u>BOND ACCOUNTS:</u>														
13.79	156,476.25	DODIX	Dodge & Cox Income Fund	2,177,777	2,200,056	0	0	0	0	(42,249)	2,177,777	2,157,807	21.8%	25.0%
10.63	130,423.84	VFSUX	Vanguard Short Term	1,402,378	1,404,665	0	188	(188)	0	(18,259)	1,402,378	1,386,405	14.0%	15.0%
10.93	197,850.48	VBTLX	Vanguard Total Bond Market Index	2,150,890	2,213,947	0	56	(56)	0	(51,441)	2,150,890	2,162,506	21.9%	25.0%
			TOTAL BONDS	5,731,046	5,818,668	0	243	(243)	0	(111,949)	5,731,046	5,706,719	57.8%	65.0%
			TOTAL FIXED INC.	6,694,957	6,782,579	20,073	5	(238)	0	(111,949)	6,714,792	6,690,465	67.7%	65.0%
<u>DOMESTIC:</u>														
203.05	9,442.38	VTNR	Vanguard Russell 3000	1,138,868	2,036,911	0	0	0	0	(119,635)	1,138,868	1,917,276	19.4%	19.0%
			TOTAL DOMESTIC	1,138,868	2,036,911	0	0	0	0	(119,635)	1,138,868	1,917,276	19.4%	19.0%
<u>INTERNATIONAL:</u>														
59.82	21,259.14	AEPMX	EuroPacific	1,071,695	1,372,916	0	0	0	0	(101,194)	1,071,695	1,271,722	12.9%	16.0%
			TOTAL INTERNATIONAL	1,071,695	1,372,916	0	0	0	0	(101,194)	1,071,695	1,271,722	12.9%	16.0%
			TOTAL EQUITIES	2,210,563	3,409,826	0	0	0	0	(220,829)	2,210,563	3,188,998	32.3%	35.0%
			GRAND TOTALS	8,905,520	10,192,405	20,073	5	(238)	0	(332,778)	8,925,355	9,879,463	100.0%	100.0%

Total Fund
Executive Summary - Preliminary (Net of Fees)

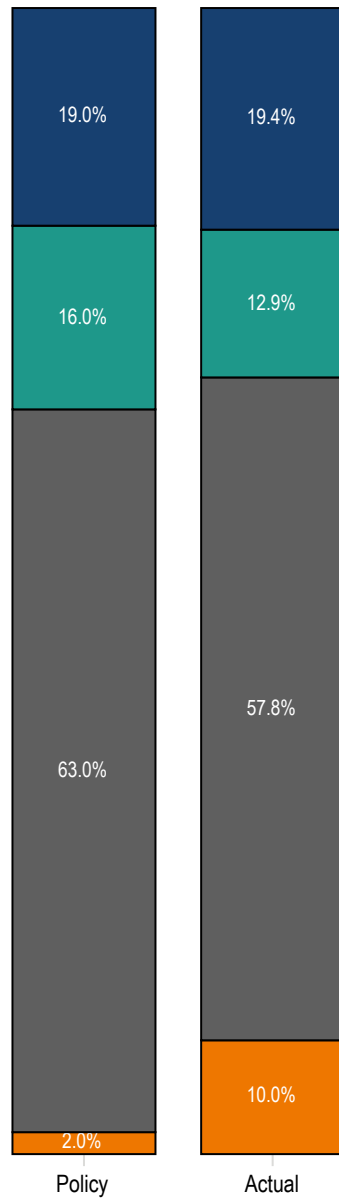
Community Foundation for Monterey - Medium-Term Fund
Period Ending: January 31, 2022

	Market Value	% of Portfolio	1 Mo	1 Yr	3 Yrs	5 Yrs	10 Yrs
Total Fund	9,879,463	100.0	-3.4	1.5	8.1	6.5	-
<i>Policy Index</i>			-2.9	2.3	7.6	6.4	5.6
Domestic Equity	1,917,276	19.4	-5.9	18.7	19.8	16.0	-
Vanguard Russell 3000	1,917,276	19.4	-5.9	18.7	19.8	16.0	14.9
<i>Russell 3000 Index</i>			-5.9	18.8	19.9	16.1	15.0
International Equity	1,271,722	12.9	-7.4	-3.4	11.9	10.1	-
American Funds Europacific Growth F2	1,271,722	12.9	-7.4	-3.3	11.9	10.1	8.4
<i>MSCI AC World ex USA Index</i>			-3.7	4.1	9.6	8.5	6.7
Domestic Fixed Income	5,706,719	57.8	-1.8	-2.5	3.9	3.2	-
Vanguard Total Bond Market Index	2,162,506	21.9	-2.2	-3.1	3.7	3.1	2.7
<i>Blmbg. U.S. Aggregate Index</i>			-2.2	-3.0	3.7	3.1	2.6
Dodge & Cox Income	2,157,807	21.8	-1.9	-2.4	4.8	3.9	3.8
<i>Blmbg. U.S. Aggregate Index</i>			-2.2	-3.0	3.7	3.1	2.6
Vanguard Short-Term Investment Grade Adm	1,386,405	14.0	-1.2	-1.6	2.8	2.4	2.3
<i>Blmbg. U.S. Credit 1-5 Year Index</i>			-1.2	-1.7	2.9	2.6	2.4
Cash and Equivalents	983,746	10.0	0.0	0.0	0.1	0.2	-
Schwab Cash	983,746	10.0	0.0	0.0	0.1	0.2	-
<i>90 Day U.S. Treasury Bill</i>			0.0	0.0	0.9	1.1	0.6

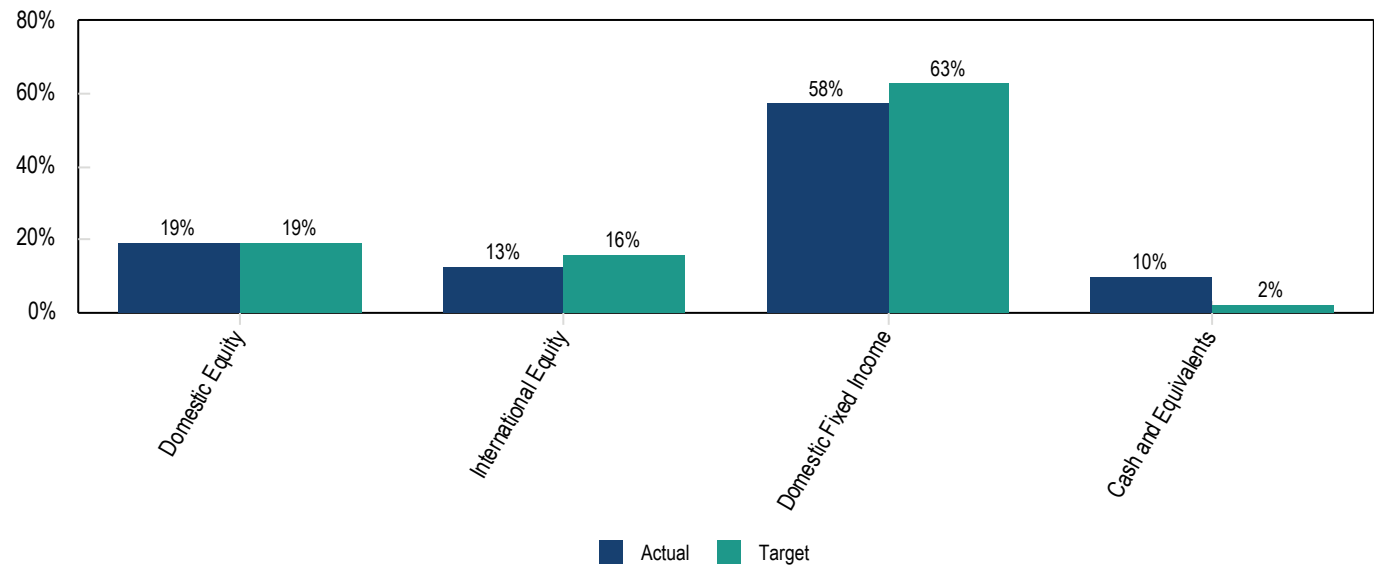
Policy Index: 19% Russell 3000, 16% MSCI ACWI Ex US, 48% Bloomberg US Aggregate, 15% Bloomberg 1-5 Year Gov/Credit, 2% 91 Day T-Bill. Medium Pool portfolio funded 5/13/2016. Fund performance has been backfilled and represents actual performance for periods shown. All data is preliminary

Total Fund Asset Allocation vs. Policy

Community Foundation for Monterey - Medium-Term Fund Period Ending: January 31, 2022



	Current Balance (\$)	Current Allocation (%)	Policy Allocation (%)	Excess Allocation (%)	Policy Range (%)	Within IPS Range?
Domestic Equity	1,917,276	19.4	19.0	0.4	10.0 - 30.0	Yes
International Equity	1,271,722	12.9	16.0	-3.1	5.0 - 25.0	Yes
Domestic Fixed Income	5,706,719	57.8	63.0	-5.2	40.0 - 75.0	Yes
Cash and Equivalents	983,746	10.0	2.0	8.0	-5.0 - 5.0	No
Total	9,879,463	100.0	100.0	0.0		



Policy Index: 19% Russell 3000, 16% MSCI ACWI Ex US, 48% Bloomberg US Aggregate, 15% Bloomberg 1-5 Year Gov/Credit, 2% 91 Day T-Bill. Medium Pool portfolio funded 5/13/2016. Fund performance has been backfilled and represents actual performance for periods shown. All data is preliminary.

COMMUNITY FOUNDATION FOR MONTEREY COUNTY
ESG FUND PORTFOLIO
Activity for the Month of: January 2022

Market At Last Trade Date	Number of Shares	Code	Investment Account	Beginning Book	Beginning Market	Net Additions	Transfers	Interest & Dividends	Realized Gain(Loss)	Unrealized Gain(Loss)	Ending Book	Ending Market	Actual %	Board Policy
<u>CASH ACCOUNTS:</u>														
		SWUXX	Schwab - Cash	924,900	924,900	450,548	3,211	5	0	0	1,378,664	1,378,664	21.4%	0.0%
<u>BOND ACCOUNTS:</u>														
10.31	198,446.60	TSBIX	TIAA Social Choice Bond Fund	2,044,791	2,093,612	0	(3,211)	3,211	0	(47,627)	2,044,791	2,045,984	31.8%	40.0%
<u>DOMESTIC EQUITY:</u>														
26.54	64,216.04	TISCX	TIAA Social Choice Equity Fund	1,233,785	1,823,093	0	0	0	0	(118,800)	1,233,785	1,704,294	26.5%	35.0%
<u>INTERNATIONAL EQUITY:</u>														
12.94	101,338.87	TSONX	TIAA Social Choice International	1,129,233	1,360,981	0	0	0	0	(49,656)	1,129,233	1,311,325	20.4%	25.0%
GRAND TOTAL				4,407,810	5,277,686	0	(3,211)	3,211	0	(216,083)	4,407,810	6,440,267	100%	100%

Total Fund
Executive Summary - Preliminary (Net of Fees)

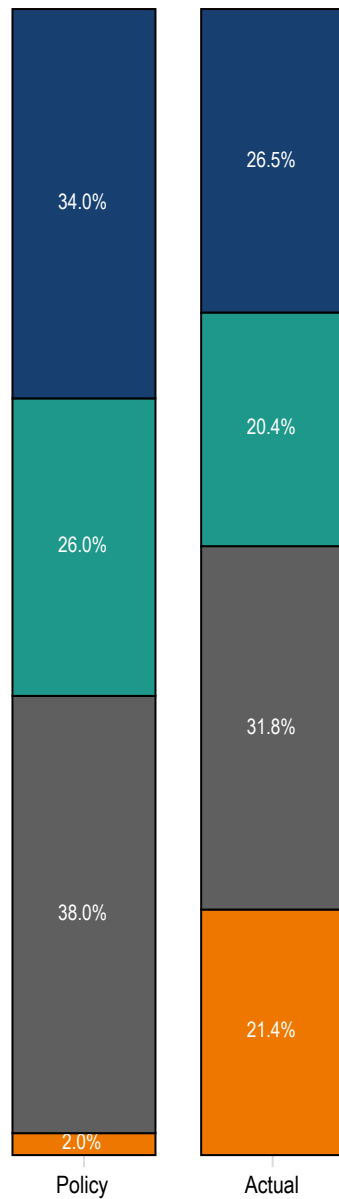
Community Foundation for Monterey - ESG Fund
Period Ending: January 31, 2022

	Market Value	% of Portfolio	1 Mo	1 Yr	3 Yrs	5 Yrs	10 Yrs
Total Fund	6,440,267	100.0	-3.7	7.3	10.7	8.7	-
<i>Policy Index</i>			<i>-4.1</i>	<i>7.0</i>	<i>11.0</i>	<i>9.0</i>	<i>-</i>
Domestic Equity	1,704,294	26.5	-6.5	18.2	19.9	16.0	-
TIAA CREF Social Choice Equity Fund	1,704,294	26.5	-6.5	18.2	19.9	16.0	14.4
<i>Russell 3000 Index</i>			<i>-5.9</i>	<i>18.8</i>	<i>19.9</i>	<i>16.1</i>	<i>15.0</i>
International Equity	1,311,325	20.4	-3.6	9.7	11.1	8.8	-
TIAA CREF Social Choice International Equity Fund	1,311,325	20.4	-3.6	9.7	11.1	8.8	-
<i>MSCI EAFE Index</i>			<i>-4.8</i>	<i>7.5</i>	<i>9.8</i>	<i>8.4</i>	<i>7.4</i>
Domestic Fixed Income	2,045,984	31.8	-2.1	-2.7	3.9	3.4	-
TIAA CREF Social Bond Fund	2,045,984	31.8	-2.1	-2.7	3.9	3.4	-
<i>Blmbg. U.S. Aggregate Index</i>			<i>-2.2</i>	<i>-3.0</i>	<i>3.7</i>	<i>3.1</i>	<i>2.6</i>
Cash and Equivalents	1,378,664	21.4	0.0	0.0	0.1	0.2	-
Schwab Cash	1,378,664	21.4	0.0	0.0	0.1	0.2	-
<i>90 Day U.S. Treasury Bill</i>			<i>0.0</i>	<i>0.0</i>	<i>0.9</i>	<i>1.1</i>	<i>0.6</i>

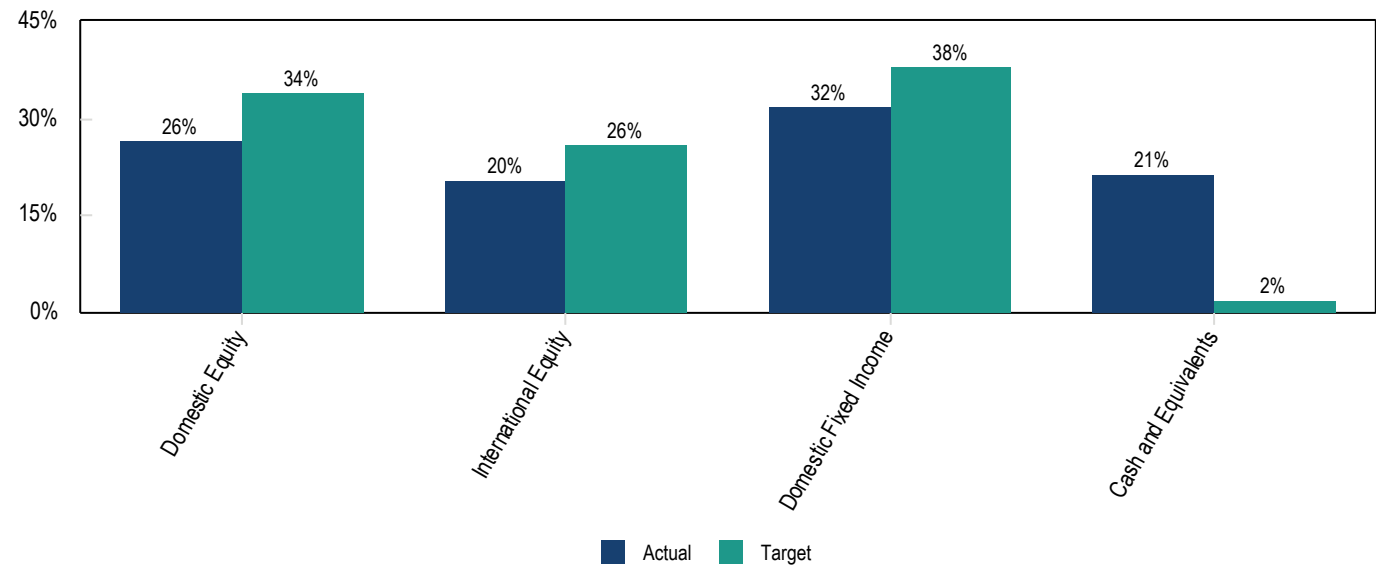
Policy Index: 34% Russell 3000, 26% MSCI EAFE, 38% Bloomberg US Aggregate, 2% 91 Day T-Bill. ESG Pool portfolio funded 9/29/2016. Fund performance has been backfilled and represents actual performance for periods shown. All data is preliminary.

Total Fund Asset Allocation vs. Policy

Community Foundation for Monterey - ESG Fund Period Ending: January 31, 2022



	Current Balance (\$)	Current Allocation (%)	Policy Allocation (%)	Excess Allocation (%)	Policy Range (%)	Within IPS Range?
Domestic Equity	1,704,294	26.5	34.0	-7.5	20.0 - 65.0	Yes
International Equity	1,311,325	20.4	26.0	-5.6	15.0 - 40.0	Yes
Domestic Fixed Income	2,045,984	31.8	38.0	-6.2	30.0 - 50.0	Yes
Cash and Equivalents	1,378,664	21.4	2.0	19.4	0.0 - 5.0	No
Total	6,440,267	100.0	100.0	0.0		



COMMUNITY FOUNDATION FOR MONTEREY COUNTY

DRIM INVESTMENT PORTFOLIO

Activity for the Month of: January 2022

Market At Last Trade Date	Number of Shares	Code	Investment Account	Beginning Book	Beginning Market	Net Additions	Transfers	Interest & Dividends	Realized Gain(Loss)	Unrealized Gain(Loss)	Ending Book	Ending Market	Actual %
CASH ACCOUNTS:													
			Schwab - Cash	691,210	691,210	0	4,410	7	0	0	695,627	695,627	
			TOTAL CASH	691,210	691,210	0	4,410	7	0	0	695,627	695,627	23.5%
EQUITIES													
89.78	1,800.00	FIX	Comfort Systems USA	100,349	178,092	0	0	0	0	(16,488)	100,349	161,604	5.4%
113.16	3,000.00	FN	Fabrinet	149,560	355,410	0	0	0	0	(15,930)	149,560	339,480	11.4%
41.48	12,600.00	HASI	Hannon Armstrong	522,798	669,312	0	(4,410)	4,410	0	(146,664)	522,798	522,648	17.6%
209.33	750.00	HELE	Helen of Troy, LTD	103,793	183,353	0	0	0	0	(26,355)	103,793	156,998	5.3%
41.14	8,656.00	SHOO	Madden Steven, LTD	340,441	402,244	0	0	0	0	(46,136)	340,441	356,108	12.0%
94.03	1,500.00	MYRG	MYR Group	167,322	165,825	0	0	0	0	(24,780)	167,322	141,045	4.8%
104.59	1,900.00	NVEE	NV5 Global, Inc.	138,054	262,428	0	0	0	0	(63,707)	138,054	198,721	6.7%
84.16	2,000.00	WNS	WNS Holdings, LTD	96,064	176,440	0	0	0	0	(8,120)	96,064	168,320	5.7%
75.22	3,000.00	NEP	Nextera Energy Partners, LP	136,772	253,200	0	0	0	0	(27,540)	136,772	225,660	7.6%
			TOTAL EQUITIES	1,755,152	2,646,304	0	(4,410)	4,410	0	(375,720)	1,755,152	2,270,583	
GRAND TOTALS													
				2,446,362	3,337,514	0	0	4,417	0	(375,720)	2,450,779	2,966,211	100.0%

DRIM Review 12/31/2021



Neumeier Poma Investment Counsel (market value \$3,337,513)

PERFORMANCE

	1 MO	YTD	1 YR	SINCE INCEPTION (6/26/18)
DRIM Provider	0.2%	18.6%	18.6%	13.0%
Policy Index (Russell 2000 Value)	4.0%	28.3%	28.3%	8.8%
Foundation	2.8%	13.0%	13.0%	--

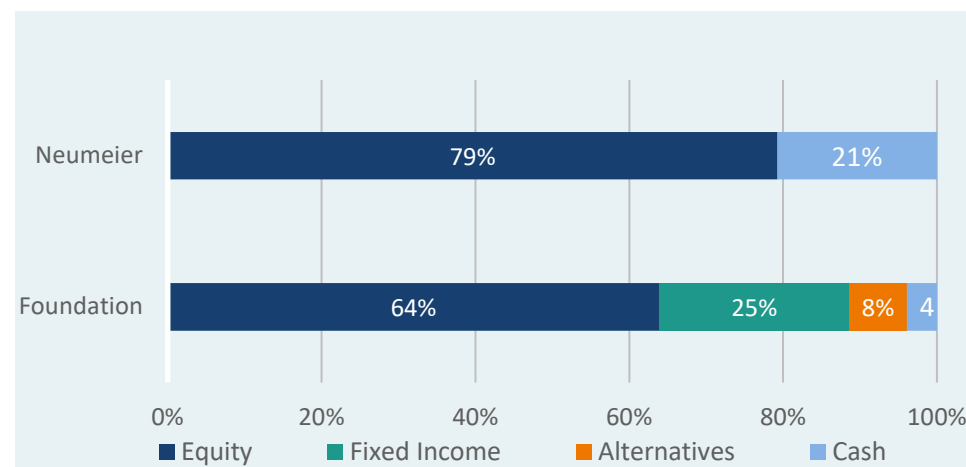
LARGEST HOLDINGS

	WEIGHT	% GAIN/LOSS
Money Market Fund	20.7%	--
Hannon Armstrong	20.1%	129.2%
Steven Madden	12.1%	157.1%
Fabrinet	10.6%	137.6%
NV5 Global	7.9%	90.1%
Nextera Energy	7.6%	85.1%

ASSET ALLOCATION VS. MIN/MAX RANGE

ASSET CLASS	CURRENT	MIN	MAX
Equities	79.3%	70%	90%
Fixed Income	0%	0%	0%
Alternatives	0%	0%	10%
Cash & Equivalents	20.7%	10%	30%

ASSET ALLOCATION VS. FOUNDATION



Donor fund inception date: 6/26/2018. Returns 1 year and longer are annualized.

Note: During a quarterly review, the investment committee will also generally have the DRIM providers report for expanded detail.

COMMUNITY FOUNDATION FOR MONTEREY COUNTY
GIFTS - January 2022

Donor	Date	Amount	Fund
Ms. Judy Silverstein	1/1/2022	5,000.00	Early Childhood Equity Stewardship Fund
Mr. & Mrs. Edmund and Janet Hawley	1/2/2022	400.00	The Fund for Monterey County
Mr. & Mrs. William and Nancy Doolittle	1/3/2022	297,754.00	Doolittle Fund
Ms. Tamara Franscioni	1/4/2022	1,000.00	Early Childhood Equity Stewardship Fund
Mrs. Anne F. Simonsen & Mr. Christian Simonsen	1/4/2022	1,000.00	Old Capital Club Garden and House Operating Fund
Ms. Elinor Laiolo and Ms. Mary K. Hall	1/4/2022	36,163.95	Farrell/Allen Carmel Rotary Fund
Mr. Giles Healey	1/4/2022	250.00	The Fund for Homeless Women Non-Endowed Fund
Mr. Frederick W. Terman and Ms. Nan Borreson	1/4/2022	500.00	The Fund for Homeless Women Non-Endowed Fund
Mr. & Mrs. Daniel T. and Linda O'Brien	1/5/2022	2,000.00	The Fund for Monterey County
Ms. Felicia Perez Kausin	1/5/2022	75.00	Girls' Health in Girls' Hands Scholarship Fund
Dr. Carlotta H. Mellon	1/7/2022	40,000.00	The Fund for Homeless Women Non-Endowed Fund
Mr. & Mrs. Katsuaki and Sue Terasawa	1/7/2022	100.00	Operating Fund
American Pacific Mortgage	1/10/2022	2,500.00	Food Bank for Monterey County Endowment Fund
Carmel Valley Manor	1/10/2022	136,451.57	Carmel Valley Manor Foundation Stewardship Fund
First American Title Company - Carmel	1/10/2022	8,900.00	Carmel Gives Fund
Patricia and Mark Boitano Charitable Fund	1/10/2022	1,000.00	The Fund for Monterey County
Old Republic Title Company-Fresno	1/10/2022	1,080.69	Sea Haven Fund
Robert Wood Johnson Foundation	1/10/2022	10,000.00	Jessica Govea-Thorbourne Memorial Fund
Schwab Charitable - Anonymous	1/10/2022	10,000.00	COVID-19 Relief Fund
Mr. W. Robert Patterson	1/10/2022	250.00	The Fund for Homeless Women Non-Endowed Fund
Mr. & Mrs. Cody and Maija West	1/10/2022	400.00	Maija, Eva and Cody West Family Fund
Anonymous	1/11/2022	500.00	Pass Thru Fund
Ms. Tracy Gibbons	1/11/2022	500,000.00	Tracy Gibbons Charitable Fund
Ms. Judith A. Tatelbaum	1/11/2022	1,000.00	The Fund for Homeless Women Non-Endowed Fund
Ms. Sharon Osberg	1/11/2022	25,000.00	Pass Thru Fund
Mr. & Mrs. Manuel and Susan Osorio	1/12/2022	83.33	Northern Monterey County Foundation - Nonendowed
Chicago Title Company-4522	1/13/2022	1,335.00	Carmel Gives Fund

COMMUNITY FOUNDATION FOR MONTEREY COUNTY
GIFTS - January 2022

Donor	Date	Amount	Fund
Chicago Title Company-4522	1/13/2022	1,335.00	Carmel Gives Fund
Ms. Mary McCarthy	1/13/2022	25.00	Operating Fund
Whittle Zoccali Gift Fund at Bank of America	1/14/2022	3,000.00	Operating Fund
The Morse Foundation	1/14/2022	250.00	The Morse Foundation Stewardship Fund
Mr. John Day	1/14/2022	10.00	The Fund for Homeless Women Non-Endowed Fund
Ms. Gayle D. Darrigo	1/14/2022	100.00	The Fund for Homeless Women Non-Endowed Fund
Mr. & Mrs. Earl Wayne and Linda Cruzan	1/15/2022	85.00	Monterey Public Library Fund
Carmel Valley Kiwanis Foundation	1/18/2022	5,000.00	Carmel Valley Kiwanis Foundation Stewardship Fund
CASA of Monterey County	1/18/2022	18,387.68	CASA of Monterey County Scholarship Fund
Jewish Community Federation & Endowment Fund	1/18/2022	1,000.00	The Fund for Monterey County
Old Republic Title Company-Fresno	1/18/2022	1,091.41	Sea Haven Fund
Old Republic Title Company-Fresno	1/18/2022	1,216.62	Sea Haven Fund
Wells Fargo Bank -The Bloomer Family Foundation	1/18/2022	2,000.00	Casa Amesti House and Garden Endowment
Mr. & Mrs. Daniel P., Jr. and Nancy D. Kreer	1/18/2022	100.00	Cappy Martin/Vernon Hurd Monterey Rotary Fund
Ms. Janna L. Ottman	1/18/2022	50.00	Operating Fund
Mr. & Mrs. Henry and Helen Rock	1/18/2022	500.00	Pacific Grove Public Library Foundation Fund
Estate of Charles de Guigne	1/19/2022	104.75	Charles Auguste de Guign� Charitable Foundation
King City Rotary Club Foundation	1/20/2022	250.00	Pass Thru Fund
Old Republic Title Company-Fresno	1/20/2022	1,317.07	Sea Haven Fund
Old Republic Title Company-Fresno	1/20/2022	1,356.78	Sea Haven Fund
Mr. & Mrs. David and Anne Hober	1/20/2022	100.00	Cappy Martin/Vernon Hurd Monterey Rotary Fund
Wells Fargo Advisors- Judy Krueger Donor	1/20/2022	1,000.00	Siembra Latinos Fund - Nonendowed
Ms. Sandra K. Parker	1/20/2022	100.00	Cappy Martin/Vernon Hurd Monterey Rotary Fund
Ms. Joanne Nissen	1/20/2022	100.00	Operating Fund
Mr. Jacob Koff	1/20/2022	100.00	Ventana Trails Forever Fund
Old Republic Title Company-Fresno	1/21/2022	1,185.77	Sea Haven Fund
Ms. Joanne White	1/21/2022	25.00	Weston Call Fund for Big Sur - Nonendowed

COMMUNITY FOUNDATION FOR MONTEREY COUNTY
GIFTS - January 2022

Donor	Date	Amount	Fund
Mr. & Mrs. Joe and Cinda Rossi	1/22/2022	100.00	CASA of Monterey County Scholarship Fund
Anonymous	1/22/2022	10.00	Monterey County Fire Relief Fund
A & E Heritage, LLC	1/24/2022	250.00	Hugo and Dolores Tottino Family Scholarship Fund
CASA of Monterey County	1/24/2022	123,000.00	CASA of Monterey County Stewardship Fund
Chicago Title Company-4522	1/24/2022	5,673.75	Carmel Gives Fund
Chicago Title Company-4522	1/24/2022	5,673.75	Carmel Gives Fund
Old Republic Title Company-Fresno	1/24/2022	1,040.20	Sea Haven Fund
Old Republic Title Company-Fresno	1/24/2022	1,278.39	Sea Haven Fund
Mr. Jacob Butts	1/24/2022	500.00	Casa Amesti House and Garden Endowment
Mr. & Mrs. David and Pat Maddox	1/24/2022	1,000.00	Casa Amesti House and Garden Endowment
Mr. Todd W. Bliss	1/25/2022	150.00	James Bliss & Annette Sward Nursing Fund
Mr. & Mrs. George and Linda Kastner	1/25/2022	100.00	Carmel High School Class of 1952 Fund
Mrs. Jane R. Barry	1/25/2022	2,500.00	The Fund for Monterey County
Ms. Margaret A. Stanford	1/25/2022	30.00	Operating Fund
Mr. & Mrs. Nathan J. and Jerelee Olivas	1/25/2022	200.00	Siembra Latinos Fund - Nonendowed
Fidelity Charitable - Stahl Family Charitable Fund	1/26/2022	1,000.00	Operating Fund
Monterey Sober Living for Women	1/26/2022	100,000.00	Monterey Sober Living for Women Home Fund
The Blackbaud Giving Fund	1/26/2022	2,000.00	Richard Gourley Memorial Scholarship Fund
Ms. Lorraine Yglesias-Rice	1/26/2022	50.00	Siembra Latinos Fund - Nonendowed
First American Title Company - Carmel	1/27/2022	1,268.25	Carmel Gives Fund
United Way Monterey County	1/27/2022	139.22	Northern Monterey County Foundation - Nonendowed
Mr. Benjamin R. Zoller	1/27/2022	1,500.00	The Carmel Realty Foundation
Old Republic Title Company	1/28/2022	11,948.25	Carmel Gives Fund
Old Republic Title Company	1/28/2022	11,948.25	Carmel Gives Fund
Old Republic Title Company-Fresno	1/28/2022	979.43	Sea Haven Fund
Mr. & Mrs. Stephen and Betsey Pearson	1/28/2022	5,000.00	Casa Amesti House and Garden Endowment
Mr. & Mrs. Peter J. and Sharon B. Armbrust	1/28/2022	100.00	Cappy Martin/Vernon Hurd Monterey Rotary Fund

COMMUNITY FOUNDATION FOR MONTEREY COUNTY
GIFTS - January 2022

Donor	Date	Amount	Fund
Mr. & Mrs. Richard and Ann Patterson	1/28/2022	100.00	Cappy Martin/Vernon Hurd Monterey Rotary Fund
Mr. Earl S. Cory	1/28/2022	50.00	Pacific Grove Public Library Foundation Fund
Mr. Johnny Apodaca	1/29/2022	50.00	The Fund for Homeless Women Non-Endowed Fund
Chicago Title Company-4522	1/31/2022	5,340.00	Carmel Gives Fund
Estate of Mrs. Robert Stanton	1/31/2022	3,610.07	The Fund for Monterey County
Old Republic Title Company	1/31/2022	8,510.63	Carmel Gives Fund
Old Republic Title Company-Fresno	1/31/2022	1,131.30	Sea Haven Fund
Rancho Cielo	1/31/2022	114,520.00	Rancho Cielo Endowment Fund
Total		1,533,285.11	
Interfund Gifts			
Community Foundation for Monterey County	1/14/2022	10,000.00	Sunset Theater Endowment Fund
Community Foundation for Monterey County	1/28/2022	3,000.00	Zalan Family Scholarship Fund
Total		13,000.00	
Total Gifts		1,546,285.11	
Contribution & Bequest Receivable	Date	Amount	Fund
Total Receivables		-	

COMMUNITY FOUNDATION FOR MONTEREY COUNTY
GRANTS - JANUARY 2022

Grantee	Program Name	Granted	Date	Fund
Association of Amputee Surfers	General Support	1,000	1/14/2022	Gloria Fund
AT&T Pebble Beach Junior Golf Association	general support	250	1/14/2022	The Carmel Realty Foundation
Ave Maria Senior Living	Music Program	4,000	1/14/2022	Chris's Fund
Bob Hoover Academy	general operating support	2,000	1/14/2022	Pass Thru Fund
Carmel High Sober Grad	general operating support	5,000	1/14/2022	Marcia F. DeVoe Fund
Carmel Valley Manor	Northern California Retirement Homes Inc. operation fund	46,644	1/14/2022	Carmel Valley Manor Foundation Stewardship Fund
Carmel Valley Manor	Carmel Valley Manor Foundation operation fund	3,000	1/14/2022	Carmel Valley Manor Foundation Stewardship Fund
Church in the Forest	a distribution as requested on January 2, 2022	110,000	1/14/2022	Church in the Forest Fund for the Future
Citizens Climate Lobby Silicon Valley Chapter	Recommended by Simon Dodge for the Silicon Valley Chapter	500	1/14/2022	Terman and Borreson Family Fund
Community Living Campaign	general operating support	5,000	1/14/2022	Gloria Fund
Cornell University	general operating support	500	1/14/2022	Pass Thru Fund
Franciscan Workers of Junipero Serra	Dorothy's Place	4,000	1/14/2022	Pass Thru Fund
Franciscan Workers of Junipero Serra	Dorothy's Place	50	1/14/2022	Pass Thru Fund
Gathering for Women-Monterey	general operating support	10,000	1/14/2022	Gloria Fund
Great Old Broads for Wilderness	The Ginger Harmon Wild Land Advocacy Fund	5,000	1/14/2022	Tom Hopkins Wilderness Fund
KAZU-FM Radio 90.3	general operating support	100	1/14/2022	Pass Thru Fund
Kinship Center, A Member of Seneca Family of Agencies	general operating support	300	1/14/2022	Laura Sinks Fund
Montage Health Foundation	general operating support	250	1/14/2022	Pass Thru Fund
Monterey County Rape Crisis Center	a distribution as requested on December 28, 2021	76,781	1/14/2022	Monterey County Rape Crisis Center Stewardship Fund
Monterey County Sheriff's Advisory Council	Aero Squadron	500	1/14/2022	Hodges Family Fund
Monterey Institute for Research in Astronomy (MIRA)	general operating support	3,000	1/14/2022	Pass Thru Fund
Na Keiki O Emalia	general operating support	100	1/14/2022	Pass Thru Fund
Olympic Hills PTA	Support for teaching and afterschool programs	10,000	1/14/2022	Willemssen Family Fund
One Simple Wish	general support	5,000	1/14/2022	Gloria Fund
Our Lady of Mount Carmel Catholic Community	general operating support	550	1/14/2022	Zalan Family Fund
Playful People Productions	Technical equipment, costumes, or sets	500	1/14/2022	Terman and Borreson Family Fund
Punahou School	general operating support	100	1/14/2022	Pass Thru Fund
Salvation Army - Monterey Peninsula Corps	general operating support	60	1/14/2022	Pass Thru Fund
St. Dunstan's Episcopal Church	general operating support	15,000	1/14/2022	Richard and Grace Merrill Fund
Stanford University Medical Center	general operating support	300	1/14/2022	Pass Thru Fund
Sun Valley Writers' Conference	general operating support	2,000	1/14/2022	The Snorf Fund
Surfrider Foundation	general operating support	1,000	1/14/2022	Pass Thru Fund
Tatum's Garden Foundation	general operating support	1,250	1/14/2022	Pass Thru Fund
The Weston Collective	general operating support	100	1/14/2022	Pass Thru Fund
The Wilderness Land Trust	Bodie Hills, California, 880-acre acquisition.	5,000	1/14/2022	Tom Hopkins Wilderness Fund
University of Minnesota Foundation	general operating support	500	1/14/2022	Pass Thru Fund
WAMU 88.5 American University Radio	general operating support	100	1/14/2022	Pass Thru Fund

COMMUNITY FOUNDATION FOR MONTEREY COUNTY
GRANTS - JANUARY 2022

Grantee	Program Name	Granted	Date	Fund
Lucio Adolfo Serrato	Lucio Adolfo Serrato	5,000	1/14/2022	Taylor Farms Scholarship Fund
AT&T Pebble Beach Junior Golf Association	General Support	2,500	1/28/2022	The Carmel Realty Foundation
Big Sur Land Trust	To support Youth Outdoor Programs	5,000	1/28/2022	Farrell/Allen Carmel Rotary Fund
Boys & Girls Clubs of Monterey County	general operating support of the Salinas Program	1,000	1/28/2022	Tom Grainger Memorial Fund
Carmel Foundation	To support the meal delivery program to homebound Seniors	8,000	1/28/2022	Farrell/Allen/LaSalle Carmel Rotary Fund
Carmel River Steelhead Association	general operating support	2,000	1/28/2022	Stephen V. Davies Family Fund
Carmel Valley Rotary Club Foundation	Carmel-by-the-Sea Club portion of our District Grant	3,250	1/28/2022	Farrell/Allen Carmel Rotary Fund
Carmel-By-The Sea Public Library Foundation	support of the April 27 fundraiser	10,000	1/28/2022	The Peter and Jackie Henning Fund
CHISPA	SIEDI Advisory Council	40,000	1/28/2022	James Irvine Foundation Salinas Economic Initiative
Communities Organized for Relational Power in Action	SIEDI Advisory Council	40,000	1/28/2022	James Irvine Foundation Salinas Economic Initiative
Community Partnership for Youth	To support the afterschool mentor/tutor program	5,000	1/28/2022	Farrell/Allen/LaSalle Carmel Rotary Fund
Defenders of Wildlife	General Support	250	1/28/2022	Tracy Gibbons Charitable Fund
Digital NEST	SIEDI Advisory Council	40,000	1/28/2022	James Irvine Foundation Salinas Economic Initiative
Earthjustice	General Support	250	1/28/2022	Tracy Gibbons Charitable Fund
Elkhorn Slough Foundation	for the repair and maintenance of the Kirby Park Trail	5,000	1/28/2022	Farrell/Allen/LaSalle Carmel Rotary Fund
Elkhorn Slough Foundation	general operating support	25,000	1/28/2022	Pass Thru Fund
Environmental Defense Fund	General Support	250	1/28/2022	Tracy Gibbons Charitable Fund
FINCA International, INC.	General Support	250	1/28/2022	Tracy Gibbons Charitable Fund
First 5 Monterey County	SIEDI Advisory Council	40,000	1/28/2022	James Irvine Foundation Salinas Economic Initiative
Hands to Help Seniors	General Support	5,000	1/28/2022	The Carmel Realty Foundation
Harmony at Home	To support all their programs throughout Monterey County	6,000	1/28/2022	Farrell/Allen/LaSalle Carmel Rotary Fund
Hartnell College Foundation	SIEDI Advisory Council	40,000	1/28/2022	James Irvine Foundation Salinas Economic Initiative
Heifer International	Honey Bees	250	1/28/2022	Tracy Gibbons Charitable Fund
Hospice Giving Foundation	To support the Heal Together project	25,000	1/28/2022	Farrell/Allen/LaSalle Carmel Rotary Fund
KAZU-FM Radio 90.3	General Support	250	1/28/2022	Tracy Gibbons Charitable Fund
KQED, Inc.	General Support	250	1/28/2022	Tracy Gibbons Charitable Fund
Living Breath Foundation	Birdies & Eagles for Cystic Fibrosis	3,500	1/28/2022	Carmel Gives Fund
Loaves Fishes & Computers Inc	employee match from Ridgeline Company	500	1/28/2022	Pass Thru Fund
Meals on Wheels of the Salinas Valley, Inc.	General Support	250	1/28/2022	Pass Thru Fund
Middlebury Institute of International Studies at Monterey	the Tyler Visiting Fellowship in Residence program	2,500	1/28/2022	Tyler Visiting Fellowship in Residence Fund
Monterey Peninsula College Foundation	for Equity-Based Student Internships/Development program.	7,500	1/28/2022	Farrell/Allen/LaSalle Carmel Rotary Fund
Monterey Sober Living for Women	For continued support of the residents	4,000	1/28/2022	Farrell/Allen Carmel Rotary Fund
Museum Foundation of Pacific Grove, Inc.	General Support	250	1/28/2022	Tracy Gibbons Charitable Fund
National Audubon Society - California	General Support	250	1/28/2022	Tracy Gibbons Charitable Fund
National Parks Conservation Association	General Support	250	1/28/2022	Tracy Gibbons Charitable Fund
Natural Resources Defense Council, Inc.	General Support	250	1/28/2022	Tracy Gibbons Charitable Fund
Old Capital Club	reimbursement for repairs, supplies and gardening services	9,229	1/28/2022	Old Capital Club Garden and House Operating Fund

COMMUNITY FOUNDATION FOR MONTEREY COUNTY
GRANTS - JANUARY 2022

Grantee	Program Name	Granted	Date	Fund
Planned Parenthood Mar Monte	General Support	250	1/28/2022	Tracy Gibbons Charitable Fund
Room to Read	General Support	250	1/28/2022	Tracy Gibbons Charitable Fund
Rotary International - Dist. 5230	To support the Monarch Butterfly Rescue Islands project	750	1/28/2022	Farrell/Allen Carmel Rotary Fund
Saint James Episcopal Church	January 2022 withdrawl	28,004	1/28/2022	St. James Buildings Renovation Fund
Salvation Army - Monterey Peninsula Corps	General Support	250	1/28/2022	Tracy Gibbons Charitable Fund
Salvation Army - Monterey Peninsula Corps	General Support	250	1/28/2022	The Carmel Realty Foundation
Sierra Club Foundation	General Support	250	1/28/2022	Tracy Gibbons Charitable Fund
St. Jude Children's Research Hospital	general operating support	1,000	1/28/2022	Tom Grainger Memorial Fund
Sunset Cultural Center	Theater Upgrade	20,000	1/28/2022	Friends of Sunset Donor Advised Fund
The Heritage Society of Pacific Grove	General Support	250	1/28/2022	Tracy Gibbons Charitable Fund
The Morse Foundation	Transfer for Morse Foundation Wells Fargo Account	25,000	1/28/2022	The Morse Foundation Stewardship Fund
Wings for Val Foundation	general operating support	1,000	1/28/2022	Tom Grainger Memorial Fund
World Wildlife Fund	General Support	250	1/28/2022	Tracy Gibbons Charitable Fund
Total Grants		734,918		
Interfund Grants				
Community Foundation for Monterey County	SMITHK to SNST2	10,000	1/14/2022	Smith Family Alliance Fund
Community Foundation for Monterey County	ZALA to ZALAN	3,000	1/28/2022	Zalan Family Fund
Total Interfund Grants		13,000		
Total Grants		747,918		