



Here for Good

Community Foundation
for Monterey County

FINANCIAL STATEMENT

For the Four Months Ended April 30, 2022

**COMMUNITY FOUNDATION FOR MONTEREY COUNTY
FINANCIAL REPORTS
For the Four Months Ended April 30, 2022**

TABLE OF CONTENTS

Section I – Financial Reports	Page(s)
Notes to Financial Statements	1 - 2
Statement of Financial Position	3 - 4
Statement of Activities	5 - 6
Section II – Combined Operating Fund	
Comparisons of Actual to Budget - Operating Fund	7
Operating Cash on Hand	8
Section III – Fund Reports	
Investment Holdings - Long Term Fund Portfolio	9
Investment Performance Report - Long Term Fund Portfolio	10 - 12
Investment Holdings - Medium Term Fund Portfolio	13
Investment Performance Report - Medium Term Fund Portfolio	14 - 15
Investment Holdings - ESG Fund Portfolio	16
Investment Performance Report - ESG Fund Portfolio	17 - 18
Investment Holdings - DRIM Portfolio	19
Investment Performance Report - DRIM Portfolio	20
Gifts Received – Current Month	21 - 27
Grants Approved – Current Month	28 - 30

Assets

Total Assets through 4/30/2022 are \$339,972,355 a 5.88% decrease since April 2020 and a 12.08% decrease since December 2021. (p. 4)

Charitable Remainder Trusts (CRT) and Charitable Gift Annuities (CGA)

The CRT and CGA funds have been adjusted to reflect the activity and balances per Kaspick & Company and the third-party account balances as of December 31, 2021. (p. 4)

Realized and Unrealized Gains and Losses on Investments

Net year-to-date realized gains were \$2,073 and unrealized losses were \$36,607,801, for a total loss of \$36,605,728. (p. 7)

Operating Fund

Total revenue was \$190,206 more than the budget, and total expenses were \$46,189 less than the budget. Unrealized losses were \$74,396 on the operating reserve held in the Medium-Term Fund portfolio. The actual net operating deficit is \$269,232 compared to a budgeted deficit of \$431,117. (p. 8)

Note: The Expendable Operating Cash-on-Hand is at 8.6 months, excluding the operating reserve of \$500,000 and the building reserve of \$150,000. (p. 9)

Portfolio Performance

The market value of the Long-Term Fund portfolio at 4/30/2022 was \$279,763,412. The one-year Total Return for the Long-Term Endowment Portfolio was -5.7% compared to the Policy Index of -3.5%. (p. 10-12)

The market value of the Medium-Term Fund portfolio at 4/30/2022 was \$9,363,686. The one-year Total Return for the Medium-Term Endowment Portfolio was -7.7% compared to the Policy Index of -6.9%. (p. 13-14)

The market value of the ESG Fund portfolio at 4/30/2022 was \$5,969,034. The one-year Total Return for the ESG Portfolio was -4.7% compared to the Policy Index of -6.2%. (p. 15-16)

The market value of the DRIM Fund portfolio at 4/30/2022 was \$2,835,212. The one-year Total Return for the DRIM Portfolio was 0.0% compared to the Policy Index of 3.3%. Due to the timing of the DRIM reports, there is a one-month lag in the performance reporting. (p. 17-18)

Special Program Funds

Special Program Funds include: Center for Nonprofit Excellence funded by the David and Lucile Packard Foundation; the College Futures Foundation program, funded by the College Futures Foundation; the Salinas Leadership project, funded by the James Irvine Foundation; and the Monterey County Gives annual campaign.

Total Special Program revenue was \$930,930 and total expenses were \$10,352,453. This includes grant expense of \$9,493,617 for the 2021 Monterey County Gives campaign. (p. 6-7)

Gifts, Pledges, Bequests, Future Funds Greater than \$25,000, and Grants

Total new contributions for the month were \$973,890 including: (p. 21-27)

Gateway Center of Monterey County Inc.	4/8/2022	100,000	Gateway Center Mary Lou Cortright Legacy Fund
Rancho Cielo	4/11/2022	110,000	Rancho Cielo Endowment Fund
Friends of the Pacific Grove Library	4/15/2022	90,000	Friends of Pacific Grove Library Youth Services Fund
County of Monterey	4/20/2022	131,052	Community Health Literacy Program
The Lackey Saunders Sprinkling Trust	4/21/2022	192,522	DeWitt Fund
American Endowment - Carl & Judy Moore Fund	4/22/2022	50,000	Laguna Seca Raceway Foundation Stewardship Fund
Youth Music Monterey	4/28/2022	50,000	Youth Music Monterey Stewardship Fund

Grants to agencies for the month totaling \$1,058,826 were approved and recorded. (p. 28-30)

COMMUNITY FOUNDATION FOR MONTEREY COUNTY
STATEMENT OF FINANCIAL POSITION
CONSOLIDATED - ALL FUNDS
For the Four Months Ended April 30, 2022 and April 30, 2021

	<u>COMBINED OPERATING</u>	<u>SPECIAL PROGRAMS</u>	<u>ENDOWMENT</u>	<u>NON ENDOWED</u>	<u>BEQUEST, CRT RECEIVABLES</u>	<u>TOTAL April 30, 2022</u>	<u>TOTAL April 30, 2021</u>
ASSETS							
Cash:							
Cash & Cash Equivalents	3,779,502	3,497,459	3,250	4,465,997	0	11,746,207	11,130,411
Investments - Long Term Fund Portfolio	0	0	190,524,544	89,238,868	0	279,763,412	300,951,116
Investments - Medium Term Fund Portfolio	657,724	0	0	8,705,962	0	9,363,686	9,054,830
Investments - ESG Fund Portfolio	0	0	3,376,433	2,592,601	0	5,969,034	4,679,663
Separately Invested - DRIM Portfolio	0	0	0	2,835,212	0	2,835,212	2,650,919
Separately Invested - Pony Trust	0	290,891	0	0	0	290,891	327,983
Total Cash & Investments	4,437,226	3,788,350	193,904,227	107,838,640	0	309,968,443	328,794,921
Accounts Receivable:							
Pledges & Contributions Receivable	81,284	0	0	9,500	0	90,784	16,750
Bequests & Remainder Interest	0	0	0	0	0	0	0
Due from OPER	0	0	1,023,110	0	0	1,023,110	1,099,145
Investment in an LLC	0	0	0	0	0	0	1,837,500
Charitable Remainder Trusts	0	0	0	0	22,195,052	22,195,052	23,234,784
Charitable Gift Annuities	0	0	0	0	4,880,359	4,880,359	4,380,833
Total Accounts Receivable	81,284	0	1,023,110	9,500	27,075,412	28,189,306	30,569,012
Other Assets:							
Prepaid Expenses	5,500	0	0	0	0	5,500	7,344
Property-Net of Depreciation	1,809,105	0	0	0	0	1,809,105	1,851,522
Total Other Assets	1,814,605	0	0	0	0	1,814,605	1,858,866
TOTAL ASSETS	6,333,115	3,788,350	194,927,337	107,848,140	27,075,412	339,972,355	361,222,799

COMMUNITY FOUNDATION FOR MONTEREY COUNTY
STATEMENT OF FINANCIAL POSITION
CONSOLIDATED - ALL FUNDS
For the Four Months Ended April 30, 2022 and April 30, 2021

	<u>COMBINED OPERATING</u>	<u>SPECIAL PROGRAMS</u>	<u>ENDOWMENT</u>	<u>NON ENDOWED</u>	<u>BEQUEST, CRT RECEIVABLES</u>	<u>TOTAL April 30, 2022</u>	<u>TOTAL April 30, 2021</u>
LIABILITIES & NET ASSETS							
Liabilities:							
Grants Payable	0	1,084,210	359,377	388,587	0	1,832,174	1,433,587
Contingent Liabilities	0	0	0	0	0	0	16,217,046
Funds held as Agency Endowments	0	0	0	0	0	0	7,298,606
Funds held as Stewardship Funds	0	0	0	56,449,929	0	56,449,929	48,980,877
Payroll, Misc. and Accts Payable	1,213,874	6,133	8,371,490		15,323,652	24,915,148	1,237,189
Total Liabilities	1,213,874	1,090,342	8,730,867	56,838,516	15,323,652	83,197,251	75,167,305
Net Assets:							
Net Assets-Beginning Balance	5,388,473	12,147,613	209,105,934	64,245,878	12,322,224	303,210,122	271,959,415
Change in Net Assets - Current Year	(269,232)	(9,449,605)	(22,909,464)	(13,236,254)	(570,463)	(46,435,018)	14,096,080
Total Net Assets	5,119,242	2,698,008	186,196,470	51,009,624	11,751,760	256,775,104	286,055,495
TOTAL LIABILITIES & NET ASSETS	6,333,115	3,788,350	194,927,337	107,848,140	27,075,412	339,972,355	361,222,799

COMMUNITY FOUNDATION FOR MONTEREY COUNTY
STATEMENT OF ACTIVITIES
CONSOLIDATED - ALL FUNDS
For the Four Months Ended April 30, 2022 and April 30, 2021

	<u>COMBINED OPERATING</u>	<u>SPECIAL PROGRAMS</u>	<u>ENDOWMENT</u>	<u>NON ENDOWED</u>	<u>BEQUEST, CRT RECEIVABLES</u>	<u>TOTAL April 30, 2022</u>	<u>TOTAL April 30, 2021</u>
SUPPORT AND REVENUE:							
Contributions	17,745	927,941	431,655	3,765,719	0	5,143,060	11,398,256
Interfund Gifts	37,751	0	12,896	236,218	0	286,866	324,481
Pledge Payments Received	0	0	0	0	0	0	13,384
Future Contributions-A/R-Pledge-CRT-CGA	0	0	0	0	147,955	147,955	15,618
Contributions Received via Bequest	16,196	0	793,517	0	0	809,714	2,493,068
Change in Value, Split Interest Trusts, Future Assets	0	0	0	0	102,533	102,533	1,532,685
Gain/Loss on Sale of Property	0	0	0	0	0	0	0
Income from Related Party (LLC)	0	0	0	0	0	0	0
Interest & Dividend Income	6,032	2,989	983,160	502,548	0	1,494,729	1,753,055
Administrative Fees	1,135,252	0	0	0	0	1,135,252	936,218
Fees from Special Projects	38,228	0	0	0	0	38,228	33,500
Workshop and Contract Service Income	23,260	0	0	0	0	23,260	576
Misc Income/Returned Grants	109	0	0	25,934	0	26,043	733
Total Support and Revenue	1,274,571	930,930	2,221,229	4,530,420	250,488	9,207,637	18,501,575
EXPENSES:							
Operating Expenses and Distributions:							
Salaries & Benefits	973,142	23,594	0	0	0	996,737	876,321
Administrative Costs	394,755	252,880	0	2,889	0	650,525	443,455
Occupancy Costs	65,784	0	0	0	0	65,784	50,699
Development Expenses	35,413	24,392	0	0	0	59,806	36,501
Board & Committee Expenses	198	0	0	0	0	198	507
Total Operating Expenses	1,469,293	300,867	0	2,889	0	1,773,048	1,407,484

COMMUNITY FOUNDATION FOR MONTEREY COUNTY
STATEMENT OF ACTIVITIES
CONSOLIDATED - ALL FUNDS
For the Four Months Ended April 30, 2022 and April 30, 2021

	<u>COMBINED OPERATING</u>	<u>SPECIAL PROGRAMS</u>	<u>ENDOWMENT</u>	<u>NON ENDOWED</u>	<u>BEQUEST, CRT RECEIVABLES</u>	<u>TOTAL April 30, 2022</u>	<u>TOTAL April 30, 2021</u>
Grants and Grant Related Expenses:							
Grants	0	9,916,874	2,519,099	2,357,696	0	14,793,669	18,073,806
Interfund Grants	0	2,793	249,073	35,000	0	286,866	324,481
Pledge Payments Paid	0	0	0	0	0	0	13,384
Bequests Payments/Transfers	0	0	0	0	809,711	809,711	2,482,668
Other Expenses	0	129,419	0	643	0	130,062	31,036
Other Payments/Transfers	0	0	(2,114,781)	2,114,781	0	0	0
Grant Related Expenses	0	0	0	0	0	0	0
Administrative Fees	0	2,500	697,958	423,554	11,240	1,135,252	966,218
Fees to Managers	114	0	72,315	35,891	0	108,319	105,204
Total Grants and Grant Related Expenses	114	10,051,586	1,423,663	4,967,565	820,951	17,263,879	21,996,798
 Total Expenses and Grants	 1,469,406	 10,352,453	 1,423,663	 4,970,454	 820,951	 19,036,927	 23,404,281
 Excess of Revenues (Expenses)							
Before Gains on Investments & Transfers	(194,835)	(9,421,523)	797,566	(440,034)	(570,463)	(9,829,290)	(4,902,706)
 GAINS(LOSS) ON INVESTMENTS and Other Income:							
Realized-Gain (Loss)	0	0	595	1,478	0	2,073	1,154
Unrealized-Gain(Loss)	(74,396)	(28,082)	(23,707,625)	(12,797,698)	0	(36,607,801)	18,997,632
Other Income	0	0	0	0	0	0	
 Total Gain/(Loss) on Investments and Other Income:	 (74,396)	 (28,082)	 (23,707,030)	 (12,796,220)	 0	 (36,605,728)	 18,998,786
 Change in Net Assets	 (269,232)	 (9,449,605)	 (22,909,464)	 (13,236,254)	 (570,463)	 (46,435,018)	 14,096,080
 Net Assets Beginning of Year	 5,388,473	 12,147,613	 209,105,934	 64,245,878	 12,322,224	 303,210,122	 271,959,415
 Net Assets, End of Period	 5,119,242	 2,698,008	 186,196,470	 51,009,624	 11,751,760	 256,775,104	 286,055,495

COMMUNITY FOUNDATION FOR MONTEREY COUNTY
Combined Operating Fund Budget vs. Actual

For the Four Months Ended April 30, 2022 and April 30, 2021

	Year-To-Date			YTD Actual 4/30/2021
	Actual	Budget	Variance	
REVENUE				
Contributions - Foundations	8,239	8,000	239	56,558
Contributions - Indiv/Corp	9,506	3,000	6,506	422,597
Contributions - Interfund	37,751	10,000	27,751	47,551
Bequests Received	16,196	16,168	28	60,053
Admin Fees	1,135,252	987,625	147,627	936,218
Special Project Fees	38,228	27,440	10,788	43,000
Workshops/Contracts	23,260	18,000	5,260	576
Miscellaneous Income	109	11,300	(11,191)	733
Interest and Dividends	6,032	2,832	3,200	5,993
Total Revenue	1,274,571	1,084,365	190,206	1,573,279
EXPENSE				
Personnel				
Salaries and Wages	767,852	782,959	(15,107)	664,913
Payroll Taxes	65,288	63,000	2,288	52,138
Insurance and Other Benefits	140,002	186,559	(46,557)	147,276
Sub-total	973,142	1,032,518	(59,376)	864,327
Administrative				
Supplies	8,655	7,000	1,655	4,795
Equip / Computer Maintenance	65,934	76,500	(10,567)	62,539
Bank Charges	3,738	2,332	1,406	5,551
Printing	1,790	16,725	(14,935)	11,529
Postage / Freight	7,284	10,800	(3,517)	17,141
Dues/Subscriptions	37,270	38,532	(1,262)	34,099
Services (legal, acct, consult)	210,043	127,722	82,321	139,635
D&O Insurance	6,160	12,500	(6,340)	0
Telecommunications	17,858	19,772	(1,914)	15,020
Conferences & Training	5,682	11,068	(5,386)	1,700
Miscellaneous	147	2,852	(2,705)	3,514
Depreciation	30,196	30,196	0	26,564
Sub-total	394,755	355,999	38,756	322,087
Facilities				
Property / Liability Insurance	7,901	11,925	(4,024)	7,917
Maintenance / Repairs	5,944	5,230	714	2,759
Janitorial & Landscaping	7,482	8,100	(618)	6,283
Rent	13,154	18,756	(5,602)	6,317
Mortgage, Interest & Property Taxes	13,862	14,432	(570)	14,858
Utilities	17,440	10,668	6,772	12,565
Sub-total	65,784	69,111	(3,327)	50,699
Development, Program & Staff				
Donor Development	12,652	13,550	(898)	10,203
Advertising & Promotion	8,871	21,755	(12,884)	12,159
Mileage, Meals & Meetings	658	2,554	(1,896)	55
Workshops	3,343	11,595	(8,252)	1,200
Annual Meetings	0	0	0	0
75th Anniversary Expenses	0	0	0	0
Annual Report	4,720	3,000	1,720	0
Staff Recognition Expenses	5,169	3,550	1,619	1,968
Board & Committee Expenses	198	1,850	(1,652)	507
Sub-total	35,611	57,854	(22,243)	26,092
Total Expenses	1,469,293	1,515,482	(46,189)	1,263,206
Net Income / (Loss) Before Investment Returns and Other Income	(194,722)	(431,117)	236,395	310,073
Realized Gains/(Losses)	0	0	0	9,527
Unrealized Gains/(Losses)	(74,396)	0	(74,396)	0
Other Income	0	0	0	0
Investment Management Fee	114	0	114	120
Net Income / (Loss) Including Investment Returns	(269,232)	(431,117)	161,885	319,480

COMMUNITY FOUNDATION FOR MONTEREY COUNTY
Operating Cash on Hand and Reserves - April 2022
With Projections through July 2022

Operating Cash on Hand:

Cash & Cash Equivalents	4,437,226
Less: Liabilities, excluding future period loan payments	296,383
Total Cash Available	4,140,843

Add: Accounts Receivable	
Prepaid Expenses	5,500
Total Accounts Receivable and Prepaid Expenses	5,500

Total Cash Expendable **4,146,343**

Restrictions on cash available

Less: Building Reserve	(150,000)
Less: Board Restricted Operating Reserve	(500,000)
Total Restricted Cash	(650,000)

Unrestricted cash available **3,496,343**

Estimated revenue-Next Quarter **913,721**
Estimated spending-Next Quarter **(1,124,305)**

Estimated unrestricted cash remaining **3,285,759**

BUDGET

Notes:

	<u>2022</u>
Annual Expenses excluding depreciation	4,497,221
Capital Expenses-Depreciation	90,583
Total Cash needs	4,587,804

(1) One month reserve	382,317
(2) Six-month reserve	2,293,902
(3) Number of months of expendable cash on hand	8.6

COMMUNITY FOUNDATION FOR MONTEREY COUNTY
LONG TERM INVESTMENT PORTFOLIO
Activity for the Month of: April 2022

Market At Last Trade Date	Number of Shares	Code	Investment Account	Beginning Book	Beginning Market	Net Additions	Transfers	Interest & Dividends	Realized Gain(Loss)	Unrealized Gain(Loss)	Ending Book	Ending Market	Actual %	Board Policy
<u>CASH ACCOUNTS:</u>														
1.00	0.00	MS	Rabobank Endowment	391,211	391,211	335,529	0	0	0	0	728,824	728,824		
1.00	0	SWUXX	Schwab-MM/SWVXX	237,032	237,032	36,400	0	6	0	0	273,437	273,437		
1.00	0	SWUXX	Schwab Treasury-Cash	10,586,914	10,586,914	282,522	78,824	90	0	0	10,948,349	10,948,349		
			TOTAL CASH	11,215,156	11,215,156	654,451	78,824	95	0	0	11,950,610	11,950,610	4.3%	2.0%
<u>BOND ACCOUNTS:</u>														
12.83	1,828,886.97	DODIX	Dodge & Cox Income	25,222,151	24,251,041	0	0	0	0	(786,421)	25,222,151	23,464,620	8.4%	8.4%
10.76	2,677,974.66	JCBUX	JP Morgan Core Bond	31,814,172	29,832,638	0	(64,620)	64,620	0	(1,017,630)	31,814,172	28,815,007	10.3%	11.2%
26.75	365,138.67	VAIPX	Vanguard Inflation	10,094,912	9,986,543	0	0	0	0	(219,083)	10,094,912	9,767,459	3.5%	3.8%
10.17	905,625.84	VFSUX	Vanguard Short Term	9,695,177	9,346,059	0	(14,204)	14,204	0	(135,844)	9,695,177	9,210,215	3.3%	3.6%
			TOTAL BONDS	76,826,413	73,416,280	0	(78,824)	78,824	0	(2,158,979)	76,826,413	71,257,301	25.5%	27.0%
			TOTAL FIXED INC.	88,041,569	84,631,436	654,451	0	78,920	0	(2,158,979)	88,777,024	83,207,912	29.7%	29.0%
<u>ALTERNATIVE INVESTMENTS:</u>														
1,463.27	6,431.43	ASB	ASB Capital Management, LLC	8,600,000	10,246,344	(64,040)	0	83,933	874	724,600	8,600,000	10,991,712	3.9%	3.0%
47.06	113,148.39	DFREX	DFA Real Estate	3,457,214	5,544,271	0	0	0	0	(219,508)	3,457,214	5,324,763	1.9%	6.0%
147.19	35,680.91	VGSLX	Vanguard REIT Index	3,870,222	5,481,301	0	0	0	0	(229,428)	3,870,222	5,251,873	1.9%	2.0%
			TOTAL ALTERNATIVE	15,927,436	21,271,916	(64,040)	0	83,933	874	275,664	15,927,436	21,568,348	7.7%	11.0%
<u>COMMUNITY IMPACT INVESTMENTS:</u>														
			CA FarmLink	375,000	750,000	0	0	0	0	0	375,000	750,000	0.27%	0.8%
			Opportunity Fund	1,000,000	1,000,000	0	(2,083)	2,083	0	0	1,000,000	1,000,000	0.36%	1.1%
			CHISPA	0	73,217	0	0	0	0	0	73,217	73,217	0.03%	0.1%
			TOTAL CII	1,375,000	1,823,217	0	(2,083)	2,083	0	0	1,448,217	1,823,217	0.7%	2.0%
<u>SMALL CAP:</u>														
99.42	96,594.00	IJR	iShares-S&P 600 Index	2,674,584	10,420,561	0	0	0	0	(817,185)	2,674,584	9,603,375	3.4%	3.0%
			TOTAL SMALL CAP	2,674,584	10,420,561	0	0	0	0	(817,185)	2,674,584	9,603,375	3.4%	3.0%
<u>MID CAP:</u>														
249.27	28,148.00	IJH	iShares-S&P 400 Index	1,366,803	7,553,234	0	0	0	0	(536,782)	1,366,803	7,016,452	2.5%	2.0%
			TOTAL MID CAP	1,366,803	7,553,234	0	0	0	0	(536,782)	1,366,803	7,016,452	2.5%	2.0%
<u>LARGE CAP:</u>														
227.09	54,858.95	DODGX	Dodge & Cox Stock Fund	7,429,054	13,470,066	0	0	0	0	(1,012,148)	7,429,054	12,457,918	4.5%	5.0%
156.43	61,368.00	IWD	iShares Russell 1000 Value	4,942,157	10,185,861	0	0	0	0	(586,064)	4,942,157	9,599,796	3.4%	4.0%
54.85	387,862.65	TRLGX	T Rowe Price	7,276,444	24,737,880	0	0	0	0	(3,463,613)	7,276,444	21,274,266	7.6%	5.0%
350.29	119,297.99	VINIX	Vanguard Index 500	18,194,954	45,782,989	0	0	0	0	(3,994,097)	18,194,954	41,788,893	14.9%	13.0%
			TOTAL LARGE CAP	37,842,608	94,176,795	0	0	0	0	(9,055,922)	37,842,608	85,120,873	30.4%	27.0%
<u>INTERNATIONAL:</u>														
52.39	285,166.61	AEPFX	EuroPacific	12,529,026	16,157,540	0	0	0	0	(1,217,661)	12,529,026	14,939,879	5.3%	5.0%
18.90	426,993.73	DFISX	DFA Int'l Small Co. Portfolio	7,955,743	8,603,924	0	0	0	0	(533,742)	7,955,743	8,070,181	2.9%	3.0%
44.59	400,808.66	DODFX	Dodge & Cox International	13,915,008	18,842,015	0	0	0	0	(969,957)	13,915,008	17,872,058	6.4%	6.0%
14.41	1,109,945.85	VTMGX	Vanguard Developed Mkts	12,965,120	17,115,365	0	0	0	0	(1,121,045)	12,965,120	15,994,320	5.7%	6.0%
43.44	334,871.00	VWO	Vanguard FTSE Emerging	13,005,253	15,447,599	0	0	0	0	(900,803)	13,005,253	14,546,796	5.2%	6.0%
			TOTAL INT'L	60,370,149	76,166,443	0	0	0	0	(4,743,209)	60,370,149	71,423,234	25.5%	26.0%
			TOTAL EQUITIES	118,181,581	209,588,950	(64,040)	0	83,933	874	(14,877,435)	118,181,581	196,555,500	62.5%	60.0%
			GRAND TOTALS	206,223,151	294,220,386	590,412	0	162,853	874	(17,036,414)	206,958,605	279,763,412	100.0%	100.0%

Total Fund
Executive Summary - Preliminary (Net of Fees)

Community Foundation for Monterey - Long-Term Fund
Period Ending: April 30, 2022

	Market Value	% of Portfolio	1 Mo	YTD	1 Yr	3 Yrs	5 Yrs	10 Yrs
Total Fund	279,763,412	100.0	-6.0	-10.7	-5.7	6.3	6.5	6.4
Policy Index			-5.5	-9.4	-3.5	6.8	6.9	6.5
60% MSCI World (Net)/40% Blmbg. Global Aggregate			-7.2	-12.3	-7.1	6.0	6.4	6.3
Domestic Equity	101,740,701	36.4	-9.3	-14.6	-5.2	12.1	12.7	13.5
Vanguard Institutional Index I	41,788,893	14.9	-8.7	-12.9	0.2	13.8	13.6	13.6
S&P 500 Index			-8.7	-12.9	0.2	13.8	13.7	13.7
T. Rowe Price Large-Cap Growth Fund - I Class	21,274,266	7.6	-14.0	-25.4	-17.3	11.6	15.5	15.4
Russell 1000 Growth Index			-12.1	-20.0	-5.3	16.7	17.3	15.6
Dodge & Cox Stock	12,457,918	4.5	-7.5	-6.6	0.7	12.5	11.4	13.5
Russell 1000 Value Index			-5.6	-6.3	1.3	9.6	9.1	11.2
iShares Russell 1000 Value Index ETF	9,599,796	3.4	-5.8	-6.5	1.0	9.4	8.9	11.0
Russell 1000 Value Index			-5.6	-6.3	1.3	9.6	9.1	11.2
iShares S&P Midcap 400 Index Fund ETF	7,016,452	2.5	-7.1	-11.7	-7.1	9.9	9.2	11.3
S&P MidCap 400 Index			-7.1	-11.6	-7.0	9.9	9.3	11.4
iShares S&P Small Cap 600 Index ETF	9,603,375	3.4	-7.8	-13.0	-8.7	9.1	8.9	11.7
S&P SmallCap 600 Index			-7.8	-13.0	-8.5	9.2	8.9	11.8
International Equity	71,423,234	25.5	-6.2	-12.2	-11.7	4.5	4.7	5.4
Dodge & Cox International Stock	17,872,058	6.4	-5.1	-5.7	-4.1	4.7	3.5	5.9
MSCI AC World ex USA Index			-6.2	-11.2	-9.9	4.8	5.4	5.5
MSCI AC World ex USA Value			-5.1	-4.8	-3.6	3.5	3.9	4.6
American Funds Europacific Growth F2	14,939,879	5.3	-7.5	-18.9	-19.2	4.4	5.6	6.4
MSCI AC World ex USA Index			-6.2	-11.2	-9.9	4.8	5.4	5.5
MSCI AC World ex USA Growth			-7.4	-17.3	-16.0	5.6	6.7	6.3
Vanguard Developed Market Index Adm	15,994,320	5.7	-6.5	-12.2	-8.8	5.1	5.2	6.2
Spliced Vanguard Developed Markets Index			-6.6	-11.5	-8.2	5.3	5.2	6.1
DFA International Small Company I	8,070,181	2.9	-6.2	-13.1	-10.1	5.8	4.8	7.1
MSCI World ex U.S. Small Cap Index (Net)			-6.9	-13.7	-12.2	6.0	5.5	7.1
Vanguard FTSE Emerging Markets ETF	14,546,796	5.2	-5.8	-11.9	-15.7	2.8	4.3	2.9
Vanguard Spliced Emerging Markets Index (Net)			-5.5	-10.6	-14.5	3.6	4.7	3.1

40/60 Policy (New): 40% MSCI World Equity (Gross Dividends) and 60% Bloomberg US Aggregate TR. Policy Index (New): 25% S&P 500, 10% MSCI EAFE, 10% MSCI EM, 20% Bloomberg US Aggregate, 5% Bloomberg US High Yield, 5% JPM EMBI Global Diversified, 15% FTSE NAREIT All REIT, and 10% 91 Day TBills. Vanguard Real Estate liquidated (VGSIX) 2/5/2021. Baillie Gifford Emerging Markets (BGEEX) funded 2/5/2021.

Total Fund
Executive Summary - Preliminary (Net of Fees)

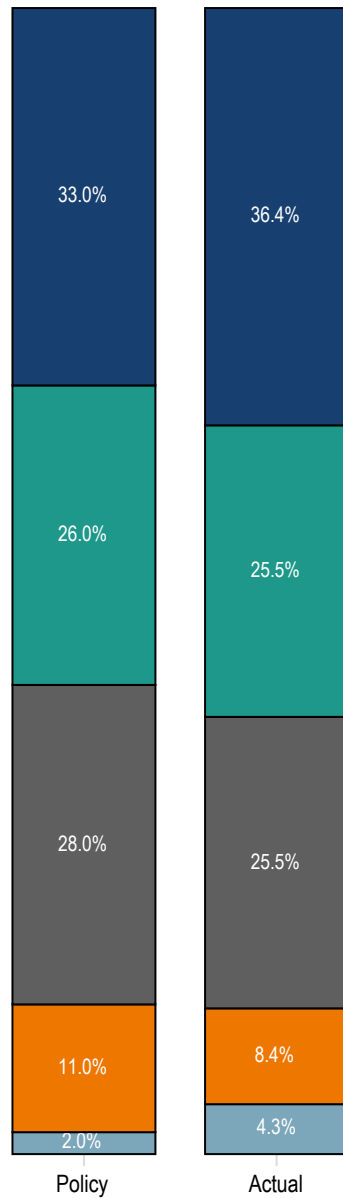
Community Foundation for Monterey - Long-Term Fund
Period Ending: April 30, 2022

	Market Value	% of Portfolio	1 Mo	YTD	1 Yr	3 Yrs	5 Yrs	10 Yrs
Domestic Fixed Income	71,257,301	25.5	-2.8	-7.5	-6.2	1.7	2.1	2.3
Dodge & Cox Income	23,464,620	8.4	-3.2	-8.3	-7.7	1.6	2.2	2.8
Blmbg. U.S. Aggregate Index			-3.8	-9.5	-8.5	0.4	1.2	1.7
JP Morgan Core Bond R6	28,815,007	10.3	-3.2	-8.4	-7.4	1.2	1.8	2.1
Blmbg. U.S. Aggregate Index			-3.8	-9.5	-8.5	0.4	1.2	1.7
Vanguard Short-Term Investment Grade Adm	9,210,215	3.3	-1.3	-5.1	-5.4	0.9	1.4	1.8
Blmbg. U.S. Credit 1-5 Year Index			-1.3	-4.9	-5.3	1.1	1.6	1.9
Vanguard Inflation-Protected Securities Adm	9,767,459	3.5	-2.2	-4.9	0.5	5.2	3.7	2.2
Blmbg. U.S. TIPS			-2.0	-5.0	0.7	5.4	3.9	2.3
Alternatives	23,391,565	8.4	-1.9	-1.5	13.0	5.3	4.9	2.7
ASB Capital Management	10,991,712	3.9	0.0	7.3	19.4	7.7	6.8	8.8
NCREIF Fund Index-Open End Diversified Core Equity (VW) (Net)			0.0	7.2	27.3	10.3	8.9	9.9
DFA Real Estate Securities I	5,324,763	1.9	-4.0	-9.0	10.3	10.4	9.8	9.5
Wilshire U.S. REIT Index			-4.5	-8.2	14.1	10.3	9.0	9.1
Vanguard Real Estate Index Adm	5,251,873	1.9	-4.2	-9.9	7.8	9.9	8.7	8.9
Wilshire U.S. REIT Index			-4.5	-8.2	14.1	10.3	9.0	9.1
Vanguard Spliced Real Estate Index			-4.2	-9.9	7.9	10.0	8.8	9.0
Community Impact Investments	1,823,217	0.7	0.1	0.5	1.5	2.0	-	-
CA FarmLink	750,000	0.3	0.0	0.0	0.0	1.2	-	-
2.5% Annualized Return Index			0.2	0.8	2.5	2.5	2.5	2.5
Opportunity Fund	1,000,000	0.4	0.2	0.9	2.6	2.6	-	-
2.5% Annualized Return Index			0.2	0.8	2.5	2.5	2.5	2.5
CHIPSA	73,217	0.0	0.0	0.0	-	-	-	-
2.5% Annualized Return Index			0.2	0.8	2.5	2.5	2.5	2.5
Cash and Equivalents	11,950,610	4.3	0.0	0.0	0.0	0.1	0.4	0.2
Schwab Value Advantage Money Premier	273,437	0.1	0.0	0.0	0.0	0.1	0.6	0.1
First National Cash	\$0	0.0	0.0	0.0	0.0	0.0	0.0	0.0
Rabobank Endowment	728,824	0.3	0.0	0.0	0.0	0.1	0.0	-
Schwab Cash	10,948,349	3.9	0.0	0.0	0.0	0.1	0.4	0.2
90 Day U.S. Treasury Bill			0.0	0.1	0.1	0.7	1.1	0.6

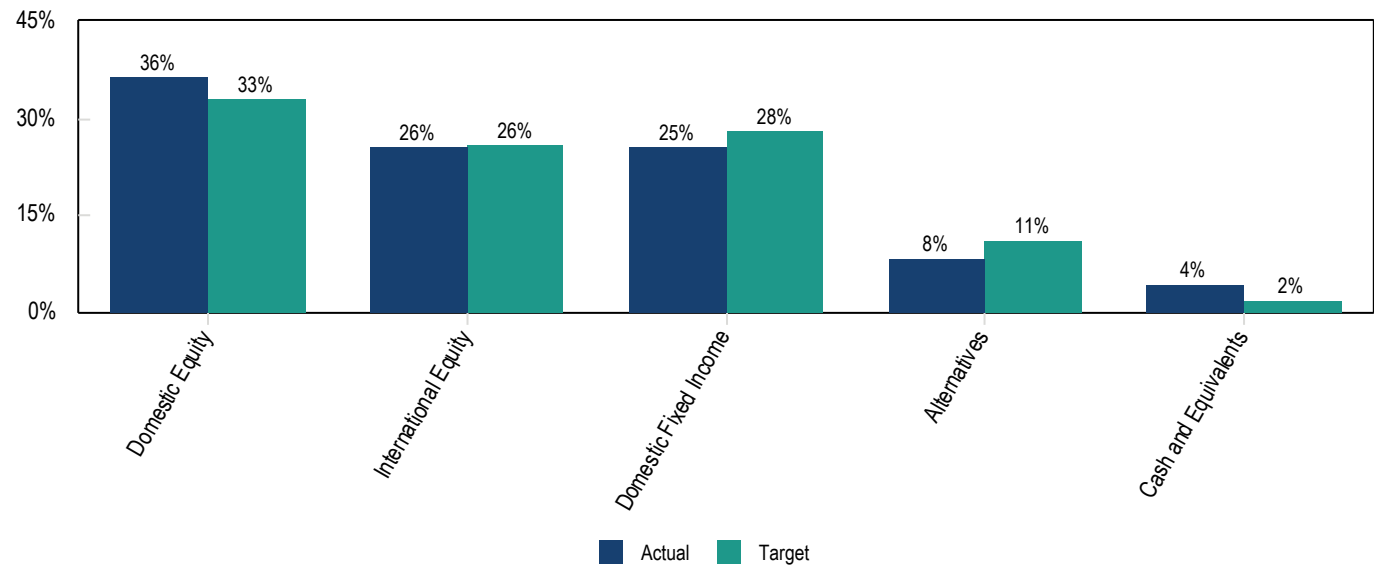
40/60 Policy (New): 40% MSCI World Equity (Gross Dividends) and 60% Bloomberg US Aggregate TR. Policy Index (New): 25% S&P 500, 10% MSCI EAFE, 10% MSCI EM, 20% Bloomberg US Aggregate, 5% Bloomberg US High Yield, 5% JPM EMBI Global Diversified, 15% FTSE NAREIT All REIT, and 10% 91 Day TBills. Vanguard Real Estate liquidated (VGSIX) 2/5/2021. Baillie Gifford Emerging Markets (BEGGX) funded 2/5/2021.

Total Fund Asset Allocation vs. Policy

Community Foundation for Monterey - Long-Term Fund Period Ending: April 30, 2022



	Current Balance (\$)	Current Allocation (%)	Policy Allocation (%)	Excess Allocation (%)	Policy Range (%)	Within IPS Range?
Domestic Equity	101,740,701	36.4	33.0	3.4	15.0 - 58.0	Yes
International Equity	71,423,234	25.5	26.0	-0.5	10.0 - 53.0	Yes
Domestic Fixed Income	71,257,301	25.5	28.0	-2.5	17.0 - 37.0	Yes
Alternatives	23,391,565	8.4	11.0	-2.6	3.0 - 23.0	Yes
Cash and Equivalents	11,950,610	4.3	2.0	2.3	0.0 - 7.0	Yes
Total	279,763,412	100.0	100.0	0.0		



COMMUNITY FOUNDATION FOR MONTEREY COUNTY
MEDIUM-TERM PORTFOLIO
Activity for the Month of: April 2022

Market At Last Trade Date	Number of Shares	Code	Investment Account	Beginning Book	Beginning Market	Net Additions	Transfers	Interest & Dividends	Realized Gain(Loss)	Unrealized Gain(Loss)	Ending Book	Ending Market	Actual %	Board Policy
<u>CASH ACCOUNTS:</u>														
0.00	0.00	SWUXX	Schwab - Cash	1,072,855	1,072,855	100,307	5,721	9	0	0	1,178,883	1,178,883		
			TOTAL CASH	1,072,855	1,072,855	100,307	5,721	9	0	0	1,178,883	1,178,883	12.6%	0.0%
<u>BOND ACCOUNTS:</u>														
12.83	156,476.25	DODIX	Dodge & Cox Income Fund	2,177,777	2,074,875	0	0	0	0	(67,285)	2,177,777	2,007,590	21.4%	25.0%
10.17	130,423.84	VFSUX	Vanguard Short Term	1,402,378	1,345,974	0	(2,046)	2,046	0	(19,564)	1,402,378	1,326,410	14.2%	15.0%
10.04	197,850.48	VBTLX	Vanguard Total Bond Market Index	2,150,890	2,069,516	0	(3,666)	3,666	0	(83,097)	2,150,890	1,986,419	21.2%	25.0%
			TOTAL BONDS	5,731,046	5,490,365	0	(5,712)	5,712	0	(169,946)	5,731,046	5,320,420	56.8%	65.0%
			TOTAL FIXED INC.	6,803,901	6,563,220	100,307	9	5,721	0	(169,946)	6,909,929	6,499,302	69.4%	65.0%
<u>DOMESTIC:</u>														
185.40	9,442.38	VTHR	Vanguard Russell 3000	1,138,868	1,925,585	0	0	0	0	(174,967)	1,138,868	1,750,618	18.7%	19.0%
			TOTAL DOMESTIC	1,138,868	1,925,585	0	0	0	0	(174,967)	1,138,868	1,750,618	18.7%	19.0%
<u>INTERNATIONAL:</u>														
52.39	21,259.14	AEFPX	EuroPacific	1,071,695	1,204,543	0	0	0	0	(90,777)	1,071,695	1,113,767	11.9%	16.0%
			TOTAL INTERNATIONAL	1,071,695	1,204,543	0	0	0	0	(90,777)	1,071,695	1,113,767	11.9%	16.0%
			TOTAL EQUITIES	2,210,563	3,130,128	0	0	0	0	(265,744)	2,210,563	2,864,384	30.6%	35.0%
			GRAND TOTALS	9,014,463	9,693,348	100,307	9	5,721	0	(435,689)	9,120,491	9,363,686	100.0%	100.0%

Total Fund
Executive Summary - Preliminary (Net of Fees)

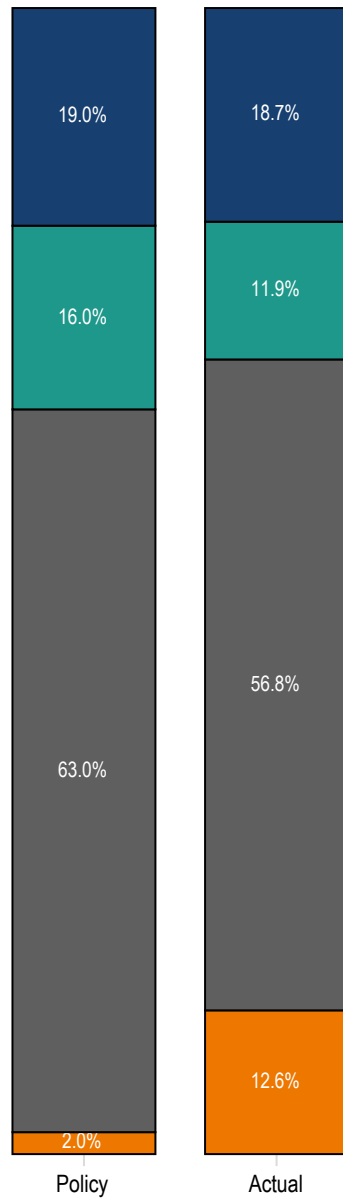
Community Foundation for Monterey - Medium-Term Fund
Period Ending: April 30, 2022

	Market Value	% of Portfolio	1 Mo	YTD	1 Yr	3 Yrs	5 Yrs	10 Yrs
Total Fund	9,363,686	100.0	-4.4	-9.9	-7.7	4.2	4.5	-
<i>Policy Index</i>			-4.7	-9.6	-6.9	3.8	4.3	4.6
Domestic Equity	1,750,618	18.7	-9.1	-13.8	-3.3	13.0	12.9	-
Vanguard Russell 3000	1,750,618	18.7	-9.1	-13.8	-3.3	13.0	12.9	13.0
<i>Russell 3000 Index</i>			-9.0	-13.8	-3.1	13.1	13.0	13.3
International Equity	1,113,767	11.9	-7.5	-18.9	-19.2	4.4	5.6	-
American Funds Europacific Growth F2	1,113,767	11.9	-7.5	-18.9	-19.2	4.4	5.6	6.4
<i>MSCI AC World ex USA Index</i>			-6.2	-11.2	-9.9	4.8	5.4	5.5
Domestic Fixed Income	5,320,420	56.8	-3.0	-8.0	-7.6	0.9	1.6	-
Vanguard Total Bond Market Index	1,986,419	21.2	-3.9	-9.6	-8.7	0.3	1.2	1.8
<i>Blmbg. U.S. Aggregate Index</i>			-3.8	-9.5	-8.5	0.4	1.2	1.7
Dodge & Cox Income	2,007,590	21.4	-3.2	-8.3	-7.7	1.6	2.2	2.9
<i>Blmbg. U.S. Aggregate Index</i>			-3.8	-9.5	-8.5	0.4	1.2	1.7
Vanguard Short-Term Investment Grade Adm	1,326,410	14.2	-1.3	-5.1	-5.4	0.9	1.4	1.8
<i>Blmbg. U.S. Credit 1-5 Year Index</i>			-1.3	-4.9	-5.3	1.1	1.6	1.9
Cash and Equivalents	1,178,883	12.6	0.0	0.0	0.0	0.1	0.2	-
Schwab Cash	1,178,883	12.6	0.0	0.0	0.0	0.1	0.2	-
<i>90 Day U.S. Treasury Bill</i>			0.0	0.1	0.1	0.7	1.1	0.6

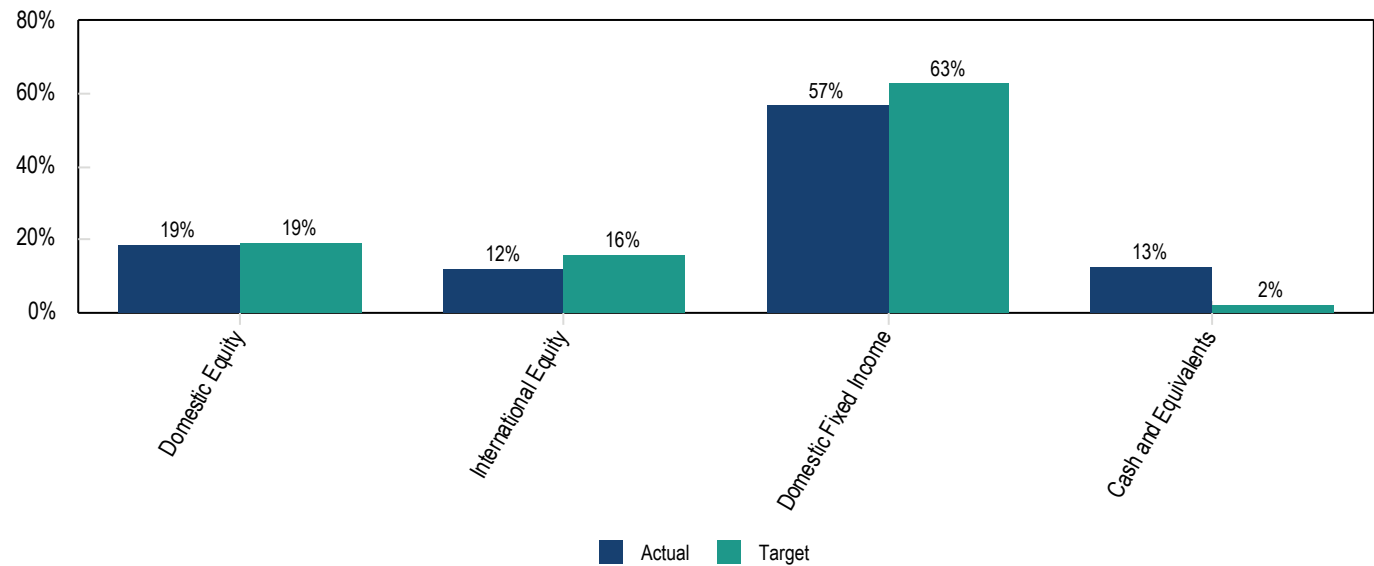
Policy Index: 19% Russell 3000, 16% MSCI ACWI Ex US, 48% Bloomberg US Aggregate, 15% Bloomberg 1-5 Year Gov/Credit, 2% 91 Day T-Bill. Medium Pool portfolio funded 5/13/2016. Fund performance has been backfilled and represents actual performance for periods shown. All data is preliminary

Total Fund Asset Allocation vs. Policy

Community Foundation for Monterey - Medium-Term Fund Period Ending: April 30, 2022



	Current Balance (\$)	Current Allocation (%)	Policy Allocation (%)	Excess Allocation (%)	Policy Range (%)	Within IPS Range?
Domestic Equity	1,750,618	18.7	19.0	-0.3	10.0 - 30.0	Yes
International Equity	1,113,767	11.9	16.0	-4.1	5.0 - 25.0	Yes
Domestic Fixed Income	5,320,420	56.8	63.0	-6.2	40.0 - 75.0	Yes
Cash and Equivalents	1,178,883	12.6	2.0	10.6	-5.0 - 5.0	No
Total	9,363,686	100.0	100.0	0.0		



Policy Index: 19% Russell 3000, 16% MSCI ACWI Ex US, 48% Bloomberg US Aggregate, 15% Bloomberg 1-5 Year Gov/Credit, 2% 91 Day T-Bill. Medium Pool portfolio funded 5/13/2016. Fund performance has been backfilled and represents actual performance for periods shown. All data is preliminary.

COMMUNITY FOUNDATION FOR MONTEREY COUNTY
ESG FUND PORTFOLIO
Activity for the Month of: April 2022

Market At Last Trade Date	Number of Shares	Code	Investment Account	Beginning Book	Beginning Market	Net Additions	Transfers	Interest & Dividends	Realized Gain(Loss)	Unrealized Gain(Loss)	Ending Book	Ending Market	Actual %	Board Policy
<u>CASH ACCOUNTS:</u>														
		SWUXX	Schwab - Cash	1,321,104	1,321,104	6,592	3,635	11	0	0	1,331,341	1,331,341	22.3%	0.0%
<u>BOND ACCOUNTS:</u>														
9.48	198,446.60	TSBIX	TIAA Social Choice Bond Fund	2,044,791	1,958,668	0	(3,635)	3,635	0	(77,394)	2,044,791	1,881,274	31.5%	40.0%
<u>DOMESTIC EQUITY:</u>														
24.35	64,216.04	TISCX	TIAA Social Choice Equity Fund	1,233,785	1,703,009	0	0	0	0	(139,349)	1,233,785	1,563,661	26.2%	35.0%
<u>INTERNATIONAL EQUITY:</u>														
11.77	101,338.87	TSONX	TIAA Social Choice International	1,129,233	1,270,789	0	0	0	0	(78,031)	1,129,233	1,192,759	20.0%	25.0%
GRAND TOTAL				4,407,810	4,932,467	0	(3,635)	3,635	0	(294,774)	4,407,810	5,969,034	100%	100%

Total Fund
Executive Summary - Preliminary (Net of Fees)

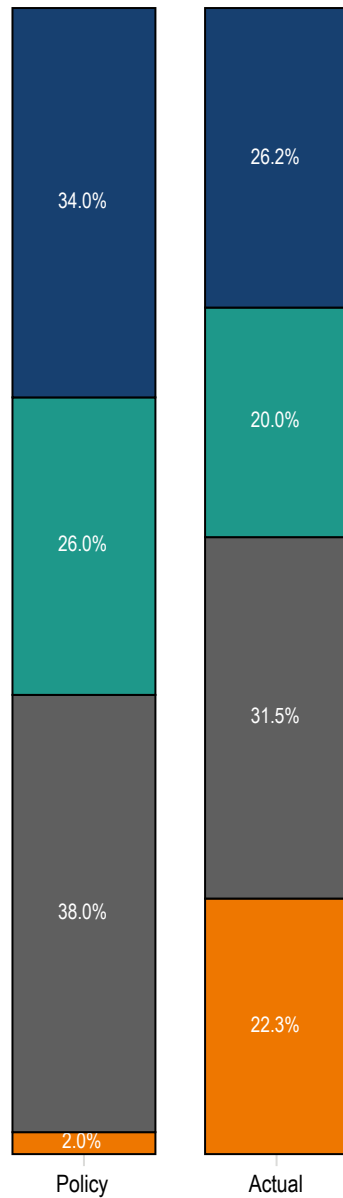
Community Foundation for Monterey - ESG Fund
Period Ending: April 30, 2022

	Market Value	% of Portfolio	1 Mo	YTD	1 Yr	3 Yrs	5 Yrs	10 Yrs
Total Fund	5,969,034	100.0	-4.7	-10.1	-4.7	6.4	6.4	-
<i>Policy Index</i>			-6.2	-11.4	-6.2	6.2	6.5	-
Domestic Equity	1,563,661	26.2	-8.2	-14.2	-3.0	13.4	13.0	-
TIAA CREF Social Choice Equity Fund	1,563,661	26.2	-8.2	-14.2	-3.0	13.4	13.0	12.8
<i>Russell 3000 Index</i>			-9.0	-13.8	-3.1	13.1	13.0	13.3
International Equity	1,192,759	20.0	-6.1	-12.4	-6.8	5.4	5.2	-
TIAA CREF Social Choice International Equity Fund	1,192,759	20.0	-6.1	-12.4	-6.8	5.4	5.2	-
<i>MSCI EAFE Index</i>			-6.4	-11.8	-7.7	4.9	5.3	6.3
Domestic Fixed Income	1,881,274	31.5	-3.8	-9.6	-8.6	0.4	1.4	-
TIAA CREF Social Bond Fund	1,881,274	31.5	-3.8	-9.6	-8.6	0.4	1.4	-
<i>Blmbg. U.S. Aggregate Index</i>			-3.8	-9.5	-8.5	0.4	1.2	1.7
Cash and Equivalents	1,331,341	22.3	0.0	0.0	0.0	0.1	0.2	-
Schwab Cash	1,331,341	22.3	0.0	0.0	0.0	0.1	0.2	-
<i>90 Day U.S. Treasury Bill</i>			0.0	0.1	0.1	0.7	1.1	0.6

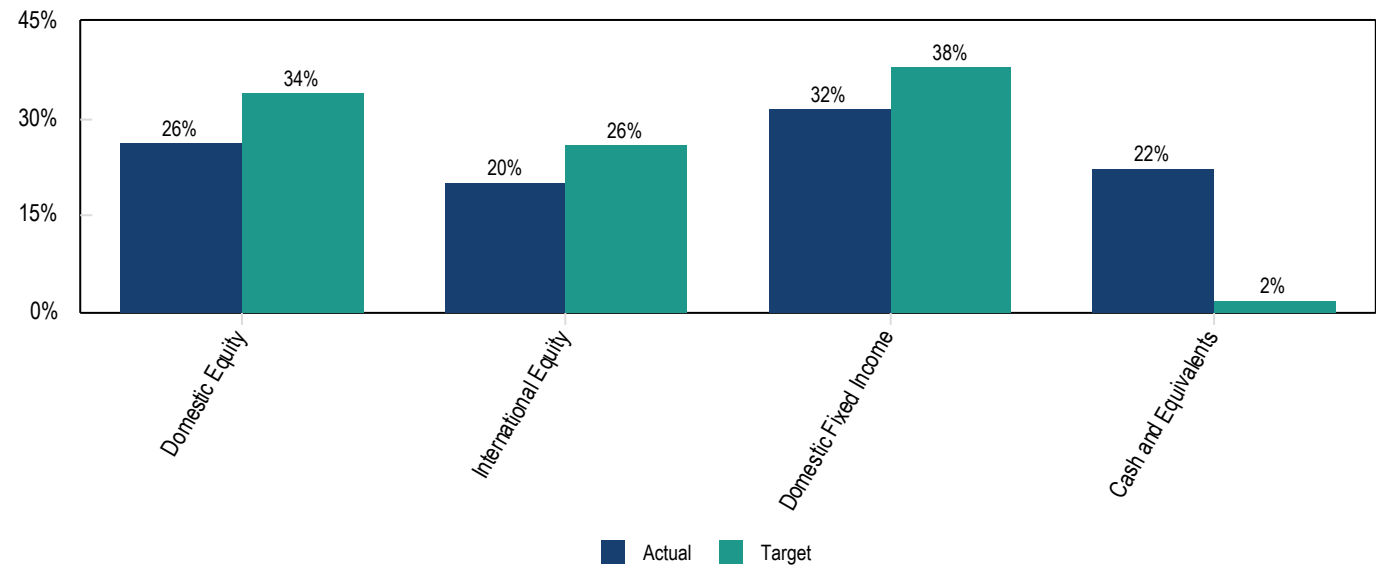
Policy Index: 34% Russell 3000, 26% MSCI EAFE, 38% Bloomberg US Aggregate, 2% 91 Day T-Bill. ESG Pool portfolio funded 9/29/2016. Fund performance has been backfilled and represents actual performance for periods shown. All data is preliminary.

Total Fund Asset Allocation vs. Policy

Community Foundation for Monterey - ESG Fund Period Ending: April 30, 2022



	Current Balance (\$)	Current Allocation (%)	Policy Allocation (%)	Excess Allocation (%)	Policy Range (%)	Within IPS Range?
Domestic Equity	1,563,661	26.2	34.0	-7.8	20.0 - 65.0	Yes
International Equity	1,192,759	20.0	26.0	-6.0	15.0 - 40.0	Yes
Domestic Fixed Income	1,881,274	31.5	38.0	-6.5	30.0 - 50.0	Yes
Cash and Equivalents	1,331,341	22.3	2.0	20.3	0.0 - 5.0	No
Total	5,969,034	100.0	100.0	0.0		



COMMUNITY FOUNDATION FOR MONTEREY COUNTY

DRIM INVESTMENT PORTFOLIO

Activity for the Month of: April 2022

Market At Last Trade Date	Number of Shares	Code	Investment Account	Beginning Book	Beginning Market	Net Additions	Transfers	Interest & Dividends	Realized Gain(Loss)	Unrealized Gain(Loss)	Ending Book	Ending Market	Actual %
CASH ACCOUNTS:													
			Schwab - Cash	582,719	582,719	(1,000)	4,725	5	0	0	586,449	586,449	
			TOTAL CASH	582,719	582,719	(1,000)	4,725	5	0	0	586,449	586,449	20.7%
EQUITIES													
84.42	1,800.00	FIX	Comfort Systems USA	100,349	160,218	0	0	0	0	(8,262)	100,349	151,956	5.4%
98.19	3,000.00	FN	Fabrinet	149,560	315,390	0	0	0	0	(20,820)	149,560	294,570	10.4%
39.99	12,600.00	HASI	Hannon Armstrong	522,798	597,618	0	(4,725)	4,725	0	(93,744)	522,798	503,874	17.8%
214.51	750.00	HELE	Helen of Troy, LTD	103,793	146,880	0	0	0	0	14,003	103,793	160,883	5.7%
41.06	8,656.00	SHOO	Madden Steven, LTD	340,441	334,468	0	0	0	0	20,948	340,441	355,415	12.5%
79.09	2,500.00	MYRG	MYR Group	261,071	235,100	0	0	0	0	(37,375)	261,071	197,725	7.0%
119.80	1,900.00	NVEE	NV5 Global, Inc.	138,054	253,270	0	0	0	0	(25,650)	138,054	227,620	8.0%
78.37	2,000.00	WNS	WNS Holdings, LTD	96,064	170,980	0	0	0	0	(14,240)	96,064	156,740	5.5%
66.66	3,000.00	NEP	Nextera Energy Partners, LP	136,772	250,080	0	0	0	0	(50,100)	136,772	199,980	7.1%
			TOTAL EQUITIES	1,848,902	2,464,004	0	(4,725)	4,725	0	(215,241)	1,848,902	2,248,763	
GRAND TOTALS													
				2,431,621	3,046,723	(1,000)	0	4,730	0	(215,241)	2,435,351	2,835,212	100.0%

DRIM Review 3/31/2022



Neumeier Poma Investment Counsel (market value \$3,046,722)

PERFORMANCE

	1 MO	YTD	1 YR	SINCE INCEPTION (6/26/18)
DRIM Provider	2.0%	-8.0%	0.0%	9.6%
Policy Index (Russell 2000 Value)	2.0%	-2.4%	3.3%	7.5%
Foundation	0.3%	-5.2%	3.3%	--

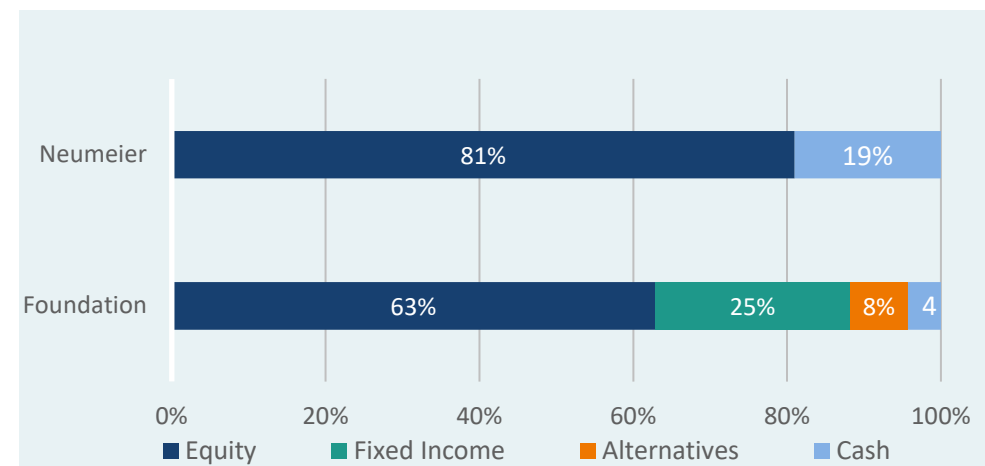
LARGEST HOLDINGS

	WEIGHT	% GAIN/LOSS
Hannon Armstrong	19.6%	104.7%
Money Market Fund	19.1%	--
Steven Madden	11.0%	113.7%
Fabrinet	10.4%	110.9%
NV5 Global Inc.	8.3%	83.5%
Nextera Energy Partner	8.2%	82.8%

ASSET ALLOCATION VS. MIN/MAX RANGE

ASSET CLASS	CURRENT	MIN	MAX
Equities	80.9%	70%	90%
Fixed Income	0%	0%	0%
Alternatives	0%	0%	10%
Cash & Equivalents	19.1%	10%	30%

ASSET ALLOCATION VS. FOUNDATION



Donor fund inception date: 6/26/2018. Returns 1 year and longer are annualized.

Note: During a quarterly review, the investment committee will also generally have the DRIM providers report for expanded detail.

COMMUNITY FOUNDATION FOR MONTEREY COUNTY
GIFTS - April 2022

Donor	Date	Amount	Fund
Anonymous	4/1/2022	2,000	The Fund for Homeless Women Non-Endowed Fund
Joshua S. Schiffrin Fund- Goldman Sachs	4/1/2022	5,000	Casilda Paul Memorial Scholarship Fund
Dr. Sanaz Hariri	4/2/2022	200	Sharon Heights Country Club Scholarship Fund
Mr. Tom Hicks	4/3/2022	200	Pacific Grove Public Library Foundation Fund
Frances S. Buchanan	4/4/2022	100	Casa de Noche Buena Special Purpose Fund
Mr. and Mrs. Michael and Nancy Cook	4/4/2022	50	Casa de Noche Buena Special Purpose Fund
The McSherry Group, LLC	4/4/2022	2,500	Northern Monterey County Foundation - Nonendowed
Mrs. Jinah Lovett	4/4/2022	1,000	Casa de Noche Buena Special Purpose Fund
Ms. Gloria Bigelow	4/4/2022	50	Casa de Noche Buena Special Purpose Fund
Ms. Margaret G. Holm	4/4/2022	25	Casa de Noche Buena Special Purpose Fund
Mr. John E. Van Valkenburgh and Dr. Amy Roth	4/5/2022	1,000	Casa de Noche Buena Special Purpose Fund
Ms. Felicia Perez Kausin	4/5/2022	75	Girls' Health in Girls' Hands Scholarship Fund
Ms. Mary G. Pankonin	4/5/2022	100	Casa de Noche Buena Special Purpose Fund
County of Monterey	4/5/2022	17,695	Community Health Literacy Program
Morgan Family Foundation, Inc.	4/5/2022	5,000	The Morse Foundation Stewardship Fund
The Blackbaud Giving Fund	4/5/2022	3,000	Zalan Family Scholarship Fund
Mr. & Mrs. Casey and Reb Close	4/6/2022	250	Casa de Noche Buena Special Purpose Fund
Mr. & Mrs. Fred S. and Ann Jealous	4/6/2022	50	Casa de Noche Buena Special Purpose Fund
Groza Construction	4/6/2022	400	Maija, Eva and Cody West Family Fund
Ms. Cathey Edwards	4/7/2022	200	The Fund for Homeless Women Non-Endowed Fund
Carmel Valley Manor	4/8/2022	8,383	Carmel Valley Manor Foundation Stewardship Fund
Gateway Center of Monterey County Inc.	4/8/2022	100,000	Gateway Center Mary Lou Cortright Legacy Fund
Ms. Dede Bent and Mr. Gordy Kauhanen	4/8/2022	5,101	The Equine Healing Collaborative Stewardship Fund
Ms. Valerie Moule	4/8/2022	5,000	The Equine Healing Collaborative Stewardship Fund
Sandy Mendoza	4/8/2022	250	Siembra Latinos Fund - Nonendowed
Estate of Mrs. Robert Stanton	4/8/2022	297	The Fund for Monterey County
Estate of Mrs. Robert Stanton	4/8/2022	317	The Fund for Monterey County
Mr. Miller Frank	4/9/2022	20	Weston Call Fund for Big Sur - Nonendowed

COMMUNITY FOUNDATION FOR MONTEREY COUNTY
GIFTS - April 2022

Donor	Date	Amount	Fund
Mrs. Lila Thorsen	4/9/2022	100	The Fund for Homeless Women Non-Endowed Fund
Old Republic Title Company	4/11/2022	3,282	Carmel Gives Fund
Old Republic Title Company	4/11/2022	8,844	Carmel Gives Fund
Mr. & Mrs. David and Sheila Allaire	4/11/2022	200	Casa de Noche Buena Special Purpose Fund
Mr. & Mrs. Kevin and Essie Martin	4/11/2022	500	Northern Monterey County Foundation - Nonendowed
Mr. & Mrs. Otto and Grete Heinz	4/11/2022	30	Operating Fund
Rancho Cielo	4/11/2022	110,000	Rancho Cielo Endowment Fund
Anonymous	4/11/2022	60	The Fund for Homeless Women Non-Endowed Fund
Aromas-Watsonville Fraternal Order of Eagles #72	4/11/2022	1,000	Northern Monterey County Foundation - Nonendowed
Ms. Sara A. Myers	4/11/2022	50	The Fund for Homeless Women
Mr. Brian Robinson & Ms. Barbara C. Robinson	4/12/2022	100	The Fund for Homeless Women Non-Endowed Fund
Mr. Phillip Silverstein	4/12/2022	10,000	Drezner Family Scholarship Fund
Mr. Tracy Gordon	4/12/2022	1,000	Traven Tapson Foundation
Ms. Carol Schille	4/12/2022	100	Traven Tapson Foundation
Ms. Claudia A. Bartelt	4/12/2022	50	The Fund for Homeless Women Non-Endowed Fund
Ms. Cynthia Hoagland	4/12/2022	100	Traven Tapson Foundation
Ms. Heather Hamann	4/12/2022	25	Traven Tapson Foundation
Ms. Lindsay Yazzolino	4/12/2022	100	Traven Tapson Foundation
Ms. Riane Eisler	4/12/2022	30	The Fund for Homeless Women
Anonymous	4/13/2022	20	The Fund for Homeless Women Non-Endowed Fund
Ms. Beverly D. Holloway	4/13/2022	400	The Fund for Homeless Women
Ms. Natasha M. Doner	4/13/2022	100	The Fund for Homeless Women Non-Endowed Fund
Chicago Title Company-4522	4/13/2022	1,391	Carmel Gives Fund
Chicago Title Company-4522	4/13/2022	1,391	Carmel Gives Fund
D'Augustine Foundation	4/14/2022	5,000	Laguna Seca Raceway Foundation Stewardship Fund
Mr. John Day	4/14/2022	10	The Fund for Homeless Women Non-Endowed Fund
Mr. Steve Hochhaus and Ms. Lisa Barnes	4/14/2022	250	Traven Tapson Foundation
Ms. Mary McCarthy	4/14/2022	25	Operating Fund

COMMUNITY FOUNDATION FOR MONTEREY COUNTY
GIFTS - April 2022

Donor	Date	Amount	Fund
Mr. & Mrs. Earl Wayne and Linda Cruzan	4/15/2022	85	Monterey Public Library Fund
Mr. Charles F. Adams	4/15/2022	2,000	Old Capital Club Garden and House Operating Fund
Mr. Christopher Roche	4/15/2022	100	Traven Tapson Foundation
Ms. Cheryl M. Plaskett	4/15/2022	50	Casa de Noche Buena Special Purpose Fund
Ms. Jean M. Scholefield	4/15/2022	100	The Fund for Homeless Women Non-Endowed Fund
Friends of the Pacific Grove Library	4/15/2022	90,000	Friends of Pacific Grove Library Youth Services Fund
Ms. Marie E. Zenorini	4/15/2022	100	The Fund for Homeless Women Non-Endowed Fund
Mr. & Mrs. Francis and Hilary Duda	4/18/2022	100	The Fund for Homeless Women Non-Endowed Fund
Anonymous	4/18/2022	50	The Fund for Homeless Women Non-Endowed Fund
Topes Tree Services Inc.	4/18/2022	1,000	Traven Tapson Foundation
Mr. David Basham	4/18/2022	500	Traven Tapson Foundation
Mr. Dennis Donahue	4/18/2022	250	Traven Tapson Foundation
Mr. & Mrs. Thomas G. and Kathryn Wiggans	4/19/2022	2,000	Old Capital Club Garden and House Operating Fund
Mr. Jim Lyman	4/19/2022	25	Richard Gourley Memorial Scholarship Fund
Mr. Timothy D. Finnigan	4/19/2022	100	Matthew Paul Finnigan Memorial Scholarship Fund
Mr. Vincent Sakowski	4/19/2022	300	Sharon Heights Country Club Scholarship Fund
Ms. Sharon Miller	4/19/2022	100	The Fund for Homeless Women Non-Endowed Fund
Ms. Virginia M. Babka	4/19/2022	75	The Fund for Homeless Women Non-Endowed Fund
Anonymous	4/19/2022	200	Traven Tapson Foundation
Mr. & Mrs. Stephen and Sharon Davies	4/20/2022	25,000	Stephen V. Davies Family Fund
Mr. Gabriel Rodriguez	4/20/2022	100	Richard Gourley Memorial Scholarship Fund
Mr. Jacob Koff	4/20/2022	100	Ventana Trails Forever Fund
Mr. Ricky Humphreys and Ms. Sharlene Hughes	4/20/2022	100	Richard Gourley Memorial Scholarship Fund
Mrs. Karina Gutierrez-Barboza	4/20/2022	25	Siembra Latinos Fund - Nonendowed
Mrs. Karina Gutierrez-Barboza	4/20/2022	25	Siembra Latinos Fund - Nonendowed
Old Republic Title Company-Fresno	4/20/2022	1,436	Sea Haven Fund
Ms. Judith A. Tatelbaum	4/20/2022	150	Casa de Noche Buena Special Purpose Fund
County of Monterey	4/20/2022	131,052	Community Health Literacy Program

COMMUNITY FOUNDATION FOR MONTEREY COUNTY
GIFTS - April 2022

Donor	Date	Amount	Fund
Les Walker	4/21/2022	100	Richard Gourley Memorial Scholarship Fund
Mr. & Mrs. Bradley and Rosemary Tarp	4/21/2022	5,000	#liveforross:Safety Awareness & Vocational Education
Mr. W. Robert Patterson	4/21/2022	100	The Fund for Homeless Women Non-Endowed Fund
Ms. Alice Ann Glenn	4/21/2022	100	The Fund for Homeless Women Non-Endowed Fund
Ms. Elizabeth Lays	4/21/2022	100	The Fund for Homeless Women Non-Endowed Fund
The Lackey Saunders Sprinkling Trust	4/21/2022	192,522	DeWitt Fund
Chicago Title Company-4527	4/21/2022	6,286	Carmel Gives Fund
Carmel Valley Women's Club	4/21/2022	8,000	Carmel Valley Women's Club Foundation Scholarship Fur
Mr. & Mrs. Bradley and Rosemary Tarp	4/22/2022	5	#liveforross:Safety Awareness & Vocational Education
Mr. & Mrs. Joe and Cinda Rossi	4/22/2022	100	CASA of Monterey County Scholarship Fund
American Endowment - Carl & Judy Moore Fund	4/22/2022	50,000	Laguna Seca Raceway Foundation Stewardship Fund
Del Monte Forest Conservancy	4/22/2022	4,500	1984 Fund
Mrs. Lynda Johnson	4/22/2022	15,000	Pass Thru Fund
Mr. Alfred Scatena Jr	4/23/2022	500	#liveforross:Safety Awareness & Vocational Education
Mr. John Dzioba	4/23/2022	100	#liveforross:Safety Awareness & Vocational Education
Ms. Cindy Zoller Silver and Mr. Richard Silver	4/23/2022	5,000	Richard and Cindy Zoller Silver Family Legacy Fund
Mr. & Mrs. Timothy J. and Stephenie Meroney	4/24/2022	50	Traven Tapson Foundation
Ms. Deborah Scott	4/24/2022	500	Traven Tapson Foundation
Bert Cutino Enterprises	4/25/2022	5,000	Bert P. Cutino Professional Chef Scholarship Fund
Mr. & Mrs. Craig and Betty Davis	4/25/2022	200	Traven Tapson Foundation
Mr. Richard Hawkins	4/25/2022	100	Traven Tapson Foundation
American Culinary Federation Monterey Bay	4/25/2022	5,000	Bert P. Cutino Professional Chef Scholarship Fund
Old Republic Title Company-Fresno	4/25/2022	1,282	Sea Haven Fund
Ms. Melody Young	4/25/2022	300	Traven Tapson Foundation
Billye George	4/26/2022	100	Traven Tapson Foundation
Mr. & Mrs. Scott and Meredith Manhard	4/26/2022	250	Traven Tapson Foundation
Mr. & Mrs. Thomas and Judy Gladney	4/26/2022	100	Traven Tapson Foundation
Mr. Homer Blattman	4/26/2022	1,000	Traven Tapson Foundation

COMMUNITY FOUNDATION FOR MONTEREY COUNTY
GIFTS - April 2022

Donor	Date	Amount	Fund
Mr. Justin Aldi	4/26/2022	250	Traven Tapson Foundation
Mr. Justin Burke	4/26/2022	250	Traven Tapson Foundation
Mr. Thomas B. Pelikan, Phd	4/26/2022	25	Traven Tapson Foundation
Ms. Elsa Mendoza Jimenez	4/26/2022	150	Siembra Latinos Fund - Nonendowed
Rev. Michael E. Reid and Mr. Bill Robnett	4/26/2022	7,000	Michael E. Reid and William E. Robnett Family Fund
Dr. Donald Fennell	4/27/2022	1,000	The Fund for Homeless Women Non-Endowed Fund
Dr. John Hain	4/27/2022	5,000	Conservancy for Range of the Condor Fund
Storey Charitable Fund at Schwab	4/27/2022	3,000	Operating Fund
Mr. Douglas Sunde	4/27/2022	250	Traven Tapson Foundation
Old Republic Title Company-Fresno	4/27/2022	1,335	Sea Haven Fund
Ms. Florence Gilliam	4/27/2022	200	The Fund for Homeless Women Non-Endowed Fund
Ms. Janice Souza	4/27/2022	100	#liveforross:Safety Awareness & Vocational Education
Ms. Margaret A. Hansen	4/27/2022	100	The Fund for Homeless Women Non-Endowed Fund
MUFG Union Bank, N.A.	4/27/2022	200	Operating Fund
Stahl Family Charitable Fund at Fidelity	4/27/2022	1,000	Operating Fund
Chicago Title Company-4522	4/27/2022	6,953	Carmel Gives Fund
Alla Zeltser	4/28/2022	10	The Fund for Homeless Women Non-Endowed Fund
Dr. and Mrs. Phillip Silverstein	4/28/2022	2,002	The Fund for Homeless Women Non-Endowed Fund
khadija Mason	4/28/2022	250	The Fund for Homeless Women Non-Endowed Fund
Mr. & Mrs. Earl S. and Christina Cory	4/28/2022	50	Pacific Grove Public Library Foundation Fund
Mr. & Mrs. Michael and Michelle Zimmerman	4/28/2022	260	The Fund for Homeless Women Non-Endowed Fund
Mr. & Mrs. Michael and Michelle Zimmerman	4/28/2022	2,500	The Fund for Homeless Women Non-Endowed Fund
Mr. & Mrs. Shane and Joyce Hiura	4/28/2022	100	The Fund for Homeless Women Non-Endowed Fund
Mr. Bill McElyea	4/28/2022	500	The Fund for Homeless Women Non-Endowed Fund
Mr. Matthew Simis	4/28/2022	1,000	The Fund for Homeless Women Non-Endowed Fund
Mrs. Julie K. Drezner	4/28/2022	500	The Fund for Homeless Women Non-Endowed Fund
Mrs. Karin Strasser Kauffman	4/28/2022	354	The Fund for Homeless Women Non-Endowed Fund
Mrs. Linda Frederiksen	4/28/2022	1,000	The Fund for Homeless Women Non-Endowed Fund

COMMUNITY FOUNDATION FOR MONTEREY COUNTY
GIFTS - April 2022

Donor	Date	Amount	Fund
Mrs. Sheila Allaire	4/28/2022	1,000	The Fund for Homeless Women Non-Endowed Fund
Ms. Donna Ferraro	4/28/2022	1,000	The Fund for Homeless Women Non-Endowed Fund
Ms. Marian R. Penn	4/28/2022	310	The Fund for Homeless Women Non-Endowed Fund
Ms. Mary Dawson and Mickey Dawson	4/28/2022	2,850	The Fund for Homeless Women Non-Endowed Fund
Ms. Susan Ditzler	4/28/2022	1,000	The Fund for Homeless Women Non-Endowed Fund
Youth Music Monterey	4/28/2022	50,000	Youth Music Monterey Stewardship Fund
Estate of Mrs. Robert Stanton	4/28/2022	6,485	The Fund for Monterey County
Eventbrite, Inc	4/28/2022	3,000	The Fund for Homeless Women Non-Endowed Fund
Mr. & Ms. Lori and Chad Calnon	4/29/2022	25	Traven Tapson Foundation
Mr. Johnny Apodaca	4/29/2022	50	The Fund for Homeless Women Non-Endowed Fund
Mrs. Laura N. Gularte	4/29/2022	100	Tom Grainger Memorial Fund
Ms. Alicia Gomez	4/29/2022	25	#liveforross:Safety Awareness & Vocational Education
Ms. Dianna B. Barron	4/29/2022	100	Traven Tapson Foundation
Ms. Janna L. Ottman	4/29/2022	100	The Fund for Homeless Women Non-Endowed Fund
Ms. Sarah Brogden	4/29/2022	200	Traven Tapson Foundation
Terra Candiloro	4/29/2022	20	#liveforross:Safety Awareness & Vocational Education
Fidelity Charitable - Anonymous	4/29/2022	1,000	The Fund for Homeless Women Non-Endowed Fund
Schwab Charitable - William & Sherry Young	4/29/2022	5,000	Fund for Homeless Women Administrative Fund
World Affairs Council of the Monterey Bay Area	4/29/2022	6,000	World Affairs Council Monterey Scholarship Fund
Austria Ryken	4/30/2022	100	#liveforross:Safety Awareness & Vocational Education
Mr. Ken Bender	4/30/2022	200	Traven Tapson Foundation
Mr. Michael Urquides	4/30/2022	250	#liveforross:Safety Awareness & Vocational Education
Ms. Debbie Ellisen	4/30/2022	500	Traven Tapson Foundation
Ms. Kimberly Evans	4/30/2022	100	Traven Tapson Foundation
Saleh Alsalahi	4/30/2022	300	#liveforross:Safety Awareness & Vocational Education

Total	973,889.74
--------------	-------------------

Interfund Gifts

COMMUNITY FOUNDATION FOR MONTEREY COUNTY
GIFTS - April 2022

Donor	Date	Amount	Fund
Community Foundation for Monterey County	4/8/2022	34,751.00	Operating Fund
Community Foundation for Monterey County	4/22/2022	100.00	Siembra Latinos Fund - Nonendowed
	Total	34,851	

Total Gifts	1,008,741
--------------------	------------------

Contribution & Bequest Receivable	Date	Amount	Fund
	Total Receivables	-	

COMMUNITY FOUNDATION FOR MONTEREY COUNTY
GRANTS - APRIL 2022

Grantee	Program Name	Granted	Date	Fund
ACTION Council of Monterey County	HHS VIDA October 2021 Work	17,695	4/8/2022	Community Health Literacy Program
ACTION Council of Monterey County	HHS VIDA January Work	139,384	4/8/2022	Community Health Literacy Program
American National Red Cross	Ukraine Relief	1,000	4/8/2022	Andrew & Phyllis D'Arrigo Fund 2
Arts Council for Monterey County	40th Anniversary Gala - Bronze Sponsor	1,000	4/8/2022	Carmel Gives Fund
Cal Poly Foundation	the Rick Antle Memorial Scholarship	25,000	4/8/2022	Antle Family Fund
California Institute of Technology	Fleming House Endowment Fund	10,000	4/8/2022	Fuhs Family Foundation Fund
Carmel Bach Festival	support of the July 15 fundraiser	5,000	4/8/2022	The Peter and Jackie Henning Fund
Carmel Cares	Scenic Pathway safety and erosion control improvements	10,000	4/8/2022	Carmel Gives Fund
Carmel Valley Manor	Carmel Valley Manor Foundation operation fund	3,000	4/8/2022	Carmel Valley Manor Foundation Stewardship Fund
Carmel Valley Manor	Northern California Retirement Homes Inc. operation fund	52,632	4/8/2022	Carmel Valley Manor Foundation Stewardship Fund
Center for Community Advocacy	general operating support	25,000	4/8/2022	Antle Family Fund
Chamber Music Monterey Bay	general operating support	500	4/8/2022	Huth Family Fund
County Of Monterey Administrative Office	Vaccine outreach campaign	20,000	4/8/2022	COVID-19 Collaborative - Packard Funding
Food Bank for Monterey County	general operating support	3,000	4/8/2022	Reese Family Fund
Gathering for Women-Monterey	general operating support	250	4/8/2022	Pass Thru Fund
GLIDE Foundation	general operating support	500	4/8/2022	Reese Family Fund
Hartnell College Foundation	the Don Crawford Memorial Fund	25,000	4/8/2022	Antle Family Fund
Hospice Giving Foundation	general operating support	5,000	4/8/2022	Collins Family Fund
KAZU-FM Radio 90.3	general operating support	500	4/8/2022	Huth Family Fund
KAZU-FM Radio 90.3	general operating support	500	4/8/2022	Reese Family Fund
KDFC	general operating support	500	4/8/2022	Huth Family Fund
King's College	\$3,500 scholarships to the best students selected by faculty	7,000	4/8/2022	Buccafurni-Lawrence Fund
KQED, Inc.	general operating support	500	4/8/2022	Huth Family Fund
KQED, Inc.	general operating support	500	4/8/2022	Reese Family Fund
Meals on Wheels of the Monterey Peninsula	general operating support	1,500	4/8/2022	Reese Family Fund
Monterey County Pops!	general operating support	500	4/8/2022	Huth Family Fund
Monterey County Surfers Foundation	Carmel Surfabout event to support the Salinas Surf Club	5,000	4/8/2022	Carmel Gives Fund
Monterey County Symphony Association	general operating support	500	4/8/2022	Huth Family Fund
Mount Saint Joseph Academy	\$3,500 scholarships to the best students selected by faculty	7,000	4/8/2022	Buccafurni-Lawrence Fund
Natividad Medical Foundation	The Agricultural Leadership Council	10,000	4/8/2022	Antle Family Fund
Naval Postgraduate School Foundation	Silver Sponsorship to Americas Heros Charity Golf Tournament	13,000	4/8/2022	The Carmel Realty Foundation
Orchestra in the Schools	general operating support	600	4/8/2022	Huth Family Fund
Pacific Repertory Theatre	general operating support	500	4/8/2022	Huth Family Fund
Pacific Repertory Theatre	Forest Theater Grand Opening Performance	5,000	4/8/2022	Carmel Gives Fund
Radio Club of Cupertino	general operating support, in recognition of the various shows	250	4/8/2022	Dewey Foundation Fund
Reed College	general operating support	5,000	4/8/2022	Reese Family Fund
Salvation Army of Salinas California	general operating support	25,000	4/8/2022	Antle Family Fund
Santa Clara University	general operating support, in recognition of various shows	5,000	4/8/2022	Cormorant Fund

COMMUNITY FOUNDATION FOR MONTEREY COUNTY
GRANTS - APRIL 2022

Grantee	Program Name	Granted	Date	Fund
Save The Children	Ukraine support	500	4/8/2022	Frank and Michelle Knight Family Fund
Society For The Prevention Of Cruelty To Animals Of Monte	\$1,000 for general operating support \$1,000 for wildlife center	2,000	4/8/2022	Reese Family Fund
Springfield College	the Bugbee Family Pavilion	1,250	4/8/2022	Global Student Leadership Fund
St. Luke's Lutheran Church and School	general operating support	600	4/8/2022	Huth Family Fund
Team Rubicon	Ukraine assistance	500	4/8/2022	Frank and Michelle Knight Family Fund
Waves for Water Inc.	Ukraine Water project	500	4/8/2022	Frank and Michelle Knight Family Fund
York School	Raise the Paddle - Soiree by the Bay 2022	5,000	4/8/2022	Marsha McMahan Zelus Fund
ACTION Council of Monterey County	HHS VIDA February 2022 Work	130,066	4/22/2022	Community Health Literacy Program
Alliance On Aging Inc	general support	1,500	4/22/2022	Ausonio Family Fund
American Jewish Joint Distribution Committee	help people in the Ukraine	1,800	4/22/2022	Packer Family Foundation
American National Red Cross	Ukraine's relief efforts	250	4/22/2022	Tracy Gibbons Charitable Fund
American Society for the Prevention of Cruelty to Animals	general support	2,000	4/22/2022	Noorani Family Fund
Big Sur Land Trust	general operating support	1,000	4/22/2022	Neidel Family Fund
Calif. Womens Amateur Championship	general support	250	4/22/2022	Tracy Gibbons Charitable Fund
Carmel Cares	general support	20,000	4/22/2022	Carmel Cares Fund
Carmel Music Society	general operating support	1,000	4/22/2022	Neidel Family Fund
Central Coast Lighthouse Keepers	general operating support	2,500	4/22/2022	Neidel Family Fund
Central Coast VNA and Hospice	Withdrawal	368,000	4/22/2022	Central Coast VNA and Hospice, Inc. Stewardship Fund
Children of Fallen Patriots Foundation	general support	5,000	4/22/2022	Carmel Gives Fund
Church of the Larger Fellowship	general operating support	500	4/22/2022	Neidel Family Fund
Coalition of Homeless Services Providers	Summit on Homelessness	10,000	4/22/2022	General Endowment - Opportunity Fund
College Possible Oregon	general operating support	1,000	4/22/2022	Neumeier Taylor Foundation Fund
Conservancy for the Range of the Condor	Big Sur Firebreak Repair	30,000	4/22/2022	Monterey County Fire Relief Fund
Gateway Center of Monterey County Inc.	Gateway Center Without Walls Program	3,200	4/22/2022	General Endowment - Opportunity Fund
Gateway Center of Monterey County Inc.	Website Development	5,000	4/22/2022	General Endowment - Opportunity Fund
Gathering for Women-Monterey	sheltering the homeless	250	4/22/2022	Tracy Gibbons Charitable Fund
International Health Emissaries	general operating support Buy School desks and chairs in Guatem	1,400	4/22/2022	Marcia F. DeVoe Fund
Juvenile Diabetes Research Foundation International	general operating support	1,000	4/22/2022	Lehman Family Fund
Live Like Geno Foundation, Inc.	Public relations and marketing support	3,743	4/22/2022	General Endowment - Opportunity Fund
Monterey Peninsula College Foundation	general operating support	1,000	4/22/2022	Lehman Family Fund
National Parks Conservation Association	general support	1,000	4/22/2022	Noorani Family Fund
Point Lobos Foundation	general operating support	2,000	4/22/2022	Neidel Family Fund
Scottish Fiddlers of California	annual draw	2,376	4/22/2022	Valley of the Moon Legacy Endowment Fund
Scottish Fiddlers of California	annual draw	9,889	4/22/2022	Learning Endowment Fund for Scottish Fiddlers of CA
Springfield College	the Bugbee Family Pavilion	1,250	4/22/2022	Global Student Leadership Fund
St. Jude Children's Research Hospital	general support	5,000	4/22/2022	Noorani Family Fund
United States Fund for UNICEF	support the people of Ukraine	250	4/22/2022	Joe Rock and Robin Venuti Family Fund
United States Fund for UNICEF	Ukraine's relief efforts	250	4/22/2022	Tracy Gibbons Charitable Fund

COMMUNITY FOUNDATION FOR MONTEREY COUNTY

GRANTS - APRIL 2022

Grantee	Program Name	Granted	Date	Fund
UWC-USA	general operating support	1,000	4/22/2022	Neidel Family Fund
Volunteers in Asia	general operating support	500	4/22/2022	Neidel Family Fund
World Central Kitchen, Inc.	Ukraine relief	2,000	4/22/2022	Amy Anderson and George Somero Fund
York School	general operating support	191	4/22/2022	Pass Thru Fund
		Total Grants		
		1,058,826		
Interfund Grants				
Community Foundation for Monterey County	OPEN to OPER	34,751	4/8/2022	Operating Endowment Fund
Community Foundation for Monterey County	GEN to SIEM	100	4/22/2022	The Fund for Monterey County
		Total Interfund Grants		
		34,851		
		Total Grants		
		1,093,677		