



*Here for Good*

**Community Foundation**  
for Monterey County

## **FINANCIAL STATEMENT**

**For the Eight Months Ended August 31, 2021**

**COMMUNITY FOUNDATION FOR MONTEREY COUNTY**  
**FINANCIAL REPORTS**  
**For the Eight Months Ended August 31, 2021**

**TABLE OF CONTENTS**

<b>Section I – Financial Reports</b>	Page(s)
Notes to Financial Statements	1 - 2
Statement of Financial Position	3 - 4
Statement of Activities	5 - 6
<b>Section II – Combined Operating Fund</b>	
Comparisons of Actual to Budget - Operating Fund	7
Operating Cash on Hand	8
<b>Section III – Fund Reports</b>	
Investment Holdings - Long Term Fund Portfolio	9
Investment Performance Report - Long Term Fund Portfolio	10 - 11
Investment Holdings - Medium Term Fund Portfolio	12
Investment Performance Report - Medium Term Fund Portfolio	13
Investment Holdings - ESG Fund Portfolio	14
Investment Performance Report - ESG Fund Portfolio	15
Investment Holdings - DRIM Portfolio	16
Investment Performance Report - DRIM Portfolio	17
Gifts Received – Current Month	18 - 21
Grants Approved – Current Month	22 - 27

## **Assets**

Total Assets through 8/31/2021 are \$373,305,043 a 23.79% increase since August 2020 and a 7.16% increase since December 2020. (p. 3)

## **Charitable Remainder Trusts (CRT) and Charitable Gift Annuities (CGA)**

The CRT and CGA funds have been adjusted to reflect the activity and balances per Kaspick & Company and the third-party account balances as of December 31, 2021. In August, Jean Duff established a \$75,000 CGA for the benefit of Margaret Ganopole. The remainder value is calculated at \$46,124.25 and will add to the Jean and Jim Duff Fund. Robert Haas established his 10th CGA with \$65,000. The remainder value is calculated at \$27,662.70 for the benefit of the Operating Fund. (p. 5)

## **Realized and Unrealized Gains and Losses on Investments**

Net year-to-date realized gains were \$5,421, and unrealized gains were \$30,816,694, for a total gain of \$30,822,115. (p. 6)

## **Operating Fund**

Total revenue was \$243,321 more than the budget, and total expenses were \$241,022 less than the budget. Unrealized gains were \$24,316 on the operating reserve held in the Medium-Term Fund portfolio and realized gains were \$5 on a stock gift to the operating fund. The PPP loan forgiveness is reflected as Other Income contributing to an actual net operating surplus of \$460,705 compared to a budgeted deficit of \$459,126. (p. 7)

**Note:** The Expendable Operating Cash-on-Hand is at 9.4 months, excluding the operating reserve of \$500,000, the building reserve of \$150,000, and includes the PPP Loan, which was fully forgiven March 31, 2021. (p. 8)

## **Portfolio Performance**

The market value of the Long-Term Fund portfolio at 8/31/2021 was \$311,665,273. The one-year Total Return for the Long-Term Endowment Portfolio was 21.8% compared to the Policy Index of 19.1%. (p. 9-11)

The market value of the Medium-Term Fund portfolio at 8/31/2021 was \$9,803,041. The one-year Total Return for the Medium-Term Endowment Portfolio was 10.9% compared to the Policy Index of 9.7%. (p. 12-13)

The market value of the ESG Fund portfolio at 8/31/2021 was \$5,705,660. The one-year Total Return for the ESG Portfolio was 17.2% compared to the Policy Index of 17.4%. (p. 14-15)

The market value of the DRIM Fund portfolio at 8/31/2021 was \$3,655,913. The one-year Total Return for the DRIM Portfolio was 29.3% compared to the Policy Index of 63.7%. Due to the timing of the DRIM reports, there is a one-month lag in the performance reporting. (p. 16-17)

## **Special Program Funds**

Special Program Funds include: Center for Nonprofit Excellence funded by the David and Lucile Packard Foundation; the College Futures Foundation program, funded by the College Futures Foundation; the Salinas Leadership project, funded by the James Irvine Foundation; and the Monterey County Gives annual campaign.

Total Special Program revenue was \$3,371,321 and total expenses were \$8,687,436, which includes \$7,702,746 in grants from the 2020 Monterey County Gives campaign. (p. 5-6)

**Gifts, Pledges, Bequests, Future Funds Greater than \$25,000, and Grants**

Total new contributions for the month were \$641,997, including: (p. 18-22)

Donor	Date	Amount	Fund
Arkay Foundation	8/2/2021	30,000	The Fund for Homeless Women
International School of Monterey Foundation	8/6/2021	88,000	International School of Monterey Foundation Fund
Rancho Cielo	8/6/2021	33,000	Rancho Cielo Endowment Fund
Mrs. Jean Duff	8/9/2021	75,000	Charitable Gift Annuities
Church in the Forest	8/12/2021	90,000	Church in the Forest Fund for the Future
Mr. Robert Haas	8/12/2021	65,000	Charitable Gift Annuities
Mr. Bruce Taylor	8/16/2021	81,600	Taylor Farms Scholarship Fund

Grants to agencies for the month totaling \$3,273,908 were approved and recorded. (p. 23-30)

**COMMUNITY FOUNDATION FOR MONTEREY COUNTY**  
**STATEMENT OF FINANCIAL POSITION**  
**CONSOLIDATED - ALL FUNDS**  
For the Eight Months Ended August 31, 2021 and August 31, 2020

	<b><u>COMBINED OPERATING</u></b>	<b><u>SPECIAL PROGRAMS</u></b>	<b><u>ENDOWMENT</u></b>	<b><u>NON ENDOWED</u></b>	<b><u>BEQUEST, CRT RECEIVABLES</u></b>	<b><u>TOTAL August 31, 2021</u></b>	<b><u>TOTAL August 31, 2020</u></b>
<b>ASSETS</b>							
<b>Cash:</b>							
Cash & Cash Equivalents	3,181,596	3,081,757	0	5,213,046	0	11,476,399	7,349,235
Investments - Long Term Fund Portfolio	0	0	210,885,191	100,780,082	0	311,665,273	247,506,368
Investments - Medium Term Fund Portfolio	733,789	0	0	9,069,251	0	9,803,041	7,697,501
Investments - ESG Fund Portfolio	0	0	3,672,506	2,033,154	0	5,705,660	3,936,847
Separately Invested - DRIM Portfolio	0	0	0	3,655,913	0	3,655,913	2,487,824
Separately Invested - Pony Trust	0	326,549	0	0	0	326,549	331,311
<b>Total Cash &amp; Investments</b>	<b>3,915,385</b>	<b>3,408,306</b>	<b>214,557,697</b>	<b>120,751,446</b>	<b>0</b>	<b>342,632,834</b>	<b>269,309,086</b>
<b>Accounts Receivable:</b>							
Pledges & Contributions Receivable	0	0	4,000	12,750	889,929	906,679	30,134
Bequests & Remainder Interest	0	0	0	0	0	0	0
Due from OPER	0	0	1,074,525	0	0	1,074,525	1,146,281
Investment in an LLC	0	0	0	0	0	0	0
Charitable Remainder Trusts	0	0	0	0	22,321,703	22,321,703	24,998,118
Charitable Gift Annuities	0	0	0	0	4,520,833	4,520,833	4,167,870
<b>Total Accounts Receivable</b>	<b>0</b>	<b>0</b>	<b>1,078,525</b>	<b>12,750</b>	<b>27,732,466</b>	<b>28,823,741</b>	<b>30,342,403</b>
<b>Other Assets:</b>							
Prepaid Expenses	7,344	0	0	0	0	7,344	30,188
Property-Net of Depreciation	1,841,123	0	0	0	0	1,841,123	1,877,153
<b>Total Other Assets</b>	<b>1,848,467</b>	<b>0</b>	<b>0</b>	<b>0</b>	<b>0</b>	<b>1,848,467</b>	<b>1,907,340</b>
<b>TOTAL ASSETS</b>	<b>5,763,853</b>	<b>3,408,306</b>	<b>215,636,222</b>	<b>120,764,196</b>	<b>27,732,466</b>	<b>373,305,043</b>	<b>301,558,829</b>

**COMMUNITY FOUNDATION FOR MONTEREY COUNTY**  
**STATEMENT OF FINANCIAL POSITION**  
**CONSOLIDATED - ALL FUNDS**  
For the Eight Months Ended August 31, 2021 and August 31, 2020

	<b>COMBINED OPERATING</b>	<b>SPECIAL PROGRAMS</b>	<b>ENDOWMENT</b>	<b>NON ENDOWED</b>	<b>BEQUEST, CRT RECEIVABLES</b>	<b>TOTAL August 31, 2021</b>	<b>TOTAL August 31, 2020</b>
<b>LIABILITIES &amp; NET ASSETS</b>							
<b>Liabilities:</b>							
Grants Payable	0	150,738	482,249	607,146	0	1,240,133	1,702,588
Contingent Liabilities	0	0	0	0	16,283,259	16,283,259	17,827,256
Funds held as Agency Endowments	0	0	7,298,606	0	0	7,298,606	6,520,944
Funds held as Stewardship Funds	0	0	0	48,980,877	0	48,980,877	31,099,027
Payroll, Misc. and Accts Payable	1,209,457	8,764	0	0	0	1,218,221	1,683,266
<b>Total Liabilities</b>	<b>1,209,457</b>	<b>159,502</b>	<b>7,780,855</b>	<b>49,588,023</b>	<b>16,283,259</b>	<b>75,021,096</b>	<b>58,833,080</b>
<b>Net Assets:</b>							
Net Assets-Beginning Balance	4,093,691	8,564,097	187,812,660	59,130,323	12,358,644	271,959,415	230,335,563
Change in Net Assets - Current Year	460,705	(5,315,293)	20,042,707	12,045,850	(909,437)	26,324,532	12,390,186
<b>Total Net Assets</b>	<b>4,554,396</b>	<b>3,248,804</b>	<b>207,855,367</b>	<b>71,176,173</b>	<b>11,449,207</b>	<b>298,283,947</b>	<b>242,725,749</b>
<b>TOTAL LIABILITIES &amp; NET ASSETS</b>	<b>5,763,853</b>	<b>3,408,306</b>	<b>215,636,222</b>	<b>120,764,196</b>	<b>27,732,466</b>	<b>373,305,043</b>	<b>301,558,829</b>

**COMMUNITY FOUNDATION FOR MONTEREY COUNTY**  
**STATEMENT OF ACTIVITIES**  
**CONSOLIDATED - ALL FUNDS**  
**For the Eight Months Ended August 31, 2021 and August 31, 2020**

	<b><u>COMBINED OPERATING</u></b>	<b><u>SPECIAL PROGRAMS</u></b>	<b><u>ENDOWMENT</u></b>	<b><u>NON ENDOWED</u></b>	<b><u>BEQUEST, CRT RECEIVABLES</u></b>	<b><u>TOTAL August 31, 2021</u></b>	<b><u>TOTAL August 31, 2020</u></b>
<b>SUPPORT AND REVENUE:</b>							
Contributions	346,404	3,293,386	1,593,967	13,236,809	0	18,470,566	21,475,409
Interfund Gifts	48,051	60,000	47,527	565,211	0	720,789	2,034,713
Pledge Payments Received	0	0	0	2,392,303	0	2,392,303	467,910
Future Contributions-A/R-Pledge-CRT-CGA	0	0	0	0	89,405	89,405	38,078
Contributions Received via Bequest	60,389	0	2,433,015	0	0	2,493,403	4,555,567
Change in Value, Split Interest Trusts, Future Assets	0	0	0	0	1,532,685	1,532,685	3,345,837
Gain/Loss on Sale of Property	0	0	541,418	0	0	541,418	2,164
Income from Related Party (LLC)	0	0	0	0	0	0	0
Interest & Dividend Income	16,641	5,860	2,570,485	1,359,289	0	3,952,275	2,506,722
Administrative Fees	1,768,122	0	0	0	0	1,768,122	1,506,027
Fees from Special Projects	93,470	0	0	0	0	93,470	13,332
Workshop and Contract Service Income	576	0	0	0	0	576	23,813
Misc Income/Returned Grants	11,588	12,075	500	3,999	0	28,162	28,788
<b>Total Support and Revenue</b>	<b>2,345,240</b>	<b>3,371,321</b>	<b>7,186,912</b>	<b>17,557,610</b>	<b>1,622,090</b>	<b>32,083,173</b>	<b>35,998,360</b>
<b>EXPENSES:</b>							
<b>Operating Expenses and Distributions:</b>							
Salaries & Benefits	1,677,736	30,225	0	0	0	1,707,962	1,627,321
Administrative Costs	476,012	257,398	0	93,204	0	826,614	534,641
Occupancy Costs	102,300	0	0	0	0	102,300	118,001
Development Expenses	63,224	62,315	0	0	0	125,540	173,354
Board & Committee Expenses	750	0	0	0	0	750	1,499
<b>Total Operating Expenses</b>	<b>2,320,023</b>	<b>349,939</b>	<b>0</b>	<b>93,204</b>	<b>0</b>	<b>2,763,166</b>	<b>2,454,815</b>

**COMMUNITY FOUNDATION FOR MONTEREY COUNTY**  
**STATEMENT OF ACTIVITIES**  
**CONSOLIDATED - ALL FUNDS**  
For the Eight Months Ended August 31, 2021 and August 31, 2020

	<b><u>COMBINED OPERATING</u></b>	<b><u>SPECIAL PROGRAMS</u></b>	<b><u>ENDOWMENT</u></b>	<b><u>NON ENDOWED</u></b>	<b><u>BEQUEST, CRT RECEIVABLES</u></b>	<b><u>TOTAL August 31, 2021</u></b>	<b><u>TOTAL August 31, 2020</u></b>
<b>Grants and Grant Related Expenses:</b>							
Grants	0	8,190,715	4,496,448	13,868,653	0	26,555,816	19,126,241
Interfund Grants	0	40,930	317,425	362,434	0	720,789	2,034,713
Pledge Payments Paid	0	0	0	0	13,384	13,384	732,525
Bequests Payments/Transfers	0	0	2,378,918	0	2,482,668	4,861,586	4,282,310
Other Expenses	0	27,392	977	19,832	0	48,201	136,700
Other Payments/Transfers	0	0	(1,077,669)	1,077,669	0	0	0
Grant Related Expenses	0	0	0	0	0	0	25
Administrative Fees	0	78,460	1,274,885	456,272	35,474	1,845,092	1,506,027
Fees to Managers	235	0	122,683	61,206	0	184,124	194,393
<b>Total Grants and Grant Related Expenses</b>	<b>235</b>	<b>8,337,497</b>	<b>7,513,667</b>	<b>15,846,067</b>	<b>2,531,527</b>	<b>34,228,993</b>	<b>28,012,934</b>
 <b>Total Expenses and Grants</b>	 <b>2,320,258</b>	 <b>8,687,436</b>	 <b>7,513,667</b>	 <b>15,939,271</b>	 <b>2,531,527</b>	 <b>36,992,158</b>	 <b>30,467,749</b>
 <b>Excess of Revenues (Expenses)</b>							
Before Gains on Investments & Transfers	24,983	(5,316,115)	(326,755)	1,618,339	(909,437)	(4,908,986)	5,530,611
 <b>GAINS(LOSS) ON INVESTMENTS and Other Income:</b>							
Realized-Gain (Loss)	5	0	0	5,416	0	5,421	(5,560,813)
Unrealized-Gain(Loss)	24,316	822	20,369,462	10,422,095	0	30,816,694	12,420,388
Other Income	411,402					411,402	
 <b>Total Gain/(Loss) on Investments and Other Income:</b>	 <b>435,723</b>	 <b>822</b>	 <b>20,369,462</b>	 <b>10,427,511</b>	 <b>0</b>	 <b>31,233,517</b>	 <b>6,859,575</b>
 <b>Change in Net Assets</b>	 <b>460,705</b>	 <b>(5,315,293)</b>	 <b>20,042,707</b>	 <b>12,045,850</b>	 <b>(909,437)</b>	 <b>26,324,532</b>	 <b>12,390,186</b>
 <b>Net Assets Beginning of Year</b>	 <b>4,093,691</b>	 <b>8,564,097</b>	 <b>187,812,660</b>	 <b>59,130,323</b>	 <b>12,358,644</b>	 <b>271,959,415</b>	 <b>230,335,563</b>
 <b>Net Assets, End of Period</b>	 <b>4,554,396</b>	 <b>3,248,804</b>	 <b>207,855,367</b>	 <b>71,176,173</b>	 <b>11,449,207</b>	 <b>298,283,947</b>	 <b>242,725,749</b>



**COMMUNITY FOUNDATION FOR MONTEREY COUNTY**  
**Combined Operating Fund Budget vs. Actual**

For the Eight Months Ended August 31, 2021 and August 31, 2020

	Year-To-Date			YTD Actual 8/31/2020
	Actual	Budget	Variance	
<b>REVENUE</b>				
Contributions - Foundations	301,808	225,000	76,808	57,253
Contributions - Indiv/Corp	44,597	28,000	16,597	20,144
Contributions - Interfund	48,051	39,879	8,172	40,064
Bequests Received	60,389	53,900	6,489	99,581
Admin Fees	1,768,122	1,711,030	57,092	1,506,027
Special Project Fees	93,470	5,332	88,138	13,332
Workshops/Contracts	576	3,798	(3,222)	23,813
Miscellaneous Income	11,588	31,648	(20,060)	28,788
Interest and Dividends	16,641	3,332	13,309	25,540
<b>Total Revenue</b>	<b>2,345,240</b>	<b>2,101,919</b>	<b>243,321</b>	<b>1,814,544</b>
<b>EXPENSE</b>				
<b>Personnel</b>				
Salaries and Wages	1,296,321	1,367,126	(70,805)	1,277,803
Payroll Taxes	96,099	100,141	(4,042)	93,810
Insurance and Other Benefits	285,316	297,703	(12,387)	255,708
<b>Sub-total</b>	<b>1,677,736</b>	<b>1,764,970</b>	<b>(87,234)</b>	<b>1,627,321</b>
<b>Administrative</b>				
Supplies	10,715	14,500	(3,785)	13,581
Equip / Computer Maintenance	84,574	154,339	(69,765)	121,097
Bank Charges	7,308	10,000	(2,692)	10,110
Printing	16,956	18,000	(1,044)	10,999
Postage / Freight	9,694	17,350	(7,656)	15,158
Dues/Subscriptions	43,665	41,587	2,078	27,406
Services (legal, acct, consult)	201,417	167,766	33,651	137,600
D&O Insurance	0	2,800	(2,800)	2,783
Telecommunications	32,583	30,444	2,139	18,446
Conferences & Training	5,910	16,874	(10,964)	5,625
Miscellaneous	10,063	0	10,063	1,645
Depreciation	53,128	53,128	0	53,416
<b>Sub-total</b>	<b>476,012</b>	<b>526,788</b>	<b>(50,776)</b>	<b>417,867</b>
<b>Facilities</b>				
Property / Liability Insurance	11,305	11,425	(120)	11,758
Maintenance / Repairs	4,961	14,664	(9,703)	8,643
Janitorial & Landscaping	14,508	14,800	(292)	13,609
Rent	18,951	36,656	(17,705)	33,563
Mortgage, Interest & Property Taxes	29,391	29,390	1	31,242
Utilities	23,185	19,328	3,857	19,186
<b>Sub-total</b>	<b>102,300</b>	<b>126,263</b>	<b>(23,963)</b>	<b>118,001</b>
<b>Development, Program &amp; Staff</b>				
Donor Development	17,365	75,050	(57,685)	34,013
Advertising & Promotion	22,751	27,458	(4,707)	38,575
Mileage, Meals & Meetings	185	3,506	(3,322)	1,328
Workshops	1,315	3,925	(2,610)	25,774
Annual Meetings	8,894	0	8,894	1,080
75th Anniversary Expenses	0	0	0	8,290
Annual Report	7,940	29,185	(21,245)	28,461
Staff Recognition Expenses	4,775	1,900	2,875	3,320
Board & Committee Expenses	750	2,000	(1,250)	1,499
<b>Sub-total</b>	<b>63,974</b>	<b>143,024</b>	<b>(79,050)</b>	<b>142,339</b>
<b>Total Expenses</b>	<b>2,320,023</b>	<b>2,561,045</b>	<b>(241,022)</b>	<b>2,305,529</b>
<b>Net Income / (Loss) Before Investment Returns and Other Income</b>	<b>25,217</b>	<b>(459,126)</b>	<b>484,343</b>	<b>(490,985)</b>
Realized Gains/(Losses)	5	0	5	9,568
Unrealized Gains/(Losses)	24,316	0	24,316	29,768
Other Income	411,402	0	411,402	0
Investment Management Fee	235	0	235	224
<b>Net Income / (Loss) Including Investment Returns</b>	<b>460,705</b>	<b>(459,126)</b>	<b>919,831</b>	<b>(451,872)</b>

**COMMUNITY FOUNDATION FOR MONTEREY COUNTY**  
**Operating Cash on Hand and Reserves - August 2021**  
**With Projections through November 2021**

**Operating Cash on Hand:**

Cash & Cash Equivalents	3,915,385
Less: Liabilities, excluding future period loan payments	164,296
<b>Total Cash Available</b>	<b>3,751,090</b>

Add: Accounts Receivable	
Prepaid Expenses	7,344
<b>Total Accounts Receivable and Prepaid Expenses</b>	<b>7,344</b>

**Total Cash Expendable** **3,758,434**

**Restrictions on cash available**

Less: Building Reserve	(150,000)
Less: Board Restricted Operating Reserve	(500,000)
<b>Total Restricted Cash</b>	<b>(650,000)</b>

**Unrestricted cash available** **3,108,434**

<i>Estimated revenue-Next Quarter</i>	<b>870,366</b>
<i>Estimated spending-Next Quarter</i>	<b>(1,163,211)</b>

**Estimated unrestricted cash remaining** **2,815,589**

**BUDGET**

<b>Notes:</b>	<b><u>2021</u></b>
Annual Expenses excluding depreciation	3,500,360
Capital Expenses-Depreciation	80,130
<b>Total Cash needs</b>	<b>3,580,490</b>

(1) One month reserve	298,374
(2) Six-month reserve	1,790,245
(3) Number of months of expendable cash on hand	<b>9.4</b>

COMMUNITY FOUNDATION FOR MONTEREY COUNTY  
LONG TERM INVESTMENT PORTFOLIO  
Activity for the Month of: August 2021

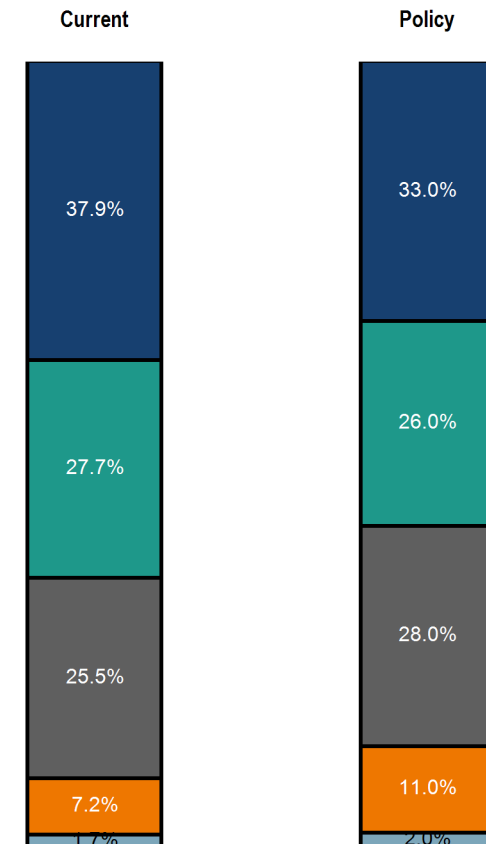
Market At Last Trade Date	Number of Shares	Code	Investment Account	Beginning Book	Beginning Market	Net Additions	Transfers	Interest & Dividends	Realized Gain(Loss)	Unrealized Gain(Loss)	Ending Book	Ending Market	Actual %	Board Policy
<b><u>CASH ACCOUNTS:</u></b>														
1.00	0.00	MS	Rabobank Endowment	329,884	329,884	144,245	0	0	0	0	478,295	478,295		
1.00	0	SWUXX	Schwab-MM/SWVXX	1,051,259	1,051,259	1,426	0	10	0	23	1,052,718	1,052,718		
1.00	0	SWUXX	Schwab Treasury-Cash	4,588,803	4,588,803	(800,000)	75,529	39	0	0	3,864,370	3,864,370		
			TOTAL CASH	5,969,945	5,969,945	(654,329)	75,529	48	0	23	5,395,382	5,395,382	1.7%	2.0%
<b><u>BOND ACCOUNTS:</u></b>														
14.43	1,828,886.97	DODIX	Dodge & Cox Income	25,222,151	26,427,417	0	0	0	0	(36,578)	25,222,151	26,390,839	8.5%	8.4%
12.11	2,677,974.66	JCBUX	JP Morgan Core Bond	31,814,172	32,537,392	0	(61,379)	61,379	0	(107,119)	31,814,172	32,430,273	10.4%	11.2%
29.14	365,138.67	VAIPX	Vanguard Inflation	10,094,912	10,651,095	0	0	0	0	(10,954)	10,094,912	10,640,141	3.4%	3.8%
10.97	905,625.84	VFSUX	Vanguard Short Term	9,695,177	9,952,828	0	(14,149)	14,149	0	(18,113)	9,695,177	9,934,715	3.2%	3.6%
			TOTAL BONDS	76,826,413	79,568,732	0	(75,529)	75,529	0	(172,763)	76,826,413	79,395,968	25.5%	27.0%
			TOTAL FIXED INC.	82,796,358	85,538,677	(654,329)	0	75,577	0	(172,740)	82,221,796	84,791,351	27.2%	29.0%
<b><u>ALTERNATIVE INVESTMENTS:</u></b>														
1,463.27	6,431.43	ASB	ASB Capital Management, LLC	8,600,000	9,556,989	0	0	0	0	0	8,600,000	9,556,989	3.1%	3.0%
48.50	113,148.39	DFREX	DFA Real Estate	3,457,214	5,374,549	0	0	0	0	113,148	3,457,214	5,487,697	1.8%	6.0%
153.91	35,680.91	VGSLX	Vanguard REIT Index	3,870,222	5,376,042	0	0	0	0	115,606	3,870,222	5,491,649	1.8%	2.0%
			TOTAL ALTERNATIVE	15,927,436	20,307,580	0	0	0	0	228,755	15,927,436	20,536,334	6.6%	11.0%
<b><u>COMMUNITY IMPACT INVESTMENTS:</u></b>														
			CA FarmLink	375,000	750,000	0	0	0	0	0	375,000	750,000	0.24%	0.9%
			Opportunity Fund	1,000,000	1,000,000	0	(4,166)	4,166	0	0	1,000,000	1,000,000	0.32%	1.1%
			TOTAL CII	1,375,000	1,750,000	0	(4,166)	4,166	0	0	1,375,000	1,750,000	0.56%	2.0%
<b><u>SMALL CAP:</u></b>														
112.37	96,594.00	IJR	iShares-S&P 600 Index	2,674,584	10,650,454	0	0	0	0	203,813	2,674,584	10,854,268	3.5%	3.0%
			TOTAL SMALL CAP	2,674,584	10,650,454	0	0	0	0	203,813	2,674,584	10,854,268	3.5%	3.0%
<b><u>MID CAP:</u></b>														
275.07	28,148.00	IJH	iShares-S&P 400 Index	1,366,803	7,591,797	0	0	0	0	150,873	1,366,803	7,742,670	2.5%	2.0%
			TOTAL MID CAP	1,366,803	7,591,797	0	0	0	0	150,873	1,366,803	7,742,670	2.5%	2.0%
<b><u>LARGE CAP:</u></b>														
245.16	54,858.95	DODGX	Dodge & Cox Stock Fund	7,429,054	13,056,978	0	0	0	0	392,241	7,429,054	13,449,219	4.3%	5.0%
163.09	61,368.00	IWD	iShares Russell 1000 Value	4,942,157	9,817,039	0	0	0	0	191,468	4,942,157	10,008,507	3.2%	4.0%
74.79	387,862.65	TRLGX	T Rowe Price	7,276,444	28,337,245	0	0	0	0	671,002	7,276,444	29,008,248	9.3%	5.0%
395.95	119,297.99	VINIX	Vanguard Index 500	18,194,954	45,843,831	0	0	0	0	1,392,208	18,194,954	47,236,039	15.2%	13.0%
			TOTAL LARGE CAP	37,842,608	97,055,093	0	0	0	0	2,646,920	37,842,608	99,702,013	32.0%	27.0%
<b><u>INTERNATIONAL:</u></b>														
71.86	285,166.61	AEPFX	EuroPacific	12,529,026	19,821,931	0	0	0	0	670,142	12,529,026	20,492,073	6.6%	5.0%
23.57	426,993.73	DFISX	DFA Int'l Small Co. Portfolio	7,955,743	9,863,555	0	0	0	0	200,687	7,955,743	10,064,242	3.2%	3.0%
48.75	400,808.66	DODFX	Dodge & Cox International	13,915,008	19,230,800	0	0	0	0	308,623	13,915,008	19,539,422	6.3%	6.0%
16.85	1,109,945.85	VTMGX	Vanguard Developed Mkts	12,965,120	18,447,300	0	0	0	0	255,288	12,965,120	18,702,588	6.0%	6.0%
52.23	334,871.00	VWO	Vanguard FTSE Emerging	13,005,253	17,115,257	0	0	0	0	375,056	13,005,253	17,490,312	5.6%	6.0%
			TOTAL INT'L	60,370,149	84,478,843	0	0	0	0	1,809,794	60,370,149	86,288,637	27.7%	26.0%
			TOTAL EQUITIES	118,181,581	220,083,767	0	0	0	0	5,040,155	118,181,581	226,873,922	66.2%	60.0%
			GRAND TOTALS	200,977,940	305,622,444	(654,329)	0	75,577	0	4,867,415	200,403,377	311,665,273	100.0%	100.0%

# Long-Term Portfolio

## Executive Summary - Preliminary (Net of Fees)

Period Ending: August 31, 2021

	Market Value	% of Portfolio	1 Mo	QTD	YTD	1 Yr	3 Yrs	5 Yrs	10 Yrs		Current	%	Policy	%
<b>Total Fund</b>	<b>311,732,563</b>	<b>100.0</b>	<b>1.6</b>	<b>2.0</b>	<b>11.9</b>	<b>21.8</b>	<b>10.5</b>	<b>10.2</b>	<b>8.5</b>					
<i>Policy Index</i>			1.5	2.0	10.4	19.1	10.4	9.8	8.2					
<i>60% MSCI ACWI/40% Bloomberg US Aggregate</i>			1.4	2.3	9.2	16.8	11.5	10.3	8.6					
<b>Domestic Equity</b>	<b>118,298,951</b>	<b>37.9</b>	<b>2.6</b>	<b>3.9</b>	<b>22.4</b>	<b>36.4</b>	<b>17.1</b>	<b>18.5</b>	<b>--</b>					
Vanguard Institutional Index I	47,236,039	15.2	3.0	5.5	21.6	31.1	18.0	18.0	16.3					
S&P 500			3.0	5.5	21.6	31.2	18.1	18.0	16.3					
T. Rowe Price Large-Cap Growth Fund - I Class	29,008,248	9.3	2.4	4.7	22.2	31.6	24.3	26.6	20.8					
Russell 1000 Growth			3.7	7.2	21.1	28.5	24.6	24.4	19.4					
Dodge & Cox Stock	13,449,219	4.3	3.0	2.3	29.0	50.9	14.3	16.3	15.4					
Russell 1000 Value			2.0	2.8	20.3	36.4	11.5	11.7	13.0					
iShares Russell 1000 Value Index ETF	10,008,507	3.2	2.0	2.8	20.2	36.2	11.3	11.5	12.8					
Russell 1000 Value			2.0	2.8	20.3	36.4	11.5	11.7	13.0					
iShares S&P Midcap 400 Index Fund ETF	7,742,670	2.5	2.0	2.4	20.3	44.7	12.1	13.7	13.8					
S&P 400 MidCap			1.9	2.3	20.3	44.8	12.2	13.7	13.9					
iShares S&P Small Cap 600 Index ETF	10,854,268	3.5	1.9	-0.5	22.8	53.7	9.1	14.2	14.6					
S&P 600 SmallCap			2.0	-0.4	23.0	54.0	9.2	14.3	14.7					
<b>International Equity</b>	<b>86,288,637</b>	<b>27.7</b>	<b>2.1</b>	<b>0.4</b>	<b>10.0</b>	<b>28.1</b>	<b>10.2</b>	<b>10.5</b>	<b>--</b>					
Dodge & Cox International Stock	19,539,422	6.3	1.6	-0.5	11.6	31.5	7.1	8.0	6.8					
MSCI ACWI ex USA Gross			1.9	0.3	9.7	25.4	9.9	10.4	7.1					
MSCI ACWI ex USA Value			1.5	-0.3	11.4	28.6	5.1	7.1	4.6					
American Funds Europacific Growth F2	20,492,073	6.6	3.4	1.8	8.4	27.8	14.5	13.3	9.7					
MSCI ACWI ex USA Gross			1.9	0.3	9.7	25.4	9.9	10.4	7.1					
MSCI ACWI ex USA Growth			2.3	0.7	7.3	21.1	13.3	12.5	8.3					
Vanguard Developed Market Index Adm	18,702,588	6.0	1.4	1.9	12.1	28.4	9.7	10.2	7.8					
Spliced Vanguard Developed Markets Index			1.6	2.1	12.1	28.1	9.5	10.1	7.7					
DFA International Small Company I	10,064,242	3.2	2.0	4.0	16.6	36.1	9.5	10.9	9.0					
MSCI World ex USA Small Cap			2.7	4.2	14.6	33.1	10.5	11.7	9.1					
Vanguard FTSE Emerging Markets ETF	17,490,312	5.6	2.2	-3.8	4.9	20.9	10.4	9.8	4.5					
Spliced Vanguard Emerging Markets Stock Index			3.1	-3.3	5.4	21.3	10.7	9.9	4.7					
<b>Domestic Fixed Income</b>	<b>\$79,395,968</b>	<b>25.5%</b>												
<b>Alternatives</b>	<b>\$22,353,625</b>	<b>7.2%</b>												
<b>Cash and Equivalents</b>	<b>\$5,395,382</b>	<b>1.7%</b>												
<b>Total</b>	<b>\$311,732,563</b>	<b>100.0%</b>												








The Policy Index consists of the following: 28% S&P 500, 2% S&P 400 Mid Cap, 3% S&P Small Cap 600, 17% MSCI ACWI Ex US, 3% MSCI EAFE Small Cap, 6% MSCI Emerging Markets Free, 20% Bloomberg US Aggregate, 4% Bloomberg US 1-5 Yr Credit, 4% Bloomberg US TIPS, 3% FTSE NAREIT, 6% NCREIF ODCE Net, 2% Annualized Return, 2% 91-Day Treasury Bills. Schwab cash values reflect transactions in transit as provided by CFMC. Gresham TAP liquidated 5/29/2020. DFA Emerging Markets liquidated 5/14/2020. All data is preliminary.

# Long-Term Portfolio

## Executive Summary - Preliminary (Net of Fees)

Period Ending: August 31, 2021

	Market Value	% of Portfolio	1 Mo	QTD	YTD	1 Yr	3 Yrs	5 Yrs	10 Yrs		Current	%	Policy	%	
											Domestic Equity	\$118,298,951	37.9%	\$102,871,746	33.0%
Domestic Fixed Income	79,395,968	25.5	-0.1	1.0	0.6	2.2	5.9	3.8	--		International Equity	\$86,288,637	27.7%	\$81,050,467	26.0%
Dodge & Cox Income	26,390,839	8.5	-0.1	0.7	0.1	2.3	6.4	4.3	4.3		Domestic Fixed Income	\$79,395,968	25.5%	\$87,285,118	28.0%
Bloomberg US Aggregate TR			-0.2	0.9	-0.7	-0.1	5.4	3.1	3.2		Alternatives	\$22,353,625	7.2%	\$34,290,582	11.0%
JP Morgan Core Bond R6	32,430,273	10.4	-0.1	0.9	-0.1	1.3	5.9	3.5	3.5		Cash and Equivalents	\$5,395,382	1.7%	\$6,234,651	2.0%
Bloomberg US Aggregate TR			-0.2	0.9	-0.7	-0.1	5.4	3.1	3.2		Total	\$311,732,563	100.0%	\$311,732,563	100.0%
Vanguard Short-Term Investment Grade Adm	9,934,715	3.2	0.0	0.4	0.6	1.6	4.1	2.8	2.6						
Bloomberg US Credit 1-5 Yr TR			-0.1	0.3	0.3	1.2	4.3	2.9	2.7						
Vanguard Inflation-Protected Securities Adm	10,640,141	3.4	-0.1	2.4	4.1	5.4	7.2	4.5	3.1						
Bloomberg US TIPS TR			-0.2	2.5	4.3	5.6	7.3	4.6	3.2						
Alternatives	22,353,625	7.2	1.0	3.2	15.1	18.5	3.9	3.8	--						
ASB Capital Management	9,624,279	3.1	0.0	0.0	4.4	5.1	3.9	4.2	8.3						
NCREIF ODCE Net			0.0	0.0	5.6	7.1	4.6	5.6	8.6						
DFA Real Estate Securities I	5,487,697	1.8	2.1	6.7	30.0	37.2	13.5	9.0	11.3						
Wilshire REIT			1.9	7.1	31.5	40.6	11.3	7.6	10.6						
Vanguard Real Estate Index Adm	5,491,649	1.8	2.2	6.7	29.5	37.7	13.2	8.4	10.9						
Spliced Vanguard Real Estate Index			2.2	6.7	29.6	37.9	13.3	8.5	11.0						
Wilshire REIT			1.9	7.1	31.5	40.6	11.3	7.6	10.6						
Community Impact Investments	1,750,000	0.6	0.0	0.0	0.7	2.0	--	--	--						
CA FarmLink	750,000	0.2	0.0	0.0	0.0	1.8	--	--	--						
2.5% Annualized Return Index			0.2	0.4	1.7	2.5	--	--	--						
Opportunity Fund	1,000,000	0.3	0.0	0.0	1.3	2.1	--	--	--						
2.5% Annualized Return Index			0.2	0.4	1.7	2.5	--	--	--						
Cash and Equivalents	5,395,382	1.7	0.0	0.0	0.0	0.0	0.3	0.4	--						
Schwab Value Advantage Money Premier	1,052,718	0.3	0.0	0.0	0.0	0.0	0.4	0.2	0.1						
First National Cash	0	0.0	0.0	0.0	0.0	0.0	0.0	0.0	--						
Rabobank Endowment	478,295	0.2	0.0	0.0	0.0	0.0	0.0	0.0	--						
Schwab Cash	3,864,370	1.2	0.0	0.0	0.0	0.0	0.4	0.4	0.2						
91 Day T-Bills			0.0	0.0	0.0	0.0	1.1	1.1	0.6						

Current

37.9%

27.7%

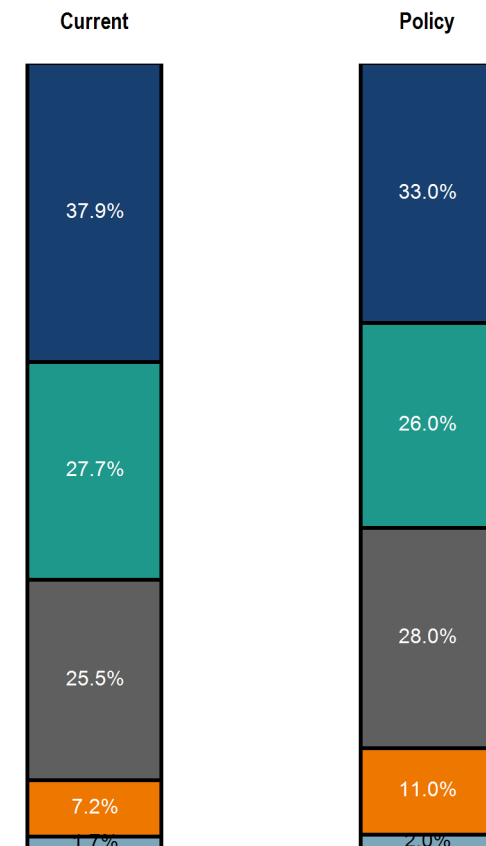
25.5%

Policy

33.0%

26.0%

28.0%



The Policy Index consists of the following: 28% S&P 500, 2% S&P 400 Mid Cap, 3% S&P Small Cap 600, 17% MSCI ACWI Ex US, 3% MSCI EAFE Small Cap, 6% MSCI Emerging Markets Free, 20% Bloomberg US Aggregate, 4% Bloomberg US 1-5 Yr Credit, 4% Bloomberg US TIPS, 3% FTSE NAREIT, 6% NCREIF ODCE Net, 2% Annualized Return, 2% 91-Day Treasury Bills. Schwab cash values reflect transactions in transit as provided by CFMC. CA FarmLink and Opportunity Fund funded 1/31/2019. Gresham TAP liquidated 5/29/2020. DFA Emerging Markets liquidated 5/14/2020. All data is preliminary. ASB Market Value as of 6/30/2021.

COMMUNITY FOUNDATION FOR MONTEREY COUNTY  
MEDIUM-TERM PORTFOLIO  
Activity for the Month of: August 2021

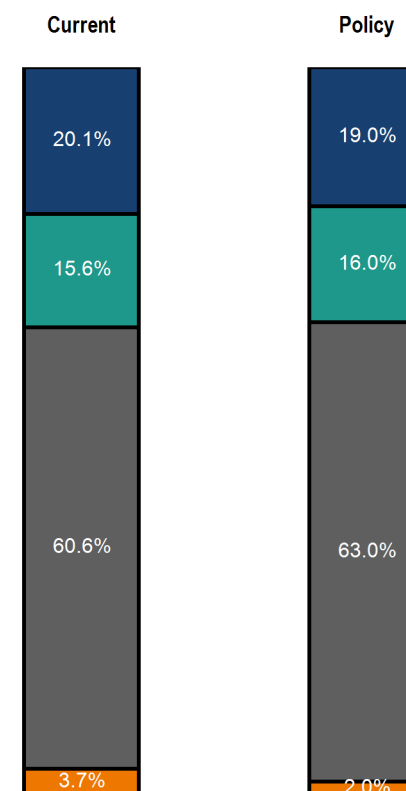
Market At Last Trade Date	Number of Shares	Code	Investment Account	Beginning Book	Beginning Market	Net Additions	Transfers	Interest & Dividends	Realized Gain(Loss)	Unrealized Gain(Loss)	Ending Book	Ending Market	Actual %	Board Policy
<u>CASH ACCOUNTS:</u>														
0.00	0.00	SWUXX	Schwab - Cash	845,513	845,513	(483,677)	5,211	7	0	0	367,047	367,047		
			TOTAL CASH	845,513	845,513	(483,677)	5,211	7	0	0	367,047	367,047	3.7%	0.0%
<u>BOND ACCOUNTS:</u>														
14.43	156,476.25	DODIX	Dodge & Cox Income Fund	2,077,777	2,160,894	100,000	0	0	0	(2,942)	2,177,777	2,257,952	23.0%	25.0%
10.97	130,423.84	VFSUX	Vanguard Short Term	1,102,378	1,132,557	300,000	(1,788)	1,788	0	(1,807)	1,402,378	1,430,750	14.6%	15.0%
11.39	197,850.48	VBTLX	Vanguard Total Bond Market Index	2,050,890	2,161,100	100,000	(3,416)	3,416	0	(7,583)	2,150,890	2,253,517	23.0%	25.0%
			TOTAL BONDS	5,231,046	5,454,551	500,000	(5,204)	5,204	0	(12,332)	5,731,046	5,942,219	60.6%	65.0%
			TOTAL FIXED INC.	6,076,559	6,300,063	16,323	7	5,211	0	(12,332)	6,098,093	6,309,266	64.4%	65.0%
<u>DOMESTIC:</u>														
208.22	9,442.38	VTNR	Vanguard Russell 3000	1,138,868	1,910,950	0	0	0	0	55,144	1,138,868	1,966,093	20.1%	19.0%
			TOTAL DOMESTIC	1,138,868	1,910,950	0	0	0	0	55,144	1,138,868	1,966,093	20.1%	19.0%
<u>INTERNATIONAL:</u>														
71.86	21,259.14	AEPFX	EuroPacific	1,071,695	1,477,723	0	0	0	0	49,959	1,071,695	1,527,682	15.6%	16.0%
			TOTAL INTERNATIONAL	1,071,695	1,477,723	0	0	0	0	49,959	1,071,695	1,527,682	15.6%	16.0%
			TOTAL EQUITIES	2,210,563	3,388,673	0	0	0	0	105,103	2,210,563	3,493,775	35.6%	35.0%
			GRAND TOTALS	8,287,121	9,688,736	16,323	7	5,211	0	92,771	8,308,655	9,803,041	100.0%	100.0%

# Medium Term Fund

## Executive Summary - Preliminary (Net of Fees)

Period Ending: August 31, 2021

	Market Value	% of Portfolio	1 Mo	QTD	YTD	1 Yr	3 Yrs	5 Yrs	10 Yrs		Current	%	Policy	%
<b>Total Fund</b>	<b>9,803,041</b>	<b>100.0</b>	<b>1.0</b>	<b>1.6</b>	<b>5.0</b>	<b>10.9</b>	<b>9.1</b>	<b>7.4</b>	<b>--</b>					
<i>Policy Index</i>			0.7	1.4	4.8	9.7	8.4	7.1	6.2					
<b>Domestic Equity</b>	<b>1,966,093</b>	<b>20.1</b>	<b>2.9</b>	<b>4.6</b>	<b>20.3</b>	<b>33.1</b>	<b>17.8</b>	<b>17.8</b>	<b>--</b>					
Vanguard Russell 3000	1,966,093	20.1	2.9	4.6	20.3	33.1	17.8	17.8	16.0					
<i>Russell 3000</i>			2.9	4.6	20.4	33.0	17.9	18.0	16.2					
<b>International Equity</b>	<b>1,527,682</b>	<b>15.6</b>	<b>3.4</b>	<b>1.8</b>	<b>8.4</b>	<b>27.8</b>	<b>14.5</b>	<b>13.3</b>	<b>--</b>					
American Funds Europacific Growth F2	1,527,682	15.6	3.4	1.8	8.4	27.8	14.5	13.3	9.7					
<i>MSCI ACWI ex USA Gross</i>			1.9	0.3	9.7	25.4	9.9	10.4	7.1					
<b>Domestic Fixed Income</b>	<b>5,942,219</b>	<b>60.6</b>	<b>-0.1</b>	<b>0.8</b>	<b>0.0</b>	<b>1.3</b>	<b>5.5</b>	<b>3.5</b>	<b>--</b>					
Vanguard Total Bond Market Index	2,253,517	23.0	-0.2	1.0	-0.7	0.1	5.5	3.1	3.2					
Dodge & Cox Income	2,257,952	23.0	-0.1	0.7	0.1	2.3	6.4	4.3	4.3					
<i>Bloomberg US Aggregate TR</i>			-0.2	0.9	-0.7	-0.1	5.4	3.1	3.2					
Vanguard Short-Term Investment Grade Adm	1,430,750	14.6	0.0	0.4	0.6	1.6	4.1	2.8	2.6					
<i>Bloomberg US Credit 1-5 Yr TR</i>			-0.1	0.3	0.3	1.2	4.3	2.9	2.7					
<b>Cash and Equivalents</b>	<b>367,047</b>	<b>3.7</b>	<b>0.0</b>	<b>0.0</b>	<b>0.0</b>	<b>0.0</b>	<b>0.1</b>	<b>0.2</b>	<b>--</b>					
Schwab Cash	367,047	3.7	0.0	0.0	0.0	0.0	0.1	0.2	--					
<i>91 Day T-Bills</i>			0.0	0.0	0.0	0.0	1.1	1.1	0.6					
<b>Total</b>	<b>\$9,803,041</b>	<b>100.0%</b>									<b>\$9,803,041</b>	<b>100.0%</b>	<b>\$9,803,041</b>	<b>100.0%</b>



Policy Index: 19% Russell 3000, 16% MSCI ACWI Ex US, 48% Bloomberg US Aggregate, 15% Bloomberg 1-5 Year Gov/Credit, 2% 91 Day T-Bill. Medium Pool portfolio funded 5/13/2016. Fund performance has been backfilled and represents actual performance for periods shown. All data is preliminary.

COMMUNITY FOUNDATION FOR MONTEREY COUNTY  
ESG FUND PORTFOLIO  
Activity for the Month of: August 2021





Market At Last Trade Date	Number of Shares	Code	Investment Account	Beginning Book	Beginning Market	Net Additions	Transfers	Interest & Dividends	Realized Gain(Loss)	Unrealized Gain(Loss)	Ending Book	Ending Market	Actual %	Board Policy
<u>CASH ACCOUNTS:</u>														
		SWUXX	Schwab - Cash	920,006	920,006	(653,591)	2,615	7	0	0	269,037	269,037	4.7%	0.0%
<u>BOND ACCOUNTS:</u>														
10.72	198,446.60	TSBIX	TIAA Social Choice Bond Fund	1,744,791	1,832,481	300,000	(2,615)	2,615	0	(5,134)	2,044,791	2,127,348	37.3%	40.0%
<u>DOMESTIC EQUITY:</u>														
29.74	64,216.04	TISCX	TIAA Social Choice Equity Fund	1,163,785	1,789,498	70,000	0	0	0	50,287	1,233,785	1,909,785	33.5%	35.0%
<u>INTERNATIONAL EQUITY:</u>														
13.81	101,338.87	TSOX	TIAA Social Choice International	899,233	1,138,087	230,000	0	0	0	31,403	1,129,233	1,399,490	24.5%	25.0%
GRAND TOTAL				3,807,810	4,760,067	600,000	(2,615)	2,615	0	76,555	4,407,810	5,705,660	100%	100%

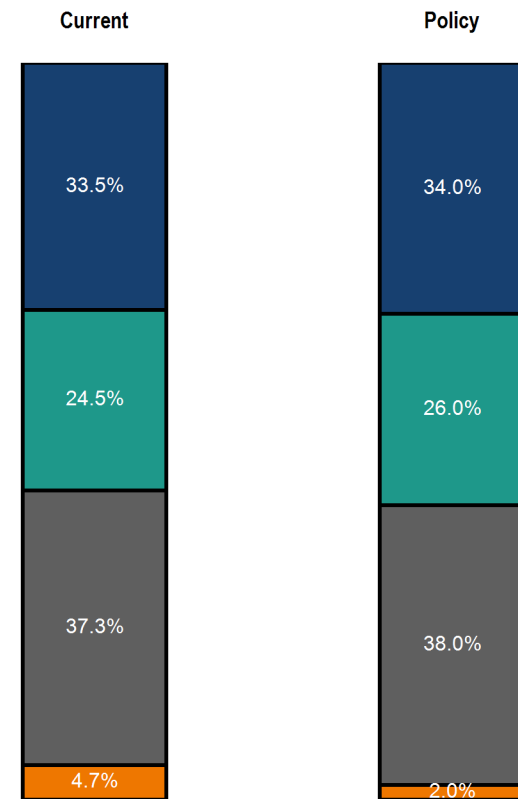


# ESG Portfolio

## Executive Summary - Preliminary (Net of Fees)

Period Ending: August 31, 2021

	Market Value	% of Portfolio	1 Mo	QTD	YTD	1 Yr	3 Yrs	5 Yrs	10 Yrs		Current	%	Policy	%
<b>Total Fund</b>	<b>5,705,660</b>	<b>100.0</b>	<b>1.3</b>	<b>2.3</b>	<b>9.5</b>	<b>17.2</b>	<b>10.5</b>	<b>9.7</b>	<b>--</b>	 Domestic Equity	\$1,909,785	33.5%	\$1,939,924	34.0%
<i>Policy Index</i>			1.4	2.6	9.5	17.4	11.0	10.1	9.0	 International Equity	\$1,399,490	24.5%	\$1,483,471	26.0%
<b>Domestic Equity</b>	<b>1,909,785</b>	<b>33.5</b>	<b>2.7</b>	<b>4.2</b>	<b>20.8</b>	<b>33.4</b>	<b>18.2</b>	<b>18.0</b>	<b>--</b>	 Domestic Fixed Income	\$2,127,348	37.3%	\$2,168,151	38.0%
TIAA CREF Social Choice Equity Fund	1,909,785	33.5	2.7	4.2	20.8	33.4	18.2	17.8	15.6	 Cash and Equivalents	\$269,037	4.7%	\$114,113	2.0%
<i>Russell 3000</i>			2.9	4.6	20.4	33.0	17.9	18.0	16.2					
<b>International Equity</b>	<b>1,399,490</b>	<b>24.5</b>	<b>2.5</b>	<b>3.3</b>	<b>11.6</b>	<b>27.1</b>	<b>10.0</b>	<b>10.0</b>	<b>--</b>	<b>Total</b>	<b>\$5,705,660</b>	<b>100.0%</b>	<b>\$5,705,660</b>	<b>100.0%</b>
TIAA CREF Social Choice International Equity Fund	1,399,490	24.5	2.5	3.3	11.6	27.1	10.0	10.1	--					
<i>MSCI EAFE Gross</i>			1.8	2.5	12.0	26.6	9.5	10.2	7.8					
<b>Domestic Fixed Income</b>	<b>2,127,348</b>	<b>37.3</b>	<b>-0.1</b>	<b>0.9</b>	<b>0.0</b>	<b>1.4</b>	<b>5.6</b>	<b>3.7</b>	<b>--</b>					
TIAA CREF Social Bond Fund	2,127,348	37.3	-0.1	0.9	0.0	1.4	5.6	3.6	--					
<i>Bloomberg US Aggregate TR</i>			-0.2	0.9	-0.7	-0.1	5.4	3.1	3.2					
<b>Cash and Equivalents</b>	<b>269,037</b>	<b>4.7</b>	<b>0.0</b>	<b>0.0</b>	<b>0.0</b>	<b>0.0</b>	<b>0.2</b>	<b>--</b>	<b>--</b>					
Schwab Cash	269,037	4.7	0.0	0.0	0.0	0.0	0.2	--	--					
<i>91 Day T-Bills</i>			0.0	0.0	0.0	0.0	1.1	1.1	0.6					



Policy Index: 34% Russell 3000, 26% MSCI EAFE, 38% Bloomberg US Aggregate, 2% 91 Day T-Bill. ESG Pool portfolio funded 9/29/2016. Fund performance has been backfilled and represents actual performance for periods shown. All data is preliminary.

COMMUNITY FOUNDATION FOR MONTEREY COUNTY

DRIM INVESTMENT PORTFOLIO

Activity for the Month of: August 2021

Market At Last Trade Date	Number of Shares	Code	Investment Account	Beginning Book	Beginning Market	Net Additions	Transfers	Interest & Dividends	Realized Gain(Loss)	Unrealized Gain(Loss)	Ending Book	Ending Market	Actual %
<b>CASH ACCOUNTS:</b>													
			Schwab - Cash	355,419	355,419	405,550	2,204	3	0	0	763,176	763,176	
			<b>TOTAL CASH</b>	<b>355,419</b>	<b>355,419</b>	<b>405,550</b>	<b>2,204</b>	<b>3</b>	<b>0</b>	<b>0</b>	<b>763,176</b>	<b>763,176</b>	<b>20.9%</b>
<b>EQUITIES</b>													
75.98	1,800.00	FIX	Comfort Systems USA	100,349	134,550	0	(216)	216	0	2,214	100,349	136,764	3.7%
103.02	3,000.00	FN	Fabrinet	149,560	283,560	0	0	0	0	25,500	149,560	309,060	8.5%
74.66	2,000.00	ROCK	Gibraltar Industries	100,099	149,360	0	0	0	0	(40)	100,099	149,320	4.1%
60.37	12,600.00	HASI	Hannon Armstrong	480,868	715,680	0	0	0	0	44,982	480,868	760,662	20.8%
239.19	750.00	HELE	Helen of Troy, LTD	103,793	167,543	0	0	0	0	11,850	103,793	179,393	4.9%
160.33	2,500.00	LGIH	LGI Homes, Inc.	103,437	427,250	0	0	0	0	(26,425)	103,437	400,825	11.0%
40.47	8,656.00	SHOO	Madden Steven, LTD	340,858	379,392	0	0	0	0	(29,084)	340,858	350,308	9.6%
105.65	1,900.00	NVEE	NV5 Global, Inc.	138,054	180,500	0	0	0	0	20,235	138,054	200,735	5.5%
82.94	2,000.00	WNS	WNS Holdings, LTD	96,064	164,680	0	0	0	0	1,200	96,064	165,880	4.5%
79.93	3,000.00	NEP	Nextera Energy Partners, LP	136,772	232,590	0	(1,988)	1,988	0	7,200	136,772	239,790	6.6%
168.98	0.00	GLD	SPDR Gold	384,013	407,568	(405,550)	0	0	(2,018)	0	(23,555)	0	0.0%
			<b>TOTAL EQUITIES</b>	<b>2,133,867</b>	<b>3,242,673</b>	<b>(405,550)</b>	<b>(2,204)</b>	<b>2,204</b>	<b>(2,018)</b>	<b>57,632</b>	<b>1,726,299</b>	<b>2,892,737</b>	
<b>GRAND TOTALS</b>													
				<b>2,489,286</b>	<b>3,598,092</b>	<b>0</b>	<b>0</b>	<b>2,207</b>	<b>(2,018)</b>	<b>57,632</b>	<b>2,489,475</b>	<b>3,655,913</b>	<b>100.0%</b>

# DRIM Review 7/31/2021



## Neumeier Poma Investment Counsel (market value \$3,598,092)

### PERFORMANCE

	1 MO	YTD	1 YR	SINCE INCEPTION (6/26/18)
DRIM Provider	0.6%	13.5%	29.3%	13.2%
Policy Index (Russell 2000 Value)	-3.6%	22.1%	63.7%	8.32%
Foundation	0.4%	10.1%	24.2%	--

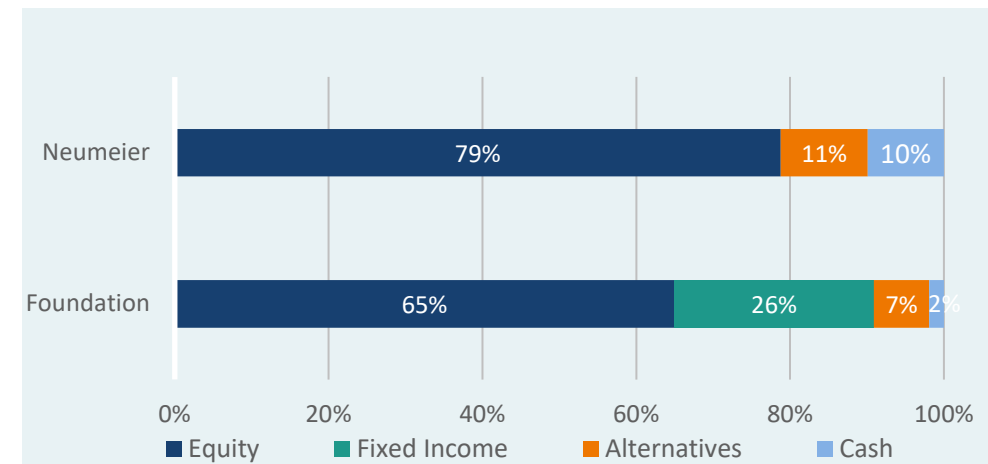
### LARGEST HOLDINGS

	WEIGHT	% GAIN/LOSS
Hannon Armstrong	19.9%	145.1%
LGI Homes Inc	11.9%	313.1%
SPDR Gold Trust	11.3%	13.3%
Steven Madden	10.5%	142.4%
Money Market Fund	9.9%	--
Fabrinet	7.9%	89.6%

### ASSET ALLOCATION VS. MIN/MAX RANGE

ASSET CLASS	CURRENT	MIN	MAX
Equities	78.8%	70%	90%
Fixed Income	0%	0%	0%
Alternatives	11.3%	0%	10%
Cash & Equivalents	9.9%	10%	30%

### ASSET ALLOCATION VS. FOUNDATION



Donor fund inception date: 6/26/2018. Returns 1 year and longer are annualized.

Note: During a quarterly review, the investment committee will also generally have the DRIM providers report for expanded detail.

**COMMUNITY FOUNDATION FOR MONTEREY COUNTY**  
**GIFTS - August 2021**

<b>Donor</b>	<b>Date</b>	<b>Amount</b>	<b>Fund</b>
Mr. Charles C. Miller and Pinney L. Allen	8/2/2021	2,000	Casa Amesti Garden and House Fund
Arkay Foundation	8/2/2021	30,000	The Fund for Homeless Women
Mr. & Ms. Gary and Judith Simon	8/2/2021	100	Operating Fund
Mr. & Mrs. Kenneth and Sally Ann Sikes	8/2/2021	300	Operating Fund
Arkay Foundation	8/2/2021	5,000	Fund for Homeless Women Administrative Fund
Old Republic Title Company	8/2/2021	938	Sea Haven Fund
Old Republic Title Company	8/2/2021	1,065	Sea Haven Fund
Old Republic Title Company	8/2/2021	1,236	Sea Haven Fund
Mr. & Mrs. Marvin and Grace Borzini	8/2/2021	4,000	Southern Monterey County Foundation
Ms. Penelope Lockhart	8/3/2021	1,000	The Fund for Monterey County
Old Republic Title Company	8/3/2021	899	Sea Haven Fund
Old Republic Title Company	8/3/2021	1,383	Sea Haven Fund
Old Republic Title Company	8/3/2021	1,902	Sea Haven Fund
Bassetti Farms, LLC	8/3/2021	2,000	Southern Monterey County Foundation
Church Brothers, LLC	8/3/2021	7,504	Church Brothers-True Leaf Farms Scholarship Fund
Luinda Dayak	8/5/2021	100	Caste Action Alliance Scholarship Fund
Wine Artisans of the Santa Lucia Highlands	8/5/2021	1,500	COVID-19 Relief Fund
Southampton Row Trust-Charities Aid Foundation	8/5/2021	1,426	The Fund for Monterey County
Groza Construction	8/5/2021	400	Maija, Eva and Cody West Family Fund
Old Republic Title Company	8/6/2021	1,308	Carmel Gives Fund
International School of Monterey Foundation	8/6/2021	88,000	International School of Monterey Foundation Fund
Rancho Cielo	8/6/2021	33,000	Rancho Cielo Endowment Fund
Ms. Tami Sojka	8/8/2021	250	Caste Action Alliance Scholarship Fund
Mrs. Jean Duff	8/9/2021	75,000	Charitable Gift Annuities
Carmel Woman's Club	8/9/2021	4,500	Carmel Woman's Club Scholarship Endowment Fund
Estate of Mrs. Robert Stanton	8/9/2021	117	The Fund for Monterey County
Estate of Mrs. Robert Stanton	8/9/2021	216	The Fund for Monterey County
St. Timothy Foundation, Inc.	8/9/2021	1,000	The Fund for Homeless Women

**COMMUNITY FOUNDATION FOR MONTEREY COUNTY**  
**GIFTS - August 2021**

<b>Donor</b>	<b>Date</b>	<b>Amount</b>	<b>Fund</b>
The McSherry Group, LLC	8/9/2021	2,500	Northern Monterey County Foundation
Ms. Ellen McEwen and Tom Leduc	8/9/2021	100	Operating Fund
Ms. Barbara Santry	8/9/2021	200	Operating Fund
Mr. & Mrs. Richard J. and Margaret Pagnillo	8/9/2021	6,000	Pass Thru Fund
Old Republic Title Company	8/9/2021	907	Sea Haven Fund
Old Republic Title Company	8/9/2021	1,001	Sea Haven Fund
Ms. Mary Ellen Ferguson	8/9/2021	250	Siembra Latinos Fund
United Way Monterey County	8/10/2021	99	Northern Monterey County Foundation
Mrs. Bonnie Nielsen	8/11/2021	25	The Fund for Monterey County
Mr. Robert Slade	8/11/2021	50	The Fund for Monterey County
Mr. & Mrs. Andrew H. and Katherine A. Gabelman	8/11/2021	5,000	The Morse Foundation Stewardship Fund
Old Republic Title Company	8/11/2021	914	Sea Haven Fund
Mr. & Mrs. Rob and Allie Cullen	8/11/2021	1,000	Southern Monterey County Foundation
Mr. Robert Haas	8/12/2021	65,000	Charitable Gift Annuities
Church in the Forest	8/12/2021	90,000	Church in the Forest Fund for the Future
Mr. & Mrs. Michael and Gloria Ipson	8/12/2021	5,000	Ipson-Tully Cal Memorial Scholarship Fund
Mr. & Mrs. Manuel and Susan Osorio	8/12/2021	83	Northern Monterey County Foundation
Mr. John Day	8/13/2021	10	The Fund for Homeless Women
Bright Funds	8/13/2021	3	Monterey County Fire Relief Fund
Ms. Mary McCarthy	8/13/2021	25	Operating Fund
Mr. Fabio Bazzani	8/13/2021	4,300	Pass Thru Fund
Community Foundation for Monterey County	8/13/2021	1,500	Julie Conrad Donor Advised Fund
Mr. & Mrs. John and Janet Buttgereit	8/13/2021	1,000	Southern Monterey County Foundation
Anonymous	8/14/2021	500	The Fund for Homeless Women
Dr. Christine E. Sleeter	8/14/2021	500	Fund for Homeless Women Administrative Fund
Mr. & Mrs. Earl Wayne and Linda Cruzan	8/15/2021	85	Monterey Public Library Fund
Mr. Benjamin Sloss	8/16/2021	100	Monterey County Fire Relief Fund
Old Republic Title Company	8/16/2021	924	Sea Haven Fund

**COMMUNITY FOUNDATION FOR MONTEREY COUNTY**  
**GIFTS - August 2021**

<b>Donor</b>	<b>Date</b>	<b>Amount</b>	<b>Fund</b>
Old Republic Title Company	8/16/2021	950	Sea Haven Fund
Old Republic Title Company	8/16/2021	1,036	Sea Haven Fund
Mr. Bruce Taylor	8/16/2021	81,600	Taylor Farms Scholarship Fund
Central Coast VNA and Hospice	8/17/2021	0.28	Central Coast VNA and Hospice, Inc. Stewardship Fund
Ms. Janet L. Shing	8/18/2021	50	College Futures Monterey County Fund
Ms. Janet L. Shing	8/18/2021	150	Julie Conrad Donor Advised Fund
Ms. Jennifer Lim	8/19/2021	50	Gabilan Hope Scholarship Fund
Anonymous	8/19/2021	20,303	Operating Fund
Ms. Marilyn Schultz	8/20/2021	50	Weston Call Fund for Big Sur - Nonendowed
Ms. Robin Venuti	8/20/2021	20	Girls' Health in Girls' Hands Scholarship Fund
Anonymous	8/20/2021	1,000	Northern Monterey County Foundation
Rhesus Inc.	8/23/2021	300	The Carmel Realty Foundation
The Arnold Team, LLC	8/23/2021	300	The Carmel Realty Foundation
Mr. & Mrs. Michael Gulett and Rebecca Fuller	8/23/2021	300	The Carmel Realty Foundation
Mr. & Mrs. Robert and Stacey Profeta	8/23/2021	300	The Carmel Realty Foundation
Mrs. Maria J. Finkle	8/23/2021	300	The Carmel Realty Foundation
Mr. & Ms. Jeffrey and Kimberly DiBenedetto	8/23/2021	300	The Carmel Realty Foundation
Ms. Mary Bell	8/23/2021	300	The Carmel Realty Foundation
Mr. Frank Murphy	8/23/2021	150	Operating Fund
Ms. Jeanne Milnes	8/24/2021	25	Whitney Elisabeth Grummon Memorial Scholarship Fund
Anonymous	8/24/2021	2,000	The Fund for Homeless Women Non-Endowed Fund
Ms. Erica Padilla-Chavez	8/24/2021	250	Monterey County Tolerance and Acceptance Fund
Fidelity Charitable - Anonymous	8/24/2021	1,000	Operating Fund
Mr. & Mrs. George and Jo White, Jr.	8/25/2021	25,000	Casa Amesti House and Garden Endowment
Mr. & Mrs. Kerry and Olivia Straine	8/25/2021	5,000	Casa de Noche Buena Special Purpose Fund
Mr. James M. Neuman	8/25/2021	200	The Fund for Monterey County
Schwab Charitable - Brown Family Fund	8/25/2021	1,000	Operating Fund
Ms. Gayle D. Darrigo	8/26/2021	25	The Fund for Homeless Women Non-Endowed Fund

**COMMUNITY FOUNDATION FOR MONTEREY COUNTY**  
**GIFTS - August 2021**

<b>Donor</b>	<b>Date</b>	<b>Amount</b>	<b>Fund</b>
Tottino Family Trust	8/26/2021	5,000	Northern Monterey County Foundation - Nonendowed
Fidelity Charitable - Stahl Family Charitable Fund	8/26/2021	1,000	Operating Fund
Estate of Mrs. Robert Stanton	8/27/2021	4,342	The Fund for Monterey County
Dr. & Mrs. Conrad F. and Sarah L. Newberry	8/27/2021	20	The Fund for Homeless Women Non-Endowed Fund
Mr. Earl S. Cory	8/28/2021	50	Pacific Grove Public Library Foundation Fund
Mr. Johnny Apodaca	8/29/2021	50	The Fund for Homeless Women Non-Endowed Fund
Mr. Robert R. Gallaway	8/30/2021	1,000	Casa Amesti House and Garden Endowment
Mr. & Mrs. R. Lawrence and Sharon Bacon	8/30/2021	2,500	Casa Amesti House and Garden Endowment
Dr. & Mrs. Geoffrey and Jan Goodwin White	8/30/2021	5,000	Casa Amesti House and Garden Endowment
Schwab Charitable - Gorman Charity Fund	8/30/2021	250	Casa de Noche Buena Special Purpose Fund
Chicago Title Company	8/30/2021	1,031	Carmel Gives Fund
Silicon Valley Community Foundation-Sloo Family Fund	8/30/2021	500	Monterey County Fire Relief Fund
Ms. Robin Venuti	8/30/2021	1,073	Joe Rock and Robin Venuti Family Fund
Community Foundation Santa Cruz County - Samuel Wright	8/31/2021	25,000	Casa Amesti House and Garden Endowment

<b>Total</b>	<b>641,997</b>
--------------	----------------

**Interfund Gifts**

Community Foundation for Monterey County	8/13/2021	100	Casa de Noche Buena Special Purpose Fund
Community Foundation for Monterey County	8/13/2021	16,000	College Futures Monterey County Fund
Community Foundation for Monterey County	8/13/2021	86,662	College Futures Monterey County Fund
Community Foundation for Monterey County	8/13/2021	31,000	The Fund for Monterey County
Community Foundation for Monterey County	8/13/2021	50,000	Monterey County Gives!
Community Foundation for Monterey County	8/13/2021	150	Monterey County Fire Relief Fund
Community Foundation for Monterey County	8/27/2021	50,000	College Futures Monterey County Fund

<b>Total</b>	<b>233,912</b>
--------------	----------------

<b>Total Gifts</b>	<b>875,909</b>
--------------------	----------------

**COMMUNITY FOUNDATION FOR MONTEREY COUNTY**

**GRANTS - AUGUST 2021**

<b>Grantee</b>	<b>Program Name</b>	<b>Granted</b>	<b>Date</b>	<b>Fund</b>
Monterey Bay Aquarium Foundation	general operating support	100,000	8/13/2021	The Landreth Family Fund
Carmel Valley Manor	Northern California Retirement Homes Inc. operation	46,644	8/13/2021	Carmel Valley Manor Foundation Stewardship Fund
Carmel Valley Manor	Carmel Valley Manor Foundation operation fund	3,000	8/13/2021	Carmel Valley Manor Foundation Stewardship Fund
All Saints Episcopal Church	Roof Replacement Fund	1,000	8/13/2021	Carmel Gives Fund
Monterey County Symphony Association	to support youth tickets to the summer concert series	2,000	8/13/2021	Carmel Gives Fund
Carmel Cares	in support of CERT Trailer Fund, Scenic Pathway & Park	11,000	8/13/2021	Carmel Gives Fund
American Red Cross of Northern California	restricted to western states fire relief	10,000	8/13/2021	Andrew & Phyllis D'Arrigo Fund 2
St. Luke's Lutheran Church and School	in support of the School Building Program	1,000	8/13/2021	Huth Family Fund
Pacific Grove Public Library Foundation	withdrawal	13,640	8/13/2021	Pacific Grove Public Library Fund for the Future
Golden Oldies Cat Rescue	general operating support	500	8/13/2021	John and Kristina Magill Fund
Rancho Cielo	general operating support	1,000	8/13/2021	John and Kristina Magill Fund
Community Human Services	general operating support	100,000	8/13/2021	Noorani Family Fund
Enacte Arts	general operating support	5,000	8/13/2021	Noorani Family Fund
Noorani Dance	general operating support	50,000	8/13/2021	Noorani Family Fund
Canticle Farm	general operating support	5,000	8/13/2021	Smith Family Alliance Fund
Future Citizens Foundation - The First Tee of Monterey	the Pay It Forward Program	20,000	8/13/2021	The Peter and Jackie Henning Fund
Montage Health Foundation	general operating support	250	8/13/2021	Rick and Tonya Antle Fund
Arts Council for Monterey County	for LEAP grant	2,500	8/13/2021	Anonymous Fund
Los Gatos-Saratoga Observation Nursery School	Teacher's fund	500	8/13/2021	Terman and Borreson Family Fund
The Tower Foundation San Jose State University	Library research scholars program, priority for iSchool students	5,000	8/13/2021	Terman and Borreson Family Fund
Playful People Productions	programs, equipment, materials.	500	8/13/2021	Terman and Borreson Family Fund
The Tower Foundation San Jose State University	to support the Spartan Food pantry for SJSU students in need	1,000	8/13/2021	Terman and Borreson Family Fund
Moraga Education Foundation	general operating support	900	8/13/2021	Mahoney/Peterson Family Fund
SPCA of Monterey County	general operating support	5,000	8/13/2021	The Benjamin Family Foundation
Big Sur Land Trust	general operating support	5,000	8/13/2021	The Benjamin Family Foundation
Peace of Mind Dog Rescue	general operating support	3,000	8/13/2021	The Benjamin Family Foundation
Direct Relief	equitable access to COVID-19 vaccines	5,000	8/13/2021	Karen Judkins and Steven Wade Fund
Doctors Without Borders	general operating support	5,000	8/13/2021	Karen Judkins and Steven Wade Fund
Feeding America	general operating support	5,000	8/13/2021	Karen Judkins and Steven Wade Fund
Unitarian Universalist Service Committee	general operating support	2,000	8/13/2021	Karen Judkins and Steven Wade Fund
Arizona Community Foundation	Disaster Relief Fund; support to recent fires and flooding	500	8/13/2021	Karen Judkins and Steven Wade Fund
Oregon Community Foundation	Community Rebuilding Fund; support to recent fires/flooding	500	8/13/2021	Karen Judkins and Steven Wade Fund
North Valley Community Foundation	Wildfire Relief and Recovery Fund; fires and flooding	500	8/13/2021	Karen Judkins and Steven Wade Fund
First Nations Development Institute	general operating support	1,000	8/13/2021	Karen Judkins and Steven Wade Fund
Sierra Club Foundation	general operating support	200	8/13/2021	Karen Judkins and Steven Wade Fund
Food Bank for Monterey County	general operating support	300	8/13/2021	Karen Judkins and Steven Wade Fund
Youth Arts Collective (YAC)	general operating support	150	8/13/2021	Karen Judkins and Steven Wade Fund



**COMMUNITY FOUNDATION FOR MONTEREY COUNTY**

**GRANTS - AUGUST 2021**

<b>Grantee</b>	<b>Program Name</b>	<b>Granted</b>	<b>Date</b>	<b>Fund</b>
Pacific Repertory Theatre	general operating support	150	8/13/2021	Karen Judkins and Steven Wade Fund
Whales of Guerrero	general operating support	200	8/13/2021	Karen Judkins and Steven Wade Fund
Asperger Autism Network	general operating support	100	8/13/2021	Karen Judkins and Steven Wade Fund
Americans United for the Separation of Church and State	general operating support	100	8/13/2021	Karen Judkins and Steven Wade Fund
California Bluegrass Association	general operating support	100	8/13/2021	Karen Judkins and Steven Wade Fund
University Corporation at Monterey Bay	in support of the OLLI program,	500	8/13/2021	Renee Franken Giving Fund
The Citizens Foundation - USA	general operating support	1,400,000	8/13/2021	Noorani Family Fund
Peace of Mind Dog Rescue	general operating support	20,000	8/13/2021	Anonymous Fund
University of Southern California	Catalina Perez-Montejano	7,000	8/13/2021	Margaret and Seba Bronson Scholarship Fund
CSU Monterey Bay	Alondra Vanessa Mendoza Garcia	17,000	8/13/2021	Joel and Dena Gambord Nursing Scholarship
CSU Monterey Bay	Candace Smith	12,000	8/13/2021	Joel and Dena Gambord Nursing Scholarship
CSU Monterey Bay	Jessica Montes	5,000	8/13/2021	Joel and Dena Gambord Nursing Scholarship
Monterey Peninsula College	Hala Al Saidali	500	8/13/2021	Dr. Roger and Kate Bartels Memorial Scholarship Fund
Monterey Peninsula College	Grace Azevedo	1,000	8/13/2021	James Bliss & Annette Sward Scholarship Fund
Monterey Peninsula College	Cary Costa	1,000	8/13/2021	James Bliss & Annette Sward Scholarship Fund
Monterey Peninsula College	Vanessa Furman	1,000	8/13/2021	James Bliss & Annette Sward Scholarship Fund
Monterey Peninsula College	Jordan Giammanco	1,000	8/13/2021	James Bliss & Annette Sward Scholarship Fund
Monterey Peninsula College	Jenna Gunter	1,000	8/13/2021	James Bliss & Annette Sward Scholarship Fund
Monterey Peninsula College	áLindsey Hunt	1,000	8/13/2021	James Bliss & Annette Sward Scholarship Fund
Monterey Peninsula College	Albert Marjon Ison	1,000	8/13/2021	James Bliss & Annette Sward Scholarship Fund
Monterey Peninsula College	Susie Kim	1,000	8/13/2021	James Bliss & Annette Sward Scholarship Fund
Monterey Peninsula College	Elsy Montano Duran	1,000	8/13/2021	James Bliss & Annette Sward Scholarship Fund
Monterey Peninsula College	Tram Nguyen	1,000	8/13/2021	James Bliss & Annette Sward Scholarship Fund
Monterey Peninsula College	Cherina Von Stummá	1,000	8/13/2021	James Bliss & Annette Sward Scholarship Fund
Monterey Peninsula College	Ethan Joshua Lo	1,000	8/13/2021	James Bliss & Annette Sward Scholarship Fund
UC Merced	Sarai Changolla-Hernandez	4,000	8/13/2021	College Futures Monterey County Fund
Hartnell College	Andrea Esmeralda Martinez	1,500	8/13/2021	College Futures Monterey County Fund
Hartnell College	Diego Reyes Nava	1,500	8/13/2021	College Futures Monterey County Fund
UC Santa Barbara	Emily Santillan	4,000	8/13/2021	College Futures Monterey County Fund
UC Santa Cruz	Isabella Maria Vasquez	4,000	8/13/2021	College Futures Monterey County Fund
Hartnell College	Kiriratanak Vong	1,500	8/13/2021	College Futures Monterey County Fund
Cal Poly, San Luis Obispo	Samantha Rae Pesl Hansen	4,000	8/13/2021	College Futures Monterey County Fund
Hartnell College	Bryan Salvador Cardenas	1,500	8/13/2021	College Futures Monterey County Fund
CSU Monterey Bay	Jose Bryan Majano	4,000	8/13/2021	College Futures Monterey County Fund
UC Davis	Brian Lopez	5,000	8/13/2021	Raymond H. Costa Family Scholarship Fund
CSU Monterey Bay	Mohamed Tawfiq Abdulla	5,000	8/13/2021	Raymond H. Costa Family Scholarship Fund
Santa Barbara City College	Eden S Laine	750	8/13/2021	Carmel Valley Women's Club Scholarship Fund

**COMMUNITY FOUNDATION FOR MONTEREY COUNTY**

**GRANTS - AUGUST 2021**

<b>Grantee</b>	<b>Program Name</b>	<b>Granted</b>	<b>Date</b>	<b>Fund</b>
Texas Southern University	Jhailyn Dominique Bryant	10,000	8/13/2021	Drezner Family Scholarship Fund
CSU Monterey Bay	Sonia Molinero Martinez	10,000	8/13/2021	Drezner Family Scholarship Fund
UC Santa Barbara	Ryan Wiedermann	750	8/13/2021	Matthew Paul Finnigan Memorial Scholarship Fund
CSU Los Angeles	Andre Siu	2,000	8/13/2021	Matthew Paul Finnigan Memorial Scholarship Fund
UC Santa Cruz	Rosa Angela Sanchez Garcia	2,000	8/13/2021	Girls' Health in Girls' Hands Scholarship Fund
University of Colorado Boulder	Tyler Bianchi	1,000	8/13/2021	Whitney Elisabeth Grummon Memorial Scholarship Fund
CSU Monterey Bay	Jovany Remijio	3,000	8/13/2021	Jess Harrison Family Scholarship Fund
Cal Poly, San Luis Obispo	Allyssa Rose Anthony	1,000	8/13/2021	Henry Hibino Memorial Scholarship Fund
CSU Monterey Bay	Miguel Gomez	5,000	8/13/2021	Henry Hibino Memorial Scholarship Fund
CSU Monterey Bay	Adriana Isabela Vazquez Campa	5,000	8/13/2021	Rotary Club of Monterey Martin/Hurd Scholarship Fund
Oglethorpe University	Alexander Iniakova	3,000	8/13/2021	Men's Golf Association at Quail Scholarship Fund
CSU Monterey Bay	Alexis Garcia Rosales	6,000	8/13/2021	The Morse Foundation Scholarship Fund
CSU Monterey Bay	Alexis Jo Marcuson	6,000	8/13/2021	The Morse Foundation Scholarship Fund
American River college	Christian Ramirez	1,500	8/13/2021	The Morse Foundation Scholarship Fund
Cornell University	Nina Rosa Locklar	4,260	8/13/2021	The Morse Foundation Scholarship Fund
UC Berkeley	Ronan Daniel Loberg	400	8/13/2021	Robert Hattori Nakamura Memorial Scholarship Fund
UC Davis	Sarah H Graessley	400	8/13/2021	Robert Hattori Nakamura Memorial Scholarship Fund
CSU Monterey Bay	Alma Mishelle Leon Morales	2,500	8/13/2021	Libby Oliver Scholarship Fund
Wheaton College	Molly Momberger	9,000	8/13/2021	Richard Scott Reynolds Science & Technology Fund
CSU Sacramento	Leopoldo Barriga	2,500	8/13/2021	Sharon Heights Golf & Country Club Scholarship Fund
CSU Monterey Bay	Jovany Remijio	800	8/13/2021	Charles Joseph Watts Scholarship Fund
Hartnell College	Ana Guadalupe Alfaro-Garcia	500	8/13/2021	Church Brothers-True Leaf Farms Scholarship Fund
CSU Monterey Bay	Cesar Pablo Avila	1,000	8/13/2021	Church Brothers-True Leaf Farms Scholarship Fund
UC Merced	Emely Paola Cruz	1,000	8/13/2021	Church Brothers-True Leaf Farms Scholarship Fund
Hartnell College	Katya Michelle Hernandez Trejo	500	8/13/2021	Church Brothers-True Leaf Farms Scholarship Fund
The University of Alabama in Huntsville	Melissa Gonzalez-Fuentes	1,000	8/13/2021	Church Brothers-True Leaf Farms Scholarship Fund
San Jose State University	Denise Virgen	4,000	8/13/2021	Raymond H. Costa Family Scholarship Fund
CSU Monterey Bay	Fabian Quintana Medina	6,000	8/13/2021	The Morse Foundation Scholarship Fund
San Jose State University	Denise Virgen	2,000	8/13/2021	Girls' Health in Girls' Hands Scholarship Fund
Gathering for Women-Monterey	Gathering for Women-Monterey	12,000	8/13/2021	Elke Junger Making a Difference Fund
First Night Monterey	Greenfield Cultural Arts Program	4,000	8/13/2021	Siembra Latinos Fund
Salinas Community Science Workshop	Salinas Community Science Workshop: Saturday Science	3,000	8/13/2021	Siembra Latinos Fund
Digital NEST	to support youth members addressing community needs	3,000	8/13/2021	Siembra Latinos Fund
Santa Cruz Community Ventures	economic recovery of rural Monterey County Latinos	5,000	8/13/2021	Siembra Latinos Fund
King City Boxing Club	provide positive activities for youth in King City	3,000	8/13/2021	Siembra Latinos Fund
YWCA Monterey County	Youth Education and Advocacy	5,000	8/13/2021	Siembra Latinos Fund
Hartnell College Foundation	Teacher Pathway Program (Aug 2021 - Dec 2023)	123,544	8/13/2021	Teacher Pathway Fund: Hartnell College

**COMMUNITY FOUNDATION FOR MONTEREY COUNTY**

**GRANTS - AUGUST 2021**

<b>Grantee</b>	<b>Program Name</b>	<b>Granted</b>	<b>Date</b>	<b>Fund</b>
University Corporation at Monterey Bay	Teacher Pathway Program	111,875	8/13/2021	Teacher Pathway Fund: CSUMB
Castroville Coalition	back to school shopping	50	8/13/2021	The Fund for Monterey County
Salinas Rodeo Rotary Club Foundation	the Rotary Club of Igoma/Mwanza for the Clean Water System	1,000	8/13/2021	Farrell/Allen Carmel Rotary Fund
Salinas Rodeo Rotary Club Foundation	to help in the purchase of ventilators for the children's hospital	3,000	8/19/2021	Farrell/Allen Carmel Rotary Fund
Melissa Rios-Arias	Melissa Rios-Arias	5,000	8/27/2021	Taylor Farms Scholarship Fund
Javier Acosta	Javier Acosta	5,000	8/27/2021	Taylor Farms Scholarship Fund
Grace Noelle Niccum	Grace Noelle Niccum	5,000	8/27/2021	Taylor Farms Scholarship Fund
Anessa Ocampo	Anessa Ocampo	5,000	8/27/2021	Taylor Farms Scholarship Fund
Valery Aguilera Ortiz	Valery Aguilera Ortiz	10,000	8/27/2021	Taylor Farms Scholarship Fund
Ronaldo Aguilera	Ronaldo Aguilera	5,000	8/27/2021	Taylor Farms Scholarship Fund
Mariluz Tejeda-Leon	Mariluz Tejeda-Leon	5,000	8/27/2021	Taylor Farms Scholarship Fund
Francisco Javier Romero	Francisco Javier Romero	5,000	8/27/2021	Taylor Farms Scholarship Fund
Erika Servin Vela	Erika Servin Vela	5,000	8/27/2021	Taylor Farms Scholarship Fund
Cecilia Linares	Cecilia Linares	5,000	8/27/2021	Taylor Farms Scholarship Fund
Joshua Alfaro	Joshua Alfaro	5,000	8/27/2021	Taylor Farms Scholarship Fund
Sunset Cultural Center	Sunset Theater Upgrade project	166,202	8/27/2021	Sunset Theater Endowment Fund
Future Citizens Foundation - The First Tee of Monterey	in support of the Z-gals Invitational, designated for scholarships	750	8/27/2021	Sarah and Robert Bouchier Fund
Montage Health Foundation	general operating support	50,000	8/27/2021	The Snorf Fund
Salinas Rotary Club Charitable Fund	general operating support	3,000	8/27/2021	Salinas Rotary Club Fund
Hartnell College Foundation	Alfred Diaz-Infante Legacy Memorial Scholarship	500	8/27/2021	Buchalter/Adler Family Fund
Ave Maria Senior Living	Music Program	3,000	8/27/2021	Chris's Fund
University Corporation at Monterey Bay	in support of the OLLI program	500	8/27/2021	Barbara D. Moore Charitable Giving Fund
UC Davis Foundation	TERC: for Forest Health and for Lake Research	2,000	8/27/2021	Harlan and Barbara Hall Fund
Reno Philharmonic Association Inc.	the General Fund	7,500	8/27/2021	Harlan and Barbara Hall Fund
South Reno Baptist Church	assistance to churches affected by Dixie Fire 2021	2,500	8/27/2021	Harlan and Barbara Hall Fund
ARIEL Theatrical, Inc.	for general program support	4,000	8/27/2021	Farrell/Allen Carmel Rotary Fund
Carmel Youth Center	renovation of front lobby(\$25,000) and the stairwell (\$10,000)	35,000	8/27/2021	Farrell/Allen/LaSalle Carmel Rotary Fund
Blind & Visually Impaired Center of Monterey County	for completion of the sensory garden	5,000	8/27/2021	Farrell/Allen/LaSalle Carmel Rotary Fund
Boys & Girls Clubs of Monterey County	to support the Summer Academy	5,000	8/27/2021	Farrell/Allen/LaSalle Carmel Rotary Fund
Carmel Valley Community Youth Center	automation of pool equipment & repair of the ADA pool chair	6,000	8/27/2021	Farrell/Allen/LaSalle Carmel Rotary Fund
Doctors Without Borders	general operating support - Haiti	500	8/27/2021	Mads and Susan Bjerre Charitable Fund
United States Fund for UNICEF	general operating support - Afghanistan	250	8/27/2021	Mads and Susan Bjerre Charitable Fund
Hartnell College Foundation	Alfred Diaz-Infante Legacy Memorial Fund	500	8/27/2021	Rick and Tonya Antle Fund
Meals on Wheels of the Monterey Peninsula	general operating support	1,000	8/27/2021	Marti and Steve Diamond Charitable Foundation Fund
Carmel Foundation	to help fund furniture and fixtures for the library refurbishment	4,000	8/27/2021	Carmel Gives Fund
Planned Parenthood Mar Monte	to support healthcare for women in Monterey County	1,000	8/27/2021	Tracy Gibbons Charitable Fund
Point Lobos Foundation	general operating support	250	8/27/2021	Tracy Gibbons Charitable Fund

**COMMUNITY FOUNDATION FOR MONTEREY COUNTY**

**GRANTS - AUGUST 2021**

<b>Grantee</b>	<b>Program Name</b>	<b>Granted</b>	<b>Date</b>	<b>Fund</b>
The Heritage Society of Pacific Grove	general operating support	250	8/27/2021	Tracy Gibbons Charitable Fund
Diocese of Monterey	Tuition Assistance Program, students in Monterey County	1,067	8/27/2021	Bonnie Hutcheon Scholarship Fund
Hope for Haiti Inc	emergency response to 2021 Haiti Earthquake	2,500	8/27/2021	Karen Judkins and Steven Wade Fund
Doctors Without Borders	emergency response to ongoing crisis in Afghanistan	2,200	8/27/2021	Karen Judkins and Steven Wade Fund
Miles4Migrants	emergency response to ongoing crisis in Afghanistan	700	8/27/2021	Karen Judkins and Steven Wade Fund
North Valley Community Foundation	Almanor Foundation Wildfire Relief Fund	500	8/27/2021	Karen Judkins and Steven Wade Fund
Carmel Valley Kiwanis Foundation	wildfire relief efforts	7,500	8/27/2021	Lenore and Dale Meyer Fund
United Farm Workers Foundation	general operating support	12,500	8/27/2021	Noorani Family Fund
Community of Hope, Inc.	general operating support	25,000	8/27/2021	Noorani Family Fund
National Asian Pacific American Womens Forum	general operating support	12,500	8/27/2021	Noorani Family Fund
Saint James Episcopal Church	withdrawal	2,108	8/27/2021	St. James Buildings Renovation Fund
Chamber Music Monterey Bay	general operating support	10,157	8/27/2021	Pass Thru Fund
Carmel Middle School Parent Teacher Organization	Julius Dutta (8th Grade) Cash for Cougars Fundraiser	500	8/27/2021	Mahoney/Peterson Family Fund
Carmel Padre Parents Club	on behalf of Piper Mahoney and Shayla Dutta	500	8/27/2021	Mahoney/Peterson Family Fund
Rancho Cielo	general operating support	50,000	8/27/2021	DeWitt Fund
Food Bank for Monterey County	general operating support	50,000	8/27/2021	DeWitt Fund
Gathering for Women-Monterey	general operating support	20,000	8/27/2021	DeWitt Fund
Hope, Horses and Kids	general operating support	20,000	8/27/2021	DeWitt Fund
Boys & Girls Clubs of Monterey County	general operating support	50,000	8/27/2021	DeWitt Fund
UC Santa Barbara	Melanie Reyes Santos	5,000	8/27/2021	Rotary Club of Monterey Martin/Hurd Scholarship Fund
Emory University	Milan Cambon Ledesma	1,000	8/27/2021	Monica Abbott Scholarship Fund
CSU Monterey Bay	Esther Merino Gonzalez	4,000	8/27/2021	College Futures Monterey County Fund
Hartnell College	Lucia Ayala Perea	1,500	8/27/2021	College Futures Monterey County Fund
CSU Monterey Bay	Manuel Alonzo III	4,000	8/27/2021	College Futures Monterey County Fund
UC Santa Barbara	Carissa Mendoza	2,800	8/27/2021	Carmel Valley Women's Club Scholarship Fund
CSU Sacramento	Maricarmen Gonzalez Coronado	10,000	8/27/2021	Drezner Family Scholarship Fund
UC Berkeley	Maria Guadalupe Cruz Estrada	2,000	8/27/2021	Girls' Health in Girls' Hands Scholarship Fund
UC Berkeley	Ximena Mandujano	2,000	8/27/2021	Girls' Health in Girls' Hands Scholarship Fund
UC Berkeley	Jessica Cabrera Sanchez	2,500	8/27/2021	Ipson-Tully Cal Memorial Scholarship Fund
CSU San Marcos	Lauren Hickam	3,000	8/27/2021	Men's Golf Association at Quail Scholarship Fund
CSU Los Angeles	Priscilla A. Caballero	3,000	8/27/2021	Men's Golf Association at Quail Scholarship Fund
University of Colorado Boulder	Tyler Bianchi	4,000	8/27/2021	Men's Golf Association at Quail Scholarship Fund
UC Los Angeles	Leily E Garcia	1,000	8/27/2021	Dr. Gladys M. Olvis Scholarship Fund
UC Santa Barbara	Carissa Mendoza	600	8/27/2021	Kristopher Pallastrini Fund
Hartnell College	Jacquelyn Garcia	4,000	8/27/2021	San Ardo Foundation for Education
UC San Diego	Monica Lopez	750	8/27/2021	Wilbur H. and Maxine D. Stevens Scholarship Fund
Monterey Peninsula College	Isaiah Nicholas Murphy	2,500	8/27/2021	Hugo and Dolores Tottino Family Scholarship Fund

**COMMUNITY FOUNDATION FOR MONTEREY COUNTY**

**GRANTS - AUGUST 2021**

<b>Grantee</b>	<b>Program Name</b>	<b>Granted</b>	<b>Date</b>	<b>Fund</b>
Cal Poly, San Luis Obispo	Julian L. Elias-Ortiz	2,500	8/27/2021	Hugo and Dolores Tottino Family Scholarship Fund
Hartnell College	Vanessa Wheeler	1,350	8/27/2021	The Fund for Monterey County
San Jose State University	Alberto Jose Chacon Arias	500	8/27/2021	Church Brothers-True Leaf Farms Scholarship Fund
CSU Monterey Bay	Eduardo Gonzalez Fuentes	1,000	8/27/2021	Church Brothers-True Leaf Farms Scholarship Fund
West Virginia University	Patrick Joseph Sylvia	3,000	8/27/2021	The Morse Foundation Scholarship Fund
University of Southern California	Christopher M Wilbon	2,000	8/27/2021	The Bissell Fund
UC Los Angeles	Antonia Guerrero Sanchez	2,000	8/27/2021	Girls' Health in Girls' Hands Scholarship Fund
UC Davis	Victoria Desyra Valdez	2,000	8/27/2021	Girls' Health in Girls' Hands Scholarship Fund
Yamilet Novoa	Yamilet Novoa	5,000	8/27/2021	Taylor Farms Scholarship Fund
Sandi Cervantes Morales	Sandi Cervantes Morales	5,000	8/27/2021	Taylor Farms Scholarship Fund
Ramon Ramirez Alvarez	Ramon Ramirez Alvarez	5,000	8/27/2021	Taylor Farms Scholarship Fund
Antonia Guerrero Sanchez	Antonia Guerrero Sanchez	5,000	8/27/2021	Taylor Farms Scholarship Fund
CSU Monterey Bay	Monique Hernandez Ortiz	17,000	8/27/2021	Joel and Dena Gambord Nursing Scholarship
CSU Monterey Bay	Tania Lokmagozian	12,000	8/27/2021	Joel and Dena Gambord Nursing Scholarship
Franciscan Workers of Junipero Serra	Bridge Housing for the unsheltered in Chinatown - Phase 1	5,000	8/27/2021	General Endowment - Opportunity Fund
<b>Total Grants</b>		<b>3,039,996</b>		
<b>Interfund Grants</b>				
Community Foundation for Monterey County	JONES TO GIVES	50,000	8/13/2021	Colburn and Alana Jones Foundation
Community Foundation for Monterey County	KJSW TO MCFR	150	8/13/2021	Karen Judkins and Steven Wade Fund
Community Foundation for Monterey County	KJSW TO CDNB	100	8/13/2021	Karen Judkins and Steven Wade Fund
Community Foundation for Monterey County	MPCF TO CFMCF	16,000	8/13/2021	Monterey Pacific Company Fund
Community Foundation for Monterey County	SARM to CFMCF	86,662	8/13/2021	The Harles R. Sarment College Endowment
Community Foundation for Monterey County	COVID to GEN	31,000	8/13/2021	COVID-19 Relief Fund
Community Foundation for Monterey County	DEWIT TO CFMCF	50,000	8/27/2021	DeWitt Fund
<b>Total Interfund Grants</b>		<b>233,912</b>		
<b>Total Grants</b>		<b>3,273,908</b>		