



Here for Good

Community Foundation
for Monterey County

FINANCIAL STATEMENT

For the Six Months Ended June 30, 2021

**COMMUNITY FOUNDATION FOR MONTEREY COUNTY
FINANCIAL REPORTS
For the Six Months Ended June 30, 2021**

TABLE OF CONTENTS

Section I – Financial Reports	Page(s)
Notes to Financial Statements	1 - 2
Statement of Financial Position	3 - 4
Statement of Activities	5 - 6
Section II – Combined Operating Fund Reports	
Comparisons of Actual to Budget - Operating Fund	7
Operating Cash on Hand	8
Section III – Fund Reports	
Investment Holdings - Long Term Fund Portfolio	9
Investment Performance Report - Long Term Fund Portfolio	10 - 11
Investment Holdings - Medium Term Fund Portfolio	12
Investment Performance Report - Medium Term Fund Portfolio	13
Investment Holdings - ESG Fund Portfolio	14
Investment Performance Report - ESG Fund Portfolio	15
Investment Holdings - DRIM Portfolio	16
Investment Performance Report - DRIM Portfolio	17
Changes in All Fund Balances	18 - 35
Gifts Received – Current Month	36 - 41
Grants Approved – Current Month	42 - 45
Sources and Uses of Funds	46

COMMUNITY FOUNDATION FOR MONTEREY COUNTY
NOTES TO THE FINANCIAL STATEMENTS
For the Six Months Ended June 30, 2021

Assets

Total Assets through 6/30/2021 are \$368,367,113 a 29.0% increase since June 2020 and a 5.74% increase since December 2020. (p. 3)

Charitable Remainder Trusts (CRT) and Charitable Gift Annuities (CGA)

The CRT and CGA funds have been adjusted to reflect the activity and balances per Kaspick & Company and the third-party account balances as of December 31, 2021. In May, a transfer in to the Brooks CRT was made in error by an outside agency. Staff identified the actual source as a Packer stock donation to their donor advised fund and worked with the outside agency and Kaspick to reverse and correct the transfer. (p. 5)

Realized and Unrealized Gains and Losses on Investments

Net year-to-date realized gains were \$2,277, and unrealized gains were \$24,162,259, for a total gain of \$24,164,537. (p. 6)

Operating Fund

Total revenue was \$271,528 more than the budget, and total expenses were \$126,055 less than the budget. Unrealized gains were \$13,451 on the operating reserve held in the Medium-Term Fund portfolio. The PPP loan forgiveness is reflected as Other Income contributing to an actual net operating surplus of \$961,593 compared to a budgeted surplus of \$139,333. (p. 7)

Note: The Expendable Operating Cash-on-Hand is at 12.7 months, excluding the operating reserve of \$500,000, the building reserve of \$150,000, and includes the PPP Loan, which was fully forgiven March 31, 2021. (p. 8)

Portfolio Performance

The market value of the Long-Term Fund portfolio at 6/30/2021 was \$306,967,337. The one-year Total Return for the Long-Term Endowment Portfolio was 28.1% compared to the Policy Index of 24.7%. (p. 9-11)

The market value of the Medium-Term Fund portfolio at 6/30/2021 was \$9,614,714. The one-year Total Return for the Medium-Term Endowment Portfolio was 14.7% compared to the Policy Index of 12.8%. (p. 12-13)

The market value of the ESG Fund portfolio at 6/30/2021 was \$5,285,515. The one-year Total Return for the ESG Portfolio was 21.7% compared to the Policy Index of 22.2%. (p. 14-15)

The market value of the DRIM Fund portfolio at 6/30/2021 was \$2,679,000. The one-year Total Return for the DRIM Portfolio was 42.2% compared to the Policy Index of 79.4%. Due to the timing of the DRIM reports, there is a one-month lag in the performance reporting. (p. 16-17)

Special Program Funds

Special Program Funds include: Center for Nonprofit Excellence funded by the David and Lucile Packard Foundation; the College Futures Foundation program, funded by the College Futures Foundation; the Salinas Leadership project, funded by the James Irvine Foundation; and the Monterey County Gives annual campaign.

Total Special Program revenue was \$1,775,401 and total expenses were \$8,351,343, which includes \$7,702,746 in grants from the 2020 Monterey County Gives campaign. (p. 5-6)

Gifts, Pledges, Bequests, Future Funds Greater than \$25,000, and Grants

Total new contributions for the month were \$1,718,336, including: (p. 36-41)

Donor	Date	Amount	Fund
Dr. & Mrs. Steven and Ann Packer	6/1/2021	99,581	Packer Family Foundation
Mr. & Mrs. Ken and Kathryn Smith	6/2/2021	30,164	Smith Family Alliance Fund
CASA of Monterey County	6/4/2021	500,000	CASA of Monterey County Stewardship Fund
Taylor Farms Retail, Inc.	6/7/2021	102,000	Taylor Farms Scholarship Fund
Mr. William G. Doolittle	6/8/2021	50,000	Sunset Theater Endowment Fund
Laguna Seca Raceway Foundation	6/8/2021	150,000	Laguna Seca Raceway Foundation Stewardship Fund
Raymond Costa - RHC Management Co, LLC	6/9/2021	65,000	Raymond H. Costa Family Scholarship Fund
Marsha McMahan Zelus	6/17/2021	149,989	Marsha McMahan Zelus Fund
Mr. & Mrs. Dale and Margaret Byrne	6/21/2021	50,000	Carmel Cares Fund
Taylor Farms Retail, Inc.	6/29/2021	249,900	Taylor Farms Scholarship Fund
Ms. Gabrielle Walters	6/30/2021	49,923	Gabrielle Andrea Walters Fund

Grants to agencies for the month totaling \$1,382,035 were approved and recorded. (p. 42-45)

COMMUNITY FOUNDATION FOR MONTEREY COUNTY
STATEMENT OF FINANCIAL POSITION
CONSOLIDATED - ALL FUNDS
For the Six Months Ended June 30, 2021 and June 30, 2020

	COMBINED OPERATING	SPECIAL PROGRAMS	ENDOWMENT	NON ENDOWED	BEQUEST, CRT RECEIVABLES	TOTAL June 30, 2021	TOTAL June 30, 2020
ASSETS							
Cash:							
Cash & Cash Equivalents	3,703,117	1,820,080	0	5,574,175	0	11,097,372	7,550,562
Investments - Long Term Fund Portfolio	0	0	208,110,130	98,857,207	0	306,967,337	230,528,687
Investments - Medium Term Fund Portfolio	721,835	0	0	8,892,879	0	9,614,714	7,738,091
Investments - ESG Fund Portfolio	0	0	3,646,382	1,639,133	0	5,285,515	3,722,699
Separately Invested - DRIM Portfolio	0	0	0	2,679,000	0	2,679,000	2,280,632
Separately Invested - Pony Trust	0	327,116	0	0	0	327,116	327,968
Total Cash & Investments	4,424,951	2,147,196	211,756,512	117,642,394	0	335,971,054	252,148,638
Accounts Receivable:							
Pledges & Contributions Receivable	0	0	4,000	12,750	889,929	906,679	893,519
Bequests & Remainder Interest	0	0	0	0	0	0	0
Due from OPER	0	0	1,086,876	0	0	1,086,876	1,157,588
Investment in an LLC	0	0	1,837,500	0	0	1,837,500	0
Charitable Remainder Trusts	0	0	0	0	22,333,498	22,333,498	25,369,217
Charitable Gift Annuities	0	0	0	0	4,380,833	4,380,833	4,107,870
Total Accounts Receivable	0	0	2,928,376	12,750	27,604,260	30,545,386	31,528,195
Other Assets:							
Prepaid Expenses	7,344	0	0	0	0	7,344	32,224
Property-Net of Depreciation	1,843,329	0	0	0	0	1,843,329	1,857,444
Total Other Assets	1,850,673	0	0	0	0	1,850,673	1,889,669
TOTAL ASSETS	6,275,624	2,147,196	214,684,888	117,655,144	27,604,260	368,367,113	285,566,501

COMMUNITY FOUNDATION FOR MONTEREY COUNTY
STATEMENT OF FINANCIAL POSITION
CONSOLIDATED - ALL FUNDS
For the Six Months Ended June 30, 2021 and June 30, 2020

	COMBINED OPERATING	SPECIAL PROGRAMS	ENDOWMENT	NON ENDOWED	BEQUEST, CRT RECEIVABLES	TOTAL June 30, 2021	TOTAL June 30, 2020
LIABILITIES & NET ASSETS							
Liabilities:							
Grants Payable	0	150,738	454,999	589,750	0	1,195,487	1,184,438
Contingent Liabilities	0	0	0	0	16,217,046	16,217,046	18,101,799
Funds held as Agency Endowments	0	0	7,298,606	0	0	7,298,606	6,520,944
Funds held as Stewardship Funds	0	0	0	48,980,877	0	48,980,877	31,099,027
Payroll, Misc. and Accts Payable	1,220,341	7,288	0	0	0	1,227,629	1,747,436
Total Liabilities	1,220,341	158,026	7,753,605	49,570,627	16,217,046	74,919,645	58,653,644
Net Assets:							
Net Assets-Beginning Balance	4,093,691	8,564,097	187,812,660	59,130,323	12,358,644	271,959,415	230,383,848
Change in Net Assets -							
Current Year	961,593	(6,574,927)	19,118,623	8,954,194	(971,430)	21,488,053	(3,470,991)
Total Net Assets	5,055,283	1,989,170	206,931,283	68,084,517	11,387,214	293,447,468	226,912,857
TOTAL LIABILITIES & NET ASSETS	6,275,624	2,147,196	214,684,888	117,655,144	27,604,260	368,367,113	285,566,501

COMMUNITY FOUNDATION FOR MONTEREY COUNTY
STATEMENT OF ACTIVITIES
CONSOLIDATED - ALL FUNDS
For the Six Months Ended June 30, 2021 and June 30, 2020

	<u>COMBINED OPERATING</u>	<u>SPECIAL PROGRAMS</u>	<u>ENDOWMENT</u>	<u>NON ENDOWED</u>	<u>BEQUEST, CRT RECEIVABLES</u>	<u>TOTAL June 30, 2021</u>	<u>TOTAL June 30, 2020</u>
SUPPORT AND REVENUE:							
Contributions	300,953	1,761,163	1,306,077	11,028,662	0	14,396,854	19,072,978
Interfund Gifts	48,051	10,000	14,027	382,087	0	454,165	1,868,614
Pledge Payments Received	0	0	0	13,384	0	13,384	454,526
Future Contributions-A/R-Pledge-CRT-CGA	0	0	0	0	15,618	15,618	15,249
Contributions Received via Bequest	60,389	0	2,433,015	0	0	2,493,403	4,555,411
Change in Value, Split Interest Trusts, Future Assets	0	0	0	0	1,532,685	1,532,685	3,345,837
Gain/Loss on Sale of Property	0	0	0	0	0	0	2,164
Income from Related Party (LLC)	0	0	0	0	0	0	0
Interest & Dividend Income	14,205	4,238	2,410,211	1,266,046	0	3,694,700	2,259,223
Administrative Fees	1,819,677	0	0	0	0	1,819,677	1,462,389
Fees from Special Projects	64,750	0	0	0	0	64,750	9,998
Workshop and Contract Service Income	576	0	0	0	0	576	23,205
Misc Income/Returned Grants	10,366	0	500	3,999	0	14,865	28,770
Total Support and Revenue	2,318,965	1,775,401	6,163,830	12,694,177	1,548,303	24,500,677	33,098,364
EXPENSES:							
Operating Expenses and Distributions:							
Salaries & Benefits	1,268,470	21,110	0	0	0	1,289,580	1,201,701
Administrative Costs	400,122	176,092	0	1,873	0	578,087	431,546
Occupancy Costs	75,787	0	0	0	0	75,787	93,873
Development Expenses	36,780	42,249	0	0	0	79,029	124,410
Board & Committee Expenses	891	0	0	0	0	891	869
Total Operating Expenses	1,782,049	239,451	0	1,873	0	2,023,373	1,852,399

COMMUNITY FOUNDATION FOR MONTEREY COUNTY
STATEMENT OF ACTIVITIES
CONSOLIDATED - ALL FUNDS
For the Six Months Ended June 30, 2021 and June 30, 2020

	<u>COMBINED OPERATING</u>	<u>SPECIAL PROGRAMS</u>	<u>ENDOWMENT</u>	<u>NON ENDOWED</u>	<u>BEQUEST, CRT RECEIVABLES</u>	<u>TOTAL June 30, 2021</u>	<u>TOTAL June 30, 2020</u>
Grants and Grant Related Expenses:							
Grants	0	7,999,907	2,617,514	9,956,503	0	20,573,924	15,408,125
Interfund Grants	0	40,930	202,551	210,684	0	454,165	1,868,614
Pledge Payments Paid	0	0	0	0	13,384	13,384	719,141
Bequests Payments/Transfers	0	0	0	0	2,482,668	2,482,668	4,282,310
Other Expenses	0	19,903	977	19,455	0	40,335	132,833
Other Payments/Transfers	0	0	(1,077,259)	1,077,259	0	0	0
Grant Related Expenses	0	0	0	0	0	0	25
Administrative Fees	0	51,152	1,274,885	519,960	23,680	1,869,677	1,462,389
Fees to Managers	177	0	87,318	43,542	0	131,037	146,080
Total Grants and Grant Related Expenses	177	8,111,892	3,105,986	11,827,402	2,519,733	25,565,190	24,019,517
 Total Expenses and Grants	 1,782,226	 8,351,343	 3,105,986	 11,829,275	 2,519,733	 27,588,563	 25,871,916
 Excess of Revenues (Expenses)							
Before Gains on Investments & Transfers	536,739	(6,575,942)	3,057,844	864,902	(971,430)	(3,087,886)	7,226,448
 Gain/(Loss) on Investments and Other Income:							
Realized-Gain (Loss)	0	0	0	2,277	0	2,277	(5,521,884)
Unrealized-Gain(Loss)	13,451	1,014	16,060,779	8,087,015	0	24,162,259	(5,175,555)
Other Income	411,402					411,402	
 Total Gain/(Loss) on Investments and Other Income:	 424,853	 1,014	 16,060,779	 8,089,292	 0	 24,575,939	 (10,697,439)
 Change in Net Assets	 961,593	 (6,574,927)	 19,118,623	 8,954,194	 (971,430)	 21,488,053	 (3,470,991)
 Net Assets Beginning of Year	 4,093,691	 8,564,097	 187,812,660	 59,130,323	 12,358,644	 271,959,415	 230,383,848
 Net Assets, End of Period	 5,055,283	 1,989,170	 206,931,283	 68,084,517	 11,387,214	 293,447,468	 226,912,857

COMMUNITY FOUNDATION FOR MONTEREY COUNTY
Combined Operating Fund Budget vs. Actual

For the Six Months Ended June 30, 2021 and June 30, 2020

	Year-To-Date			YTD Actual 6/30/2020
	Actual	Budget	Variance	
REVENUE				
Contributions - Foundations	282,558	225,000	57,558	53,753
Contributions - Indiv/Corp	18,395	21,000	(2,605)	19,594
Contributions - Interfund	48,051	39,879	8,172	40,065
Bequests Received	60,389	53,900	6,489	99,425
Admin Fees	1,819,677	1,698,630	121,047	1,462,389
Special Project Fees	64,750	3,998	60,752	9,998
Workshops/Contracts	576	2,532	(1,956)	23,205
Miscellaneous Income	10,366	0	10,366	28,770
Interest and Dividends	14,205	2,498	11,707	23,523
Total Revenue	2,318,965	2,047,437	271,528	1,760,723
EXPENSE				
Personnel				
Salaries and Wages	978,864	1,035,450	(56,586)	935,452
Payroll Taxes	75,208	75,939	(731)	72,046
Insurance and Other Benefits	214,398	222,521	(8,123)	194,203
Sub-total	1,268,470	1,333,910	(65,440)	1,201,701
Administrative				
Supplies	7,159	10,000	(2,841)	10,818
Equip / Computer Maintenance	71,090	90,383	(19,293)	80,714
Bank Charges	6,076	7,500	(1,424)	8,044
Printing	16,956	17,075	(119)	11,749
Postage / Freight	9,639	15,000	(5,361)	13,451
Dues/Subscriptions	40,443	41,587	(1,144)	24,911
Services (legal, acct, consult)	178,400	150,707	27,693	118,987
D&O Insurance	0	2,800	(2,800)	2,783
Telecommunications	22,886	22,858	28	10,909
Conferences & Training	4,111	15,238	(11,127)	4,880
Miscellaneous	3,514	0	3,514	1,645
Depreciation	39,846	39,846	0	40,062
Sub-total	400,122	412,994	(12,872)	328,953
Facilities				
Property / Liability Insurance	11,305	11,056	249	11,014
Maintenance / Repairs	2,911	10,998	(8,087)	8,643
Janitorial & Landscaping	11,280	11,100	180	10,258
Rent	10,529	27,492	(16,963)	25,142
Mortgage, Interest & Property Taxes	22,165	22,165	0	23,543
Utilities	17,596	14,496	3,100	15,274
Sub-total	75,787	97,307	(21,520)	93,873
Development, Program & Staff				
Donor Development	12,650	32,050	(19,400)	31,782
Advertising & Promotion	19,449	23,006	(3,557)	34,028
Mileage, Meals & Meetings	57	2,642	(2,585)	1,059
Workshops	1,225	2,450	(1,225)	19,641
Annual Meetings	0	0	0	1,080
75th Anniversary Expenses	0	0	0	4,287
Annual Report	195	195	0	6,546
Staff Recognition Expenses	3,204	1,650	1,554	3,025
Board & Committee Expenses	891	1,900	(1,009)	869
Sub-total	37,671	63,893	(26,222)	102,316
Total Expenses	1,782,049	1,908,104	(126,055)	1,726,844
Net Income / (Loss) Before Investment Returns and Other Income	536,916	139,333	397,583	33,879
Realized Gains/(Losses)	0	0	0	5,386
Unrealized Gains/(Losses)	13,451	0	13,451	2,936
Other Income	411,402	0	411,402	0
Investment Management Fee	177	0	177	167
Net Income / (Loss) Including Investment Returns	961,593	139,333	822,260	42,034

COMMUNITY FOUNDATION FOR MONTEREY COUNTY
Operating Cash on Hand and Reserves - June 2021
With Projections through September 2021

Operating Cash on Hand:

Cash & Cash Equivalents	4,424,951
Less: Liabilities, excluding future period loan payments	170,767
Total Cash Available	4,254,184

Add: Accounts Receivable	
Prepaid Expenses	7,344
Total Accounts Receivable and Prepaid Expenses	7,344

Total Cash Expendable **4,261,529**

Restrictions on cash available

Less: Building Reserve	(150,000)
Less: Board Restricted Operating Reserve	(500,000)
Total Restricted Cash	(650,000)

Unrestricted cash available **3,611,529**

<i>Estimated revenue-Next Quarter</i>	1,115,747
<i>Estimated spending-Next Quarter</i>	(942,017)

Estimated unrestricted cash remaining **3,785,259**

BUDGET

Notes:

	<u>2021</u>
Annual Expenses excluding depreciation	3,500,360
Capital Expenses-Depreciation	80,130
Total Cash needs	3,580,490

(1) One month reserve	298,374
(2) Six-month reserve	1,790,245
(3) Number of months of expendable cash on hand	12.7

COMMUNITY FOUNDATION FOR MONTEREY COUNTY
LONG TERM INVESTMENT PORTFOLIO
Activity for the Month of: May 2021

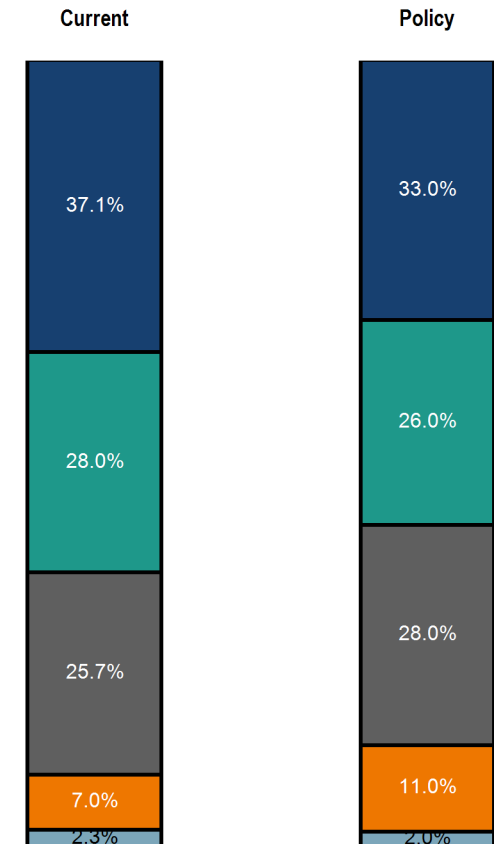
Market At Last Trade Date	Number of Shares	Code	Investment Account	Beginning Book	Beginning Market	Net Additions	Transfers	Interest & Dividends	Realized Gain(Loss)	Unrealized Gain(Loss)	Ending Book	Ending Market	Actual %	Board Policy
<u>CASH ACCOUNTS:</u>														
1.00	0.00	MS	Rabobank Endowment	134,594	134,594	(131,294)	0	0	0	0	5,383	5,383		
1.00	0	SWUXX	Schwab-MM/SWVXX	1,496,401	1,496,401	(562,389)	0	13	0	1,340	935,365	935,365		
1.00	0	SWUXX	Schwab Treasury-Cash	9,559,865	9,559,865	(5,344,434)	1,764,365	73	0	0	5,979,869	5,979,869		
			TOTAL CASH	11,190,860	11,190,860	(6,038,118)	1,764,365	86	0	1,340	6,920,616	6,920,616	2.3%	2.0%
<u>BOND ACCOUNTS:</u>														
14.33	1,828,886.97	DODIX	Dodge & Cox Income	22,222,151	23,155,662	3,000,000	(128,022)	128,022	0	52,288	25,222,151	26,207,950	8.5%	8.4%
12.05	2,677,974.66	JCBUX	JP Morgan Core Bond	29,814,172	30,070,302	2,000,000	(59,639)	59,639	0	199,293	31,814,172	32,269,595	10.5%	11.2%
28.45	365,138.67	VAIPX	Vanguard Inflation	10,094,912	10,421,058	0	(104,758)	104,758	0	(32,862)	10,094,912	10,388,195	3.4%	3.8%
10.96	905,625.84	VFSUX	Vanguard Short Term	9,695,177	9,952,828	0	(12,847)	12,847	0	(27,169)	9,695,177	9,925,659	3.2%	3.6%
			TOTAL BONDS	71,826,413	73,599,850	5,000,000	(305,266)	305,266	0	191,549	76,826,413	78,791,399	25.7%	27.0%
			TOTAL FIXED INC.	83,017,273	84,790,710	(1,038,118)	1,459,099	305,352	0	192,889	83,747,029	85,712,015	27.9%	29.0%
<u>ALTERNATIVE INVESTMENTS:</u>														
1,463.27	6,431.43	ASB	ASB Capital Management, LLC	8,600,000	9,410,758	0	0	0	0	0	8,600,000	9,410,758	3.1%	3.0%
45.44	113,148.39	DFREX	DFA Real Estate	3,457,214	5,002,290	0	(14,571)	14,571	0	139,173	3,457,214	5,141,463	1.7%	6.0%
144.23	35,680.91	VGSLX	Vanguard REIT Index	3,870,222	5,050,633	0	(36,848)	36,848	0	95,625	3,870,222	5,146,257	1.7%	2.0%
			TOTAL ALTERNATIVE	15,927,436	19,463,681	0	(51,419)	51,419	0	234,797	15,927,436	19,698,479	6.4%	11.0%
<u>COMMUNITY IMPACT INVESTMENTS:</u>														
			CA FarmLink	375,000	750,000	0	0	0	0	0	375,000	750,000	0.24%	0.9%
			Opportunity Fund	1,000,000	1,000,000	0	(2,083)	2,083	0	0	1,000,000	1,000,000	0.33%	1.1%
			TOTAL CII	1,375,000	1,750,000	0	(2,083)	2,083	0	0	1,375,000	1,750,000	0.57%	2.0%
<u>SMALL CAP:</u>														
112.98	96,594.00	IJR	iShares-S&P 600 Index	2,674,584	10,900,633	0	(24,442)	24,442	0	12,557	2,674,584	10,913,190	3.6%	3.0%
			TOTAL SMALL CAP	2,674,584	10,900,633	0	(24,442)	24,442	0	12,557	2,674,584	10,913,190	3.6%	3.0%
<u>MID CAP:</u>														
268.73	28,148.00	IJH	iShares-S&P 400 Index	1,366,803	7,670,893	0	(20,783)	20,783	0	(106,681)	1,366,803	7,564,212	2.5%	2.0%
			TOTAL MID CAP	1,366,803	7,670,893	0	(20,783)	20,783	0	(106,681)	1,366,803	7,564,212	2.5%	2.0%
<u>LARGE CAP:</u>														
239.56	54,858.95	DODGX	Dodge & Cox Stock Fund	7,429,054	13,206,743	0	(38,401)	38,401	0	(64,734)	7,429,054	13,142,009	4.3%	5.0%
158.62	61,368.00	IWD	iShares Russell 1000 Value	4,942,157	9,888,226	0	(35,898)	35,898	0	(154,034)	4,942,157	9,734,192	3.2%	4.0%
71.40	387,862.65	TRLGX	T Rowe Price	7,276,444	25,967,404	0	0	0	0	1,725,989	7,276,444	27,693,393	9.0%	5.0%
375.38	119,297.99	VINIX	Vanguard Index 500	18,194,954	43,907,625	0	(146,725)	146,725	0	874,454	18,194,954	44,782,079	14.6%	13.0%
			TOTAL LARGE CAP	37,842,608	92,969,998	0	(221,024)	221,024	0	2,381,676	37,842,608	95,351,674	31.1%	27.0%
<u>INTERNATIONAL:</u>														
70.57	285,166.61	AEPFX	EuroPacific	12,529,026	20,934,081	0	(881,336)	881,336	0	(809,873)	12,529,026	20,124,208	6.6%	5.0%
22.66	426,993.73	DFISX	DFA Int'l Small Co. Portfolio	7,955,743	9,855,015	0	(19,608)	19,608	0	(179,337)	7,955,743	9,675,678	3.2%	3.0%
49.01	400,808.66	DODFX	Dodge & Cox International	13,915,008	19,964,279	0	0	0	0	(320,647)	13,915,008	19,643,632	6.4%	6.0%
16.53	1,109,945.85	VTMGX	Vanguard Developed Mkts	12,965,120	18,702,588	0	(146,624)	146,624	0	(355,183)	12,965,120	18,347,405	6.0%	6.0%
54.31	334,871.00	VWO	Vanguard FTSE Emerging	13,005,253	18,042,849	0	(93,864)	93,864	0	143,995	13,005,253	18,186,844	5.9%	6.0%
			TOTAL INT'L	60,370,149	87,498,812	0	(1,141,432)	1,141,432	0	(1,521,046)	60,370,149	85,977,767	28.0%	26.0%
			TOTAL EQUITIES	118,181,581	218,504,017	0	(1,459,099)	1,459,099	0	1,001,304	118,181,581	221,255,321	65.7%	60.0%
			GRAND TOTALS	201,198,854	303,294,727	(1,038,118)	0	1,764,451	0	1,194,193	201,928,611	306,967,337	100.0%	100.0%

Long-Term Portfolio

Executive Summary - Preliminary (Net of Fees)

Period Ending: June 30, 2021

	Market Value	% of Portfolio	1 Mo	QTD	YTD	1 Yr	3 Yrs	5 Yrs	10 Yrs		Current	%	Policy	%
Total Fund	307,045,543	100.0	1.0	5.5	9.6	28.1	10.6	10.4	7.5					
Policy Index			0.8	4.9	8.0	24.7	10.4	9.9	7.5					
60% MSCI ACWI/40% BBgBarc US Aggregate			1.1	5.3	6.8	22.5	11.6	10.5	7.9					
Domestic Equity	113,829,076	37.0	2.3	8.4	17.8	47.5	18.1	18.8	--					
Vanguard Institutional Index I	44,782,079	14.5	2.3	8.5	15.2	40.8	18.6	17.6	14.8					
S&P 500			2.3	8.5	15.3	40.8	18.7	17.6	14.8					
T. Rowe Price Large-Cap Growth Fund - I Class	27,693,393	9.0	6.6	12.5	16.6	47.0	24.9	27.0	19.4					
Russell 1000 Growth			6.3	11.9	13.0	42.5	25.1	23.7	17.9					
Dodge & Cox Stock	13,142,009	4.3	-0.2	8.8	26.1	58.9	15.8	17.4	13.9					
Russell 1000 Value			-1.1	5.2	17.0	43.7	12.4	11.9	11.6					
iShares Russell 1000 Value Index ETF	9,734,192	3.2	-1.2	5.0	16.9	43.4	12.2	11.7	11.4					
Russell 1000 Value			-1.1	5.2	17.0	43.7	12.4	11.9	11.6					
iShares S&P Midcap 400 Index Fund ETF	7,564,212	2.5	-1.1	3.5	17.5	53.1	13.1	14.2	12.3					
S&P 400 MidCap			-1.0	3.6	17.6	53.2	13.2	14.3	12.4					
iShares S&P Small Cap 600 Index ETF	10,913,190	3.5	0.3	4.3	23.5	67.4	12.2	15.8	13.4					
S&P 600 SmallCap			0.3	4.5	23.6	67.4	12.2	15.8	13.5					
International Equity	85,977,767	27.9	-0.5	5.6	9.6	39.7	10.1	11.9	--					
Dodge & Cox International Stock	19,643,632	6.4	-1.6	4.7	12.2	40.4	7.5	10.2	5.5					
MSCI ACWI ex USA Gross			-0.6	5.6	9.4	36.3	9.9	11.6	5.9					
MSCI ACWI ex USA Value			-1.7	4.3	11.7	37.6	5.2	8.5	3.5					
American Funds Europacific Growth F2	20,124,208	6.5	0.3	7.0	6.5	40.0	13.7	14.4	8.2					
MSCI ACWI ex USA Gross			-0.6	5.6	9.4	36.3	9.9	11.6	5.9					
MSCI ACWI ex USA Growth			0.4	6.6	6.5	33.7	13.2	13.4	7.3					
Vanguard Developed Market Index Adm	18,347,405	6.0	-1.1	5.7	9.9	35.8	9.1	10.9	6.4					
Spliced Vanguard Developed Markets Index			-1.0	5.6	9.8	36.2	8.9	10.8	6.3					
DFA International Small Company I	9,675,678	3.1	-1.6	5.8	12.1	45.0	7.9	11.2	7.5					
MSCI World ex USA Small Cap			-1.6	4.8	9.9	42.3	8.9	11.9	7.7					
Vanguard FTSE Emerging Markets ETF	18,186,844	5.9	1.3	4.9	9.1	40.2	11.7	11.9	3.9					
Spliced Vanguard Emerging Markets Stock Index			0.2	5.7	9.0	39.5	11.7	12.1	4.0					
Domestic Fixed Income	\$78,791,399	25.6%												
Alternatives	\$21,527,084	7.0%												
Cash and Equivalents	\$7,731,124	2.5%												
Total	\$307,856,451	100.0%												








The Policy Index consists of the following: 28% S&P 500, 2% S&P 400 Mid Cap, 3% S&P Small Cap 600, 17% MSCI ACWI Ex US, 3% MSCI EAFE Small Cap, 6% MSCI Emerging Markets Free, 20% BBgBarc US Aggregate, 4% BBgBarc US 1-5 Yr Credit, 4% BBgBarc US TIPS, 3% FTSE NAREIT, 6% NCREIF ODCE Net, 2% Annualized Return, 2% 91-Day Treasury Bills. Schwab cash values reflect transactions in transit as provided by CFMC. Gresham TAP liquidated 5/29/2020. DFA Emerging Markets liquidated 5/14/2020. All data is preliminary.

Long-Term Portfolio

Executive Summary - Preliminary (Net of Fees)

Period Ending: June 30, 2021

	Market Value	% of Portfolio	1 Mo	QTD	YTD	1 Yr	3 Yrs	5 Yrs	10 Yrs		Current	%	Policy	%	
											Domestic Equity	\$113,829,076	37.0%	\$101,592,629	33.0%
Domestic Fixed Income	78,791,399	25.6	0.7	1.9	-0.3	2.8	5.8	3.7	--		International Equity	\$85,977,767	27.9%	\$80,042,677	26.0%
Dodge & Cox Income	26,207,950	8.5	0.8	2.0	-0.6	3.4	6.4	4.5	4.3		Domestic Fixed Income	\$78,791,399	25.6%	\$86,199,806	28.0%
BBgBarc US Aggregate TR			0.7	1.8	-1.6	-0.3	5.3	3.0	3.4		Alternatives	\$21,527,084	7.0%	\$33,864,210	11.0%
JP Morgan Core Bond R6	32,269,595	10.5	0.9	1.9	-0.9	1.3	5.8	3.4	3.7		Cash and Equivalents	\$7,731,124	2.5%	\$6,157,129	2.0%
BBgBarc US Aggregate TR			0.7	1.8	-1.6	-0.3	5.3	3.0	3.4		Total	\$307,856,451	100.0%	\$307,856,451	100.0%
Vanguard Short-Term Investment Grade Adm	9,925,659	3.2	-0.1	0.7	0.2	2.1	4.2	2.8	2.6						
BBgBarc US Credit 1-5 Yr TR			-0.1	0.6	0.0	1.8	4.4	2.9	2.8						
Vanguard Inflation-Protected Securities Adm	10,388,195	3.4	0.6	3.0	1.6	6.4	6.4	4.0	3.3						
BBgBarc US TIPS TR			0.6	3.2	1.7	6.5	6.5	4.2	3.4						
Alternatives	21,527,084	7.0	1.4	5.4	10.4	15.3	2.2	2.6	--						
ASB Capital Management	9,489,364	3.1	0.0	0.0	2.1	2.8	3.1	3.7	8.1						
NCREIF ODCE Net			0.0	0.0	1.9	3.3	3.4	4.9	8.2						
DFA Real Estate Securities I	5,141,463	1.7	3.1	12.4	21.8	32.9	12.4	7.8	10.1						
Wilshire REIT			3.1	12.8	22.8	37.5	10.1	6.4	9.4						
Vanguard Real Estate Index Adm	5,146,257	1.7	2.6	11.7	21.4	34.3	11.9	7.1	9.7						
Spliced Vanguard Real Estate Index			2.6	11.7	21.4	34.5	12.0	7.2	9.8						
Wilshire REIT			3.1	12.8	22.8	37.5	10.1	6.4	9.4						
Community Impact Investments	1,750,000	0.6	0.1	0.4	0.7	2.2	--	--	--						
CA FarmLink	750,000	0.2	0.0	0.0	0.0	1.8	--	--	--						
2.5% Annualized Return Index			0.2	0.6	1.2	2.5	--	--	--						
Opportunity Fund	1,000,000	0.3	0.2	0.6	1.3	2.5	--	--	--						
2.5% Annualized Return Index			0.2	0.6	1.2	2.5	--	--	--						
Cash and Equivalents	6,920,216	2.3	0.0	0.0	0.0	0.0	0.4	0.4	--						
Schwab Value Advantage Money Premier	935,364	0.6	0.0	0.0	0.0	0.0	0.5	0.2	0.1						
First National Cash	0	0.0	0.0	0.0	0.0	0.0	0.0	0.0	--						
Rabobank Endowment	5,383	0.0	0.0	0.0	0.0	0.0	0.0	0.0	--						
Schwab Cash	5,979,469	1.9	0.0	0.0	0.0	0.0	0.5	0.4	0.2						
91 Day T-Bills			0.0	0.0	0.0	0.1	1.2	1.1	0.6						

Current

37.1%

28.0%

25.7%

1.0%

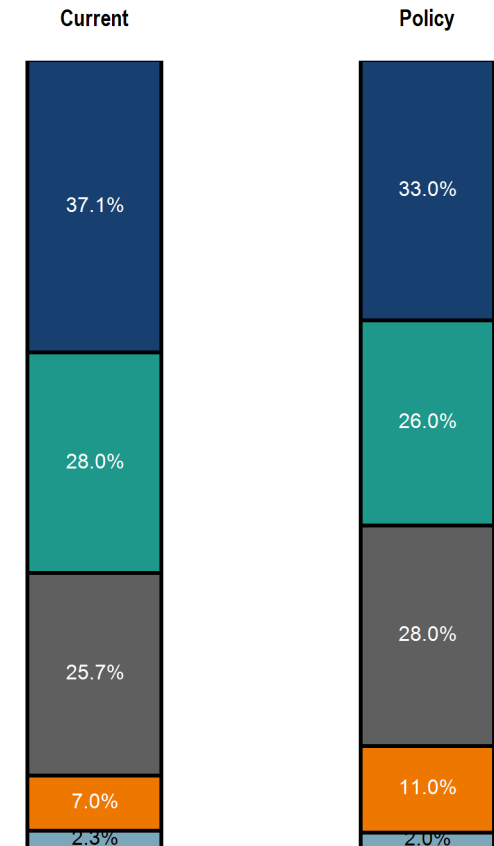
Policy

33.0%

26.0%

28.0%

11.0%



The Policy Index consists of the following: 28% S&P 500, 2% S&P 400 Mid Cap, 3% S&P Small Cap 600, 17% MSCI ACWI Ex US, 3% MSCI EAFE Small Cap, 6% MSCI Emerging Markets Free, 20% BBgBarc US Aggregate, 4% BBgBarc US 1-5 Yr Credit, 4% BBgBarc US TIPS, 3% FTSE NAREIT, 6% NCREIF ODCE Net, 2% Annualized Return, 2% 91-Day Treasury Bills. Schwab cash values reflect transactions in transit as provided by CFMC. CA FarmLink and Opportunity Fund funded 1/31/2019. Gresham TAP liquidated 5/29/2020. DFA Emerging Markets liquidated 5/14/2020. ASB market value is as of 3/31/2021.

COMMUNITY FOUNDATION FOR MONTEREY COUNTY
MEDIUM-TERM PORTFOLIO
Activity for the Month of: June 2021

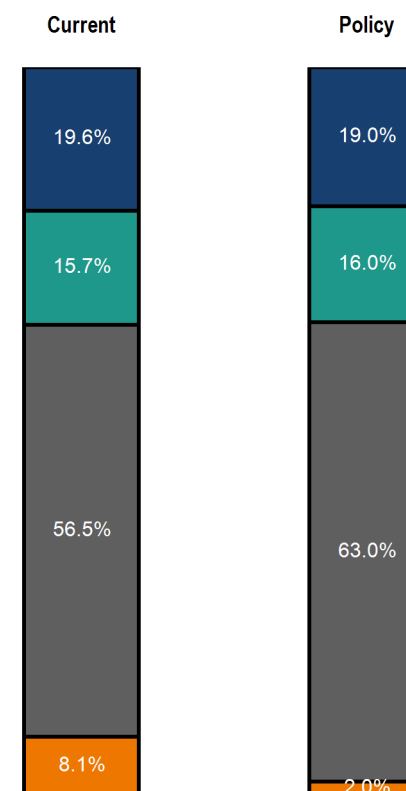
Market At Last Trade Date	Number of Shares	Code	Investment Account	Beginning Book	Beginning Market	Net Additions	Transfers	Interest & Dividends	Realized Gain(Loss)	Unrealized Gain(Loss)	Ending Book	Ending Market	Actual %	Board Policy
<u>CASH ACCOUNTS:</u>														
0.00	0.00	SWUXX	Schwab - Cash	1,124,209	1,124,209	(381,296)	80,739	9	0	0	823,653	823,653		
			TOTAL CASH	1,124,209	1,124,209	(381,296)	80,739	9	0	0	823,653	823,653	8.6%	0.0%
<u>BOND ACCOUNTS:</u>														
14.33	149,542.82	DODIX	Dodge & Cox Income Fund	1,677,777	1,739,767	400,000	(10,468)	10,468	0	3,182	2,077,777	2,142,949	22.3%	25.0%
10.96	103,053.40	VFSUX	Vanguard Short Term	1,102,378	1,132,557	0	(1,462)	1,462	0	(3,092)	1,102,378	1,129,465	11.7%	15.0%
11.31	189,072.61	VBTLX	Vanguard Total Bond Market Index	1,650,890	1,728,023	400,000	(3,097)	3,097	0	10,388	2,050,890	2,138,411	22.2%	25.0%
			TOTAL BONDS	4,431,046	4,600,346	800,000	(15,027)	15,027	0	10,479	5,231,046	5,410,825	56.3%	65.0%
			TOTAL FIXED INC.	5,555,255	5,724,555	418,704	65,712	15,036	0	10,479	6,054,699	6,234,478	64.8%	65.0%
<u>DOMESTIC:</u>														
199.10	9,442.38	VTHR	Vanguard Russell 3000	1,138,868	1,839,565	0	0	0	0	40,413	1,138,868	1,879,979	19.6%	19.0%
			TOTAL DOMESTIC	1,138,868	1,839,565	0	0	0	0	40,413	1,138,868	1,879,979	19.6%	19.0%
<u>INTERNATIONAL:</u>														
70.57	21,259.14	AEPFX	EuroPacific	1,071,695	1,560,634	0	(65,704)	65,704	0	(60,376)	1,071,695	1,500,258	15.6%	16.0%
			TOTAL INTERNATIONAL	1,071,695	1,560,634	0	(65,704)	65,704	0	(60,376)	1,071,695	1,500,258	15.6%	16.0%
			TOTAL EQUITIES	2,210,563	3,400,199	0	(65,704)	65,704	0	(19,963)	2,210,563	3,380,236	35.2%	35.0%
			GRAND TOTALS	7,765,817	9,124,754	418,704	9	80,739	0	(9,484)	8,265,261	9,614,714	100.0%	100.0%

Medium Term Fund

Executive Summary - Preliminary (Net of Fees)

Period Ending: June 30, 2021

	Market Value	% of Portfolio	1 Mo	QTD	YTD	1 Yr	3 Yrs	5 Yrs	10 Yrs		Current	%	Policy	%
Total Fund	9,568,625	100.0	0.8	3.6	3.4	14.7	9.1	7.6	--					
Policy Index			0.7	3.3	3.4	12.8	8.6	7.2	5.9					
Domestic Equity	1,879,979	19.6	2.5	8.0	15.0	44.2	18.5	17.8	--					
Vanguard Russell 3000	1,879,979	19.6	2.5	8.0	15.0	44.2	18.5	17.8	14.5					
Russell 3000			2.5	8.2	15.1	44.2	18.7	17.9	14.7					
International Equity	1,500,258	15.7	0.3	7.0	6.5	40.0	13.7	14.4	--					
American Funds Europacific Growth F2	1,500,258	15.7	0.3	7.0	6.5	40.0	13.7	14.4	8.2					
MSCI ACWI ex USA Gross			-0.6	5.6	9.4	36.3	9.9	11.6	5.9					
Domestic Fixed Income	5,410,825	56.5	0.6	1.7	-0.8	1.7	5.5	3.6	--					
Vanguard Total Bond Market Index	2,138,411	22.3	0.8	2.0	-1.7	-0.4	5.4	3.0	3.4					
Dodge & Cox Income	2,142,949	22.4	0.8	2.0	-0.6	3.4	6.4	4.5	4.3					
BBGBarc US Aggregate TR			0.7	1.8	-1.6	-0.3	5.3	3.0	3.4					
Vanguard Short-Term Investment Grade Adm	1,129,465	11.8	-0.1	0.7	0.2	2.1	4.2	2.8	2.6					
BBGBarc US Credit 1-5 Yr TR			-0.1	0.6	0.0	1.8	4.4	2.9	2.8					
Cash and Equivalents	777,564	8.1	0.0	0.0	0.0	0.0	0.2	0.2	--					
Schwab Cash	777,564	8.1	0.0	0.0	0.0	0.0	0.2	0.2	--					
91 Day T-Bills			0.0	0.0	0.0	0.1	1.2	1.1	0.6					
Total	\$9,568,625	100.0%									\$9,568,625	100.0%	\$9,568,625	100.0%



Policy Index: 19% Russell 3000, 16% MSCI ACWI Ex US, 48% BBGBarc US Aggregate, 15% BBGBarc 1-5 Year Gov/Credit, 2% 91 Day T-Bill. Medium Pool portfolio funded 5/13/2016. Fund performance has been backfilled and represents actual performance for periods shown. All data is preliminary.





COMMUNITY FOUNDATION FOR MONTEREY COUNTY
ESG FUND PORTFOLIO
Activity for the Month of: June 2021

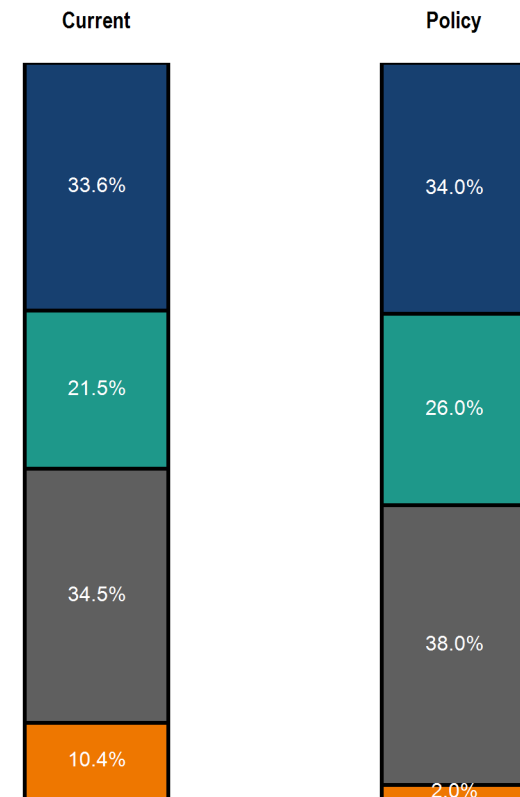
Market At Last Trade Date	Number of Shares	Code	Investment Account	Beginning Book	Beginning Market	Net Additions	Transfers	Interest & Dividends	Realized Gain(Loss)	Unrealized Gain(Loss)	Ending Book	Ending Market	Actual %	Board Policy
<u>CASH ACCOUNTS:</u>														
		SWUXX	Schwab - Cash	568,107	568,107	6,452	2,334	3	0	0	576,896	576,896	10.9%	0.0%
<u>BOND ACCOUNTS:</u>														
10.65	170,463.39	TSBIX	TIAA Social Choice Bond Fund	1,444,791	1,505,494	300,000	(2,334)	2,334	0	9,941	1,744,791	1,815,435	34.3%	40.0%
<u>DOMESTIC EQUITY:</u>														
28.54	61,792.07	TISCX	TIAA Social Choice Equity Fund	1,163,785	1,722,145	0	0	0	0	41,401	1,163,785	1,763,546	33.4%	35.0%
<u>INTERNATIONAL EQUITY:</u>														
13.37	84,490.52	TSONX	TIAA Social Choice International	899,233	1,143,157	0	0	0	0	(13,518)	899,233	1,129,638	21.4%	25.0%
GRAND TOTAL				3,507,810	4,370,796	300,000	(2,334)	2,334	0	37,823	3,807,810	5,285,515	100%	100%

ESG Portfolio

Executive Summary - Preliminary (Net of Fees)

Period Ending: June 30, 2021

	Market Value	% of Portfolio	1 Mo	QTD	YTD	1 Yr	3 Yrs	5 Yrs	10 Yrs			Current	%	Policy	%
Total Fund	5,256,007	100.0	0.8	4.8	7.0	21.7	10.6	--	--		Domestic Equity	\$1,763,546	33.6%	\$1,787,042	34.0%
Policy Index			0.8	4.9	6.7	22.2	11.1	10.2	8.2		International Equity	\$1,129,638	21.5%	\$1,366,562	26.0%
Domestic Equity	1,763,546	33.6	2.4	8.1	16.0	43.6	19.1	--	--						
TIAA CREF Social Choice Equity Fund	1,763,546	33.6	2.4	8.1	16.0	43.6	19.1	18.0	14.1		Domestic Fixed Income	\$1,815,435	34.5%	\$1,997,283	38.0%
Russell 3000			2.5	8.2	15.1	44.2	18.7	17.9	14.7						
International Equity	1,129,638	21.5	-1.2	5.1	8.0	31.3	9.3	--	--		Cash and Equivalents	\$547,388	10.4%	\$105,120	2.0%
TIAA CREF Social Choice International Equity Fund	1,129,638	21.5	-1.2	5.1	8.0	31.3	9.3	10.6	--		Total	\$5,256,007	100.0%	\$5,256,007	100.0%
MSCI EAFE Gross			-1.1	5.4	9.2	32.9	8.8	10.8	6.4						
Domestic Fixed Income	1,815,435	34.5	0.8	2.0	-0.9	2.0	5.5	--	--		Current			Policy	
TIAA CREF Social Bond Fund	1,815,435	34.5	0.8	2.0	-0.9	2.0	5.5	3.5	--						
BBgBarc US Aggregate TR			0.7	1.8	-1.6	-0.3	5.3	3.0	3.4						
Cash and Equivalents	547,388	10.4	0.0	0.0	0.0	0.0	0.2	--	--						
Schwab Cash	547,388	10.4	0.0	0.0	0.0	0.0	0.2	--	--						
91 Day T-Bills			0.0	0.0	0.0	0.1	1.2	1.1	0.6						
											33.6%		34.0%		



Policy Index: 34% Russell 3000, 26% MSCI EAFE, 38% BBgBarc US Aggregate, 2% 91 Day T-Bill. ESG Pool portfolio funded 9/29/2016. Fund performance has been backfilled and represents actual performance for periods shown. All data is preliminary.

COMMUNITY FOUNDATION FOR MONTEREY COUNTY

DRIM INVESTMENT PORTFOLIO

Activity for the Month of: June 2021

Market At Last Trade Date	Number of Shares	Code	Investment Account	Beginning Book	Beginning Market	Net Additions	Transfers	Interest & Dividends	Realized Gain(Loss)	Unrealized Gain(Loss)	Ending Book	Ending Market	Actual %
CASH ACCOUNTS:													
			Schwab - Cash	352,988	352,988	0	465	3	0	0	353,456	353,456	
			TOTAL CASH	352,988	352,988	0	465	3	0	0	353,456	353,456	13.2%
EQUITIES													
78.79	1,800.00	FIX	Comfort Systems USA	100,349	149,220	0	0	0	0	(7,398)	100,349	141,822	5.3%
95.87	3,000.00	FN	Fabrinet	149,560	269,070	0	0	0	0	18,540	149,560	287,610	10.7%
76.31	2,000.00	ROCK	Gibraltar Industries	100,099	158,900	0	0	0	0	(6,280)	100,099	152,620	5.7%
56.15	5,600.00	HASI	Hannon Armstrong	131,358	275,576	0	0	0	0	38,864	131,358	314,440	11.7%
228.12	750.00	HELE	Helen of Troy, LTD	103,793	157,860	0	0	0	0	13,230	103,793	171,090	6.4%
161.94	2,500.00	LGIH	LGI Homes, Inc.	103,437	452,025	0	0	0	0	(47,175)	103,437	404,850	15.1%
43.76	3,100.00	SHOO	Madden Steven, LTD	99,477	128,340	0	(465)	465	0	7,316	99,477	135,656	5.1%
94.51	1,900.00	NVEE	NV5 Global, Inc.	138,054	173,527	0	0	0	0	6,042	138,054	179,569	6.7%
79.87	2,000.00	WNS	WNS Holdings, LTD	96,064	149,000	0	0	0	0	10,740	96,064	159,740	6.0%
76.36	3,000.00	NEP	Nextera Energy Partners, LP	136,772	205,110	0	0	0	0	23,970	136,772	229,080	8.6%
165.63	900.00	GLD	SPDR Gold	131,387	160,542	0	0	0	0	(11,475)	131,387	149,067	5.6%
			TOTAL EQUITIES	1,290,350	2,279,170	0	(465)	465	0	46,374	1,290,350	2,325,544	
GRAND TOTALS													
				1,643,339	2,632,158	0	0	468	0	46,374	1,643,807	2,679,000	100.0%

DRIM Review 5/31/2021



Neumeier Poma Investment Counsel (market value \$2,632,158)

PERFORMANCE

	1 MO	YTD	1 YR	2 Yr	SINCE INCEPTION (6/26/18)
DRIM Provider	0.4%	10.9%	42.2%		13.1%
Policy Index (Russell 2000 Value)	3.1%	27.4%	79.4%		10.4%
Foundation	1.2%	8.4%	29.9%		--

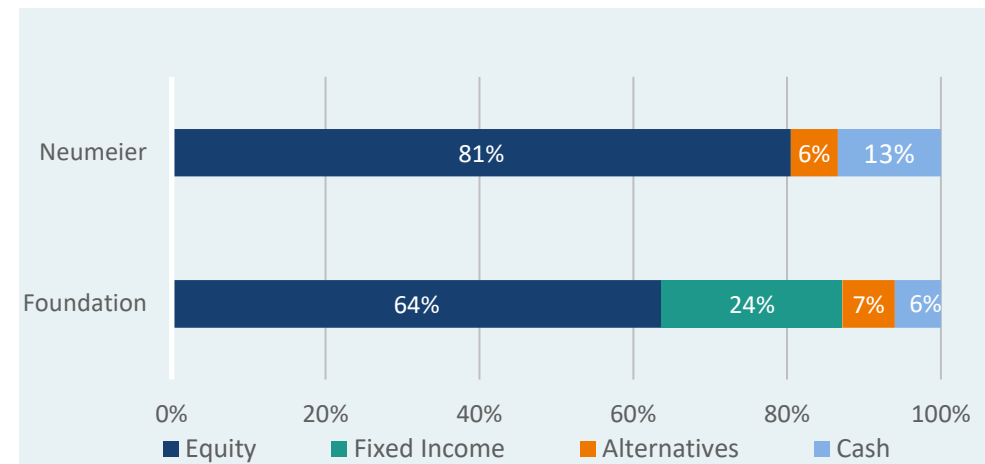
LARGEST HOLDINGS

	WEIGHT	% GAIN/LOSS
LGI Homes Inc	17.2%	337.0%
Money Market Fund	13.4%	--
Hannon Armstrong	10.5%	109.8%
Fabrinet	10.2%	79.9%
Nextera Energy	7.8%	50.0%
NV5 Global Inc.	6.6%	25.7%

ASSET ALLOCATION VS. MIN/MAX RANGE

ASSET CLASS	CURRENT	MIN	MAX
Equities	80.5%	70%	90%
Fixed Income	0%	0%	0%
Alternatives	6.1%	0%	10%
Cash & Equivalents	13.4%	10%	30%

ASSET ALLOCATION VS. FOUNDATION



Donor fund inception date: 6/26/2018. Returns 1 year and longer are annualized.

Note: During a quarterly review, the investment committee will also generally have the DRIM providers report for expanded detail.

COMMUNITY FOUNDATION FOR MONTEREY COUNTY			Changes in Fund Balances -- January 1 through June 30, 2021						
			Interfund			All Grants			
			Contrib'n's -	Investment	Interest &	& Pledges	Admin.	Expenses &	Ending
Fund Name	Beg. Fund	Contrib'n's	Other Inc	Gain (Loss)	Dividends	Paid/Rec'd	Fees	Transfers	Fund Balance
Admin - Operating									
Operating Fund	3,395,013	712,355	2,003,808	0	4,322	0	0	1,782,049	4,333,449
Subtotal Administration (1)	3,395,013	712,355	2,003,808	0	4,322	0	0	1,782,049	4,333,449
Affiliate Funds									
Community Fund for Carmel Valley - Endowed	15,357	(4,925)	(500)	1,346	178	0	162	7	11,287
Community Fund for Carmel Valley - Nonendowed	90,719	8,650	500	4,843	635	38,000	739	7	66,600
Northern Monterey County Foundation - Nonendowed	21,694	16,449	1,500	0	7	0	258	0	39,392
Northern Monterey County Foundation - Endowed	176,815	17,669	1,500	15,453	2,347	0	1,846	84	211,855
Southern Monterey County Foundation - Endowed	206,549	2,700	0	17,286	2,598	0	2,110	94	226,928
Southern Monterey County Foundation - Nonendowed	58,657	2,700	0	0	44	0	596	0	60,805
Subtotal Affiliate Funds (6)	569,790	43,244	3,000	38,927	5,810	38,000	5,711	193	616,868
Designated - Agency									
Animal Legal Defense Fund	22,093	0	0	1,794	269	848	220	10	23,078
Pauline and John Anderson Fund	896,721	0	0	74,663	11,201	0	5,702	408	976,475
William S. and Janice R. Anderson Fund	26,078	0	0	1,968	295	4,000	153	11	24,178
Tony P. and Marjorie Ayres Fund	62,788	0	0	5,228	784	0	399	29	68,372
Nancy Parker Benham Endowment Fund	1,540,486	0	0	128,282	19,245	0	9,087	701	1,678,224
Central Coast Lighthouse Keepers Fund	915,827	0	0	74,474	11,173	35,059	5,713	409	960,293
Joseph and Betty Chaffers Fund	0	490,000	0	28,695	5,283	0	1,551	127	522,300
Cislini Fund	10,687,256	0	0	890,646	133,615	0	35,951	4,866	11,670,700
Howard and Lynn Classen Endowment	19,320	0	0	1,609	241	0	123	9	21,038
Communities for Sustainable Monterey County	141,453	300	0	11,786	1,769	0	720	64	154,525
Teacher Pathway Fund: CSUMB	125,000	0	0	0	77	0	624	0	124,453
Arts Council of Monterey County Endowment Fund	18,032	0	0	1,466	220	690	112	8	18,908
The Gloria S. Daly Endowment Fund for All Saints' Episcopal	39,169	0	0	3,185	478	1,500	244	17	41,070
Charles Auguste de Guigne Charitable Foundation	20,431,258	0	0	1,666,703	249,817	781,343	60,147	9,141	21,497,147
Frances Elgan & Werner Kunkel Fund	2,350,051	0	0	195,714	29,361	0	13,206	1,069	2,560,851
Howard W. and Elva M. Elliott Trust Fund	4,145,414	0	0	345,422	51,820	0	15,825	1,887	4,524,944
Equal Access Monterey Bay Fund	0	0	0	0	0	0	0	0	0
The Herman Fletcher Fund	374,586	0	0	31,189	4,679	0	2,382	170	407,902
A Fork in the Road-A Fund Providing a Path to a Science Ca	180,276	0	0	15,010	2,252	0	1,146	82	196,310
John Gill ALS Patient Support Fund	169,265	0	0	13,764	2,065	6,481	1,056	76	177,482
Rodney & Betty Guilfoil Fund	721,115	0	0	60,042	9,007	0	4,585	328	785,250
The Edgar H. Haber and Terry Jones Haber Fund	3,076,473	0	0	256,225	38,439	0	16,576	1,400	3,353,161
Jack and Donna Hardy Fund	35,726	0	0	0	27	0	356	0	35,397

COMMUNITY FOUNDATION FOR MONTEREY COUNTY			Changes in Fund Balances -- January 1 through June 30, 2021						
			Interfund			All Grants			
			Contrib'ns -	Investment	Interest &	& Pledges	Admin.	Expenses &	Ending
Fund Name	Beg. Fund	Contrib'ns	Other Inc	Gain (Loss)	Dividends	Paid/Rec'd	Fees	Transfers	Fund Balance
Teacher Pathway Fund: Hartnell College	125,000	0	0	0	77	0	624	0	124,453
Hester Hyde Griffin Fund for All Saints Day School	446,345	0	0	36,296	5,445	17,091	2,784	199	468,011
The Hudson Fund	50,525	0	0	4,207	631	0	321	23	55,019
Ward D. and Mary T. Ingram Fund	173,173	0	0	14,419	2,163	0	1,101	79	188,575
Bob Jones Boy Scout Camping Fund	25,101	0	0	2,042	306	950	157	11	26,331
The William Kiepora Fund	1,466,934	0	0	122,155	18,326	0	8,713	667	1,598,034
Jack and Patricia Kilmartin Fund	435,391	0	0	35,398	5,311	16,805	2,716	194	456,385
Sandy Loiacono Scholarship Fund	143,943	1,000	0	12,069	1,810	0	918	66	157,837
John H. Marble Endowment Fund	10,097,344	0	0	831,691	124,773	192,651	34,208	4,553	10,822,396
MBD Fund	2	0	0	0	0	0	0	0	2
Jane P. McKay Endowment Fund for the Big Sur Land Trust	180,043	0	0	14,641	2,196	6,894	1,123	80	188,783
Jane P. McKay Endowment Fund for Door to Hope	180,025	0	0	14,639	2,196	6,893	1,123	80	188,764
Jane P. McKay Endowment Fund for the Hartnell College	180,786	0	0	14,701	2,206	6,923	1,128	81	189,561
Monterey County Symphony Association Fund	110,111	0	0	8,954	1,343	4,216	687	49	115,456
Montage Health Support Fund at the Community Foundation for Monterey County	50,000	0	0	4,163	625	0	286	23	54,479
Joyce Morris Fund	548,874	0	0	45,700	6,856	0	3,490	250	597,691
Margaret L. Musser Restricted Fund	1,730,728	0	0	144,128	21,622	0	10,055	787	1,885,636
F. Robert Nunes Family Fund	2,588,408	0	0	215,567	32,339	0	14,419	1,178	2,820,718
Perry-Downer House Fund	100,187	0	0	8,141	1,221	3,950	625	45	104,930
St. James Buildings Renovation Fund	0	0	0	0	0	0	0	0	0
Anne Thorp Memorial Fund	45,668	20,000	0	1,378	920	0	347	16	67,602
Dr. James Valentine Fund	11,366,984	0	0	947,307	142,115	0	37,681	5,175	12,413,549
Maud Porter Work Rose Garden Fund	136,684	0	0	11,115	1,668	5,234	853	61	143,319
Carl Young Memorial Earth Science Endowment Fund	25,981	2,000	0	2,273	342	804	169	12	29,611
YWCA Endowment Fund	71,383	0	0	5,805	871	2,733	445	32	74,848
Subtotal Designated - Agency (48)	76,258,003	513,300	0	6,304,654	947,481	1,095,065	299,853	34,473	82,594,047
Unrestricted									
21st Century Fund - Health, Education, Social & Community	1,229,543	0	0	102,102	15,199	37,963	12,382	558	1,295,941
Kathleen and Austin Barrows Fund	729,619	0	0	60,466	8,944	27,000	7,416	330	764,282
Wendy (Millard) Benjamin Fund	726,302	0	0	60,291	8,977	14,287	7,382	329	773,571
Nancy Jane Bletzer Fund	0	0	608,254	30,210	4,349	0	3,044	476	639,293
Nancy Jane Bletzer Fund for Animal Welfare	0	0	1,824,761	90,634	13,050	0	9,133	1,042	1,918,270
Cislini Fund #2 - 15% Discretionary	1,796,758	0	0	149,272	22,271	40,000	18,137	815	1,909,349
Leland Edmund Dake and Gloria Urban Dake Fund	499,898	0	0	41,575	6,237	0	5,081	227	542,402
Mary Jane Drummond Fund	762,794	0	0	63,439	9,517	0	7,753	347	827,651
Lewis and Gloria Fenton Fund	178,178	0	0	14,781	2,185	6,932	1,133	81	186,998

COMMUNITY FOUNDATION FOR MONTEREY COUNTY			Changes in Fund Balances -- January 1 through June 30, 2021						
			Interfund			All Grants			
			Contrib'n's -	Investment	Interest &	& Pledges	Admin.	Expenses &	Ending
Fund Name	Beg. Fund	Contrib'n's	Other Inc	Gain (Loss)	Dividends	Paid/Rec'd	Fees	Transfers	Fund Balance
The Fund for Monterey County	7,887,726	44,844	0	559,859	105,948	47,301	79,551	102,675	8,368,851
General Endowment Fund of the Community Foundation #2	107,057	0	0	2,048	1,509	0	1,067	27	109,520
General Endowment-NGP Grants	0	0	10,000	0	0	0	0	0	10,000
General Endowment - Opportunity Fund	14,980	0	150,000	0	(0)	32,370	0	0	132,610
Marilyn & Philo Holland Fund	76,462	0	0	6,359	954	0	777	35	82,963
Lauralie and J. J. Irvine Fund	9,205,121	0	0	767,310	114,884	122,000	93,190	4,193	9,867,932
George P. and Betty Kendall Memorial Fund	45,541	0	0	3,787	568	0	463	21	49,413
Leo Lanini Fund	28,023	0	0	2,331	350	0	285	13	30,405
The Barbara and Joseph Lee Fund	99,963	0	0	8,314	1,247	0	1,016	45	108,462
LLC #1 CFMC Real Estate	1,837,500	0	0	0	0	0	0	0	1,837,500
The John and Nancy Love Fund	941,340	0	0	78,288	11,745	0	9,568	428	1,021,376
Jan and Tannie Mandel Fund	160,296	0	0	13,331	2,000	0	1,629	73	173,925
John R. Marron Fund	1,081,308	0	0	89,923	13,487	643	10,990	491	1,172,593
Paul Edward and Gay Delores Rochester Fund	244,781	0	0	20,358	3,054	0	2,488	111	265,593
Donna Roop Fund	372,574	0	0	30,872	4,564	14,357	3,787	169	389,697
The Scott Fund	126,746	0	0	10,541	1,581	0	1,288	58	137,523
Renita K. Seibel Fund	60,094	0	0	4,984	739	1,780	611	27	63,399
Clyn & Pamela Smith Fund	40,093	0	0	3,334	500	0	408	18	43,502
Evelyn Torras Fund	468,728	0	0	38,982	5,848	0	4,764	213	508,581
CFMC Trustees Fund	7,171	0	0	596	89	0	73	3	7,781
Subtotal Discretionary - General (29)	28,728,594	44,844	2,593,015	2,253,986	359,796	344,633	283,415	112,805	33,239,382
Field of Interest									
Ruth L. and Wilbur K. Amonette Fund - Arts and education	838,719	0	0	69,753	10,464	0	8,525	381	910,030
The Todd Lueders Fund for the Arts - Arts	1,467,963	1,000	0	122,089	18,320	0	14,920	667	1,593,783
Paul Block, Jr. Fund - Elderly	167,318	0	0	13,915	2,088	0	1,701	76	181,544
Patricia J. Boles - Arts	748,642	0	0	62,034	9,171	28,713	7,609	339	783,187
Maureen Bradford Fund - Needy children and abused women	135,395	0	0	11,260	1,689	0	1,376	62	146,907
Stephen and Madeleine Conran Fund - Needy children and s	4,279,041	0	0	355,216	52,870	102,915	43,367	1,940	4,538,905
The John & Mary Dawson Learning Fund	1,545,014	0	0	128,493	19,276	0	15,703	702	1,676,377
Doud Fund #I - Historic Preservation	1,971,528	0	0	165,377	24,809	0	20,042	904	2,140,769
Ken and Gundy DuVall Fund - Multi Purpose	7,164,757	0	0	595,472	89,097	49,843	72,822	3,254	7,723,406
Fund for the Environment - Environment	984,031	1,000	0	64,927	2,776	7,500	9,918	254	1,035,061
Fred Farr Environmental Stewardship Fund	70,442	0	0	5,858	879	0	716	32	76,432
Cyrus F. Fitton Fund - Seniors, youth and handicapped	924,629	0	0	76,779	11,448	15,000	9,398	419	988,039
Jean P. Fitton Fund - Monterey County teachers	802,874	0	0	66,772	10,017	0	8,160	365	871,138
The Rudy E. Futer Fund for Human & Humane Needs	23	19,600	0	0	31	0	34	0	19,621

COMMUNITY FOUNDATION FOR MONTEREY COUNTY			Changes in Fund Balances -- January 1 through June 30, 2021						
			Interfund			All Grants			
			Contrib'ns -	Investment	Interest &	& Pledges	Admin.	Expenses &	Ending
Fund Name	Beg. Fund	Contrib'ns	Other Inc	Gain (Loss)	Dividends	Paid/Rec'd	Fees	Transfers	Fund Balance
Good Neighbor Basic Human Needs	117,252	0	0	9,751	1,463	0	1,192	53	127,221
Gumm Fund for the Performing Arts	327,271	0	0	27,218	4,083	0	3,326	149	355,097
Elmer Mills Harris Fund - Elder Assistance	362,859	0	0	30,178	4,527	0	3,688	165	393,711
Douglas Madsen Fund for HIV/AIDS Housing in Monterey Co	1,310,806	0	0	113,322	17,000	(5,801)	7,923	619	1,438,387
The Fund for Homeless Women	284,302	18,223	0	23,796	3,649	0	2,891	130	326,949
The Fund for Homeless Women Non-Endowed Fund	60,123	31,665	0	0	20	0	640	0	91,168
Terry Layne Fund for Beach Protection	354,308	0	0	29,382	4,337	15,000	2,253	160	370,614
Leslie Mulford Fund	27	0	0	0	0	0	0	0	27
Kathleen and Howard Marks Fund - Elderly & Animals	712,334	0	0	59,242	8,887	0	7,240	324	772,900
The McKay Fund - Multi Purpose	229,415	0	0	19,080	2,862	0	2,332	104	248,921
Monterey County Tolerance and Acceptance Fund	5,776	0	10,427	1,136	193	0	112	5	17,415
The MPUSD Arts Fund	4,793	0	0	0	4	0	48	0	4,748
Engracia Irene Murray Fund-Historic Preservation & Elderly	913,314	0	0	75,878	11,336	10,000	9,283	415	980,831
Musser Fld of Interest Fund - Elder Care & Prep Schools	2,304,545	0	0	191,661	28,752	0	23,423	1,047	2,500,487
Orrick Fund - Abused and needy youth	48,135	0	0	3,993	593	1,288	489	22	50,922
Out Reach - A Fund for LGBT Life in Monterey County	70,900	0	0	5,897	885	0	721	32	76,929
June P. Sheppard Fund for the Performing Arts	104,549	0	0	8,695	1,304	0	1,063	48	113,438
Siembra Latinos Fund - Nonendowed	18,051	188	500	1,497	228	0	184	8	20,271
Siembra Latinos Fund - Endowed	63,469	188	500	5,274	795	0	646	29	69,551
Dr. Frank Pye Smith Medical Facilities Fund	2,299,158	0	0	191,213	28,685	0	23,369	1,045	2,494,643
Robert and Virginia Stanton Endowment Fund	4,748,744	0	0	395,088	59,270	0	42,246	2,159	5,158,697
Irving R. and Helen G. Stuart Fund	110,696	0	0	9,206	1,381	0	1,125	50	120,108
The James M. and Marjorie E. Sturgeon Fund - Social Service	102,193	0	0	8,499	1,275	0	1,039	46	110,882
Tri-Counties Blood Bank - Health	411,848	0	0	35,778	5,367	0	4,189	196	448,609
Shirley I. Thackara Fund - health & education	133,703	0	0	11,120	1,668	0	1,359	61	145,071
Evelyn and Spencer Thompson Fund to Help Feed the Hungry	28,160	0	0	2,333	345	1,085	286	13	29,454
Dr. George & Sam Kih Thorngate Family Fund - Medical Equipment	899,180	0	0	74,782	11,219	0	9,139	409	975,633
Anita Tarr Turk Fund for Breast Cancer Research	1,690,563	0	0	144,769	21,718	0	17,192	791	1,839,066
The Women's Fund	2,109,767	1,025	0	137,270	5,895	67,927	20,924	539	2,164,567
Youth Fund - Youth	79,599	0	0	6,620	993	0	809	36	86,367
Florence Haspel Zeve Award Fund	32,669	0	0	2,655	396	1,000	327	15	34,379
Subtotal Field of Interest (45)	41,038,888	72,888	11,427	3,363,277	482,067	294,470	403,749	18,066	44,252,262
Donor-Advised									
Antle Family Fund	4,036,562	0	0	323,844	48,129	200,000	18,766	1,783	4,187,986
Ausonio Family Fund	1,801,724	0	0	146,095	21,804	75,000	10,242	802	1,883,578
Peggy Downes Baskin Fund for Women's Reentry	60,663	0	0	5,051	758	0	386	28	66,058

COMMUNITY FOUNDATION FOR MONTEREY COUNTY			Changes in Fund Balances -- January 1 through June 30, 2021						
			Interfund			All Grants			
			Contrib'ns -	Investment	Interest &	& Pledges	Admin.	Expenses &	Ending
Fund Name	Beg. Fund	Contrib'ns	Other Inc	Gain (Loss)	Dividends	Paid/Rec'd	Fees	Transfers	Fund Balance
Howard Franklin Bowker Numismatic Projects Endowment Fund	812,427	540,623	0	111,424	16,378	40,000	6,667	535	1,433,650
Chappellet Youth, Arts and Ecology Fund	13,090	0	0	1,090	164	0	83	6	14,255
Colleagues of the Arts Endowment Fund	136,350	100	0	11,081	1,652	4,500	682	61	143,940
Marcia F. DeVoe Fund	1,044,147	0	0	86,595	12,935	15,000	6,549	473	1,121,655
Helen R. Doe Fund	23,605	0	0	1,965	295	0	150	11	25,705
Jean and Jim Duff Fund	1,561,317	0	0	131,524	19,731	0	9,195	719	1,702,659
Davis Factor, Jr. and Christine B. Factor Fund	123,238	0	0	10,261	1,539	0	784	56	134,199
Farrell/Allen/LaSalle Carmel Rotary Fund	6,273,097	0	0	516,722	77,520	117,550	24,567	2,829	6,722,394
Farrell/Allen Carmel Rotary Fund	1,019,234	0	0	84,327	12,651	10,600	6,408	461	1,098,743
Doris Parker Fee Fund	338,079	0	0	28,149	4,223	0	2,150	154	368,148
Ted Fehring Family/Carmel Host Lions Club Fund	52,256	0	0	4,351	653	0	332	24	56,904
Lori and Lou Flagg Memorial Youth Fund	1,699,439	0	0	141,522	21,231	0	9,896	764	1,851,532
Jessica Govea-Thorbourne Memorial Fund	228,125	0	0	18,994	2,849	0	1,451	104	248,414
Harlan and Barbara Hall Fund	871,143	0	0	72,525	10,869	2,500	5,539	396	946,102
Hicks Fund for the Arts	880	0	0	73	11	0	6	0	958
Elmer G. and William G. Hitchcock Fund	182,138	0	0	15,165	2,275	0	1,158	83	198,338
Mary and Peter Hobley Memorial Fund	58,802	0	0	4,818	721	2,000	374	26	61,941
Jeanne Smith-Holmquist Fund	32,274	0	0	2,687	403	0	205	15	35,145
Cappy Martin/Vernon Hurd Monterey Rotary Club Fund	1,161,548	0	100	96,726	14,511	0	7,159	528	1,265,197
Kadushin Robinson Fund	67	0	0	2	0	0	0	69	0
The Kohn Family Theatre and Arts Fund	36,974	0	0	3,079	462	0	235	17	40,262
Phyllis Geer Krystal	1,510,076	0	0	125,749	18,865	0	8,932	687	1,645,070
Jefferson and Frances Larkey Memorial Fund	104,457	0	0	8,697	1,305	0	664	48	113,748
William R. and Duncan B. Lewis Family Foundation Fund	1,113,385	0	0	92,707	13,908	0	6,914	507	1,212,579
Phyllis and Herbert Lister Fund	83,274	0	0	6,934	1,040	0	529	38	90,680
Valera Whitford Lyles Fund	35,347	0	0	2,881	430	1,000	222	16	37,420
John and Kristina Magill Fund	50,504	5,000	0	4,623	691	0	337	25	60,456
The Marcus Family Fund	31,373	0	0	2,612	392	0	199	14	34,164
The Ann Mayer Hiller Memorial Fund	99,384	0	0	8,219	1,232	1,000	629	45	107,161
Catherine L. and Robert O. McMahan Fund	808,988	0	0	66,117	9,873	20,000	5,080	363	859,536
McMahan Family Fund	788,989	0	0	64,958	9,737	10,000	4,985	356	848,343
Marjorie McNeely Fund for the Blind or Illiterate	251,612	0	0	20,869	3,082	10,250	1,600	114	263,599
Lenore and Dale Meyer Fund	6,155,118	0	0	504,671	75,547	210,000	24,414	2,765	6,498,157
Malcolm and Joanne Millard Fund	110,128	0	0	9,169	1,376	0	700	50	119,922
Monterey Peninsula Sunrise Rotary Club Fund	34,576	0	0	2,879	432	0	220	16	37,651
Matthew Simis and Michael Gray Fund	37,348	279	0	3,036	455	1,500	470	17	39,131
Don Nucci Fund for the Salinas Valley	48,812	0	0	3,949	588	1,858	304	22	51,165

COMMUNITY FOUNDATION FOR MONTEREY COUNTY			Changes in Fund Balances -- January 1 through June 30, 2021						
			Interfund			All Grants			
			Contrib'ns -	Investment	Interest &	& Pledges	Admin.	Expenses &	Ending
Fund Name	Beg. Fund	Contrib'ns	Other Inc	Gain (Loss)	Dividends	Paid/Rec'd	Fees	Transfers	Fund Balance
The James M. Shade Memorial Fund	825,756	0	0	68,731	10,297	3,000	5,250	376	896,158
Ramsey Shirk Fund	927,638	0	0	76,189	11,401	21,000	5,849	417	987,960
Salinas Rotary Club Fund	57,586	0	0	4,795	719	0	366	26	62,707
Fund for the Salinas Valley	115,655	0	0	9,290	1,294	25,000	735	51	100,453
Salinas Rodeo Rotary Club Fund	14,956	0	0	1,245	187	0	95	7	16,286
Salinas Steinbeck Rotary Club Fund	2,504	0	0	208	31	0	16	1	2,726
Robert and Leslie Taylor Fund	55,008	0	0	4,580	687	0	350	25	59,900
Terman and Borreson Family Fund	0	0	0	4,457	6,594	0	0	(1,178,099)	1,189,150
Trinidad and Lupe Gomez Family Fund	177,064	0	0	14,729	2,206	1,000	1,126	80	191,792
Tyler Visiting Fellowship in Residence Fund	60,918	0	0	4,863	730	2,500	379	27	63,606
William and Susanne Tyler Fund	262,322	0	0	21,842	3,277	0	1,668	119	285,653
Willemsen Family Fund	746,331	0	0	62,167	9,326	0	4,746	340	812,738
Subtotal Donor Advised (52)	36,076,288	546,002	100	3,019,235	457,466	775,258	189,762	(1,161,606)	40,295,675
<u>Restricted - Award</u>									
American Culinary Federation, Marc H. Vedrines Scholarship	52,909	0	0	4,818	723	0	1,058	26	57,366
Dr. William D. Barr Fund for Educational Leadership	35,780	0	0	2,962	440	1,150	273	16	37,743
Butterfield Fund-No. Ca. Book Publicist's Assoc.	47,861	0	0	3,984	598	0	365	22	52,055
Allen S. Griffin Fund - Teaching Awards	157,360	0	0	13,097	1,965	0	1,200	72	171,150
Theodore R. Sarbin Research and Scholarship Award Fund	27,077	0	0	2,254	338	0	207	12	29,450
Robert Stanton Award Fund	52,563	0	0	4,375	656	0	401	24	57,170
Taylor Farms Scholarship Fund	25,031	351,900	0	0	33	95,000	7,000	0	274,965
Subtotal Restricted Award (7)	398,582	351,900	0	31,490	4,753	96,150	10,504	172	679,898
<u>Restricted - Agency</u>									
Alliance on Aging	18,383	0	0	1,496	224	702	92	8	19,301
All Saints' Day School Endowment Fund	25,384	0	0	2,067	310	937	127	11	26,686
Alzheimer's Association of Monterey County	36,866	115	0	3,001	450	1,399	184	16	38,832
The Boys and Girls Club of the Monterey Peninsula Fund	140,571	100	0	11,440	1,716	5,367	702	63	147,696
Laurie Boone Hogen Appreciation Fund for Excellence in Teaching	66,890	0	0	5,442	816	2,553	334	30	70,232
Big Sur Health Center Endowment Fund	427,428	0	0	35,602	5,341	0	2,175	195	466,002
The Big Sur Land Trust Conservation Fund	42,758	0	0	3,478	522	1,647	213	19	44,878
Fred Farr & Edwin Bliss Buckeye Memorial Fund	112,453	0	0	9,367	1,405	0	572	51	122,602
Blind and Visually Impaired Center Fund	125,093	0	0	10,177	1,527	4,767	625	56	131,350
Casa Amesti Foundation Building Endowment Fund	536,119	0	0	44,205	6,631	3,160	2,700	242	580,853
David Allen Bernahl, II Local Heroes Fund for CASA	24,457	0	0	2,037	306	0	124	11	26,665
Carl Cherry Center for the Arts	26,062	20	0	2,120	318	995	130	12	27,384

COMMUNITY FOUNDATION FOR MONTEREY COUNTY			Changes in Fund Balances -- January 1 through June 30, 2021						
			Interfund			All Grants			
			Contrib'ns -	Investment	Interest &	& Pledges	Admin.	Expenses &	Ending
Fund Name	Beg. Fund	Contrib'ns	Other Inc	Gain (Loss)	Dividends	Paid/Rec'd	Fees	Transfers	Fund Balance
Chartwell School Scholarship Endowment Fund	742,867	0	0	60,436	9,067	28,367	3,709	332	779,963
Children's Services International	13,424	0	0	1,092	164	512	67	6	14,095
Chamber Music Monterey Bay	24,559	0	0	1,998	300	938	123	11	25,785
Carmel Music Society	157,154	0	0	12,805	1,920	5,996	789	70	165,024
Carmel Public Library Fund-Children's Fund	259,156	0	0	21,084	3,163	9,896	1,294	116	272,098
Carmel Public Library Fund	180,283	0	0	14,667	2,200	6,884	900	80	189,286
Community Partnership for Youth Fund	17,838	0	0	1,451	218	681	89	8	18,729
39 Craftsmen/MY Museum	13,024	0	0	1,060	159	497	65	6	13,675
Friends of the Carmel Valley Library Fund	32,716	0	0	2,672	400	0	163	1,238	34,387
Carmel Woman's Club Fund	225,573	0	0	18,353	2,753	8,588	1,126	101	236,865
Carmel Woman's Club "Women to Women" Scholarship Fund	24,761	0	0	2,062	309	0	126	11	26,996
Elkhorn Slough Foundation, Inc. Fund	45,467	0	0	3,699	555	1,732	227	20	47,742
Fenton Founders:Youth Music Monterey	63,293	0	0	5,159	773	2,416	318	28	66,462
Food Bank for Monterey County Endowment Fund	89,250	0	2,000	7,350	1,104	3,200	446	40	96,017
Girl Scouts of California's Central Coast Endowment Fund	97,410	0	0	7,926	1,189	3,694	486	44	102,302
Mayor Joe Gunter Memorial Fund for the Veterans Day Parade	10,086	0	0	840	126	0	51	5	10,997
Goodwill Industries	27,110	0	0	2,258	339	0	138	12	29,557
Health Projects Center Fund	23,532	0	0	1,960	294	0	120	11	25,655
Interim, Inc. Mental Illness Endowment Fund	25,889	0	0	2,156	324	0	132	12	28,225
Kinship Center Fund	14,489	0	0	1,179	177	552	72	6	15,214
Bishop Kip Fund for All Saints School	218,214	0	0	17,753	2,663	8,324	1,089	97	229,120
Legal Services for Seniors	30,400	0	0	2,532	380	0	155	14	33,143
LULAC Council # 2055 Fund	18,470	0	0	1,469	220	1,358	91	8	18,703
Lyceum Founders' Fund in Memory of Vera Hering and Claire	37,362	0	0	3,040	456	1,427	187	17	39,227
Director Emeritus Richard Tyler Scholarship Award	21,376	0	0	1,780	267	0	109	10	23,305
Monterey County Historical Society	15,986	0	0	1,299	195	634	80	7	16,760
Meals on Wheels - Monterey Peninsula	135,404	0	0	11,063	1,657	5,166	686	61	142,211
Eve Mills-Meals on Wheels-Salinas	93,951	0	0	7,643	1,147	3,588	469	42	98,642
Meals on Wheels -Salinas	47,557	0	0	3,869	580	1,816	237	21	49,932
Foundation for Monterey County Free Libraries - Dallas Shaff	132,693	0	0	10,795	1,620	5,067	662	59	139,319
Foundation for Monterey County Free Libraries - General End	69,056	0	0	5,752	863	0	351	31	75,288
Foundation for Monterey County Free Libraries - Staff Develop	16,432	0	0	1,337	201	627	82	7	17,253
Monterey History and Art Association Endowment Fund	490,821	0	0	39,932	5,991	18,729	2,450	219	515,345
Valley of the Moon Legacy Endowment Fund	31,698	0	0	2,640	396	0	161	14	34,559
MPC Women Supporting Women Endowment Fund	129,844	0	0	10,811	1,622	0	826	59	141,393
Monterey Public Library Fund	345,953	2,530	0	28,876	4,340	0	1,761	158	379,780
Monterey Museum of Art	80,170	0	0	6,523	979	3,057	400	36	84,178

COMMUNITY FOUNDATION FOR MONTEREY COUNTY			Changes in Fund Balances -- January 1 through June 30, 2021						
			Interfund			All Grants			
			Contrib'n's -	Investment	Interest &	& Pledges	Admin.	Expenses &	Ending
Fund Name	Beg. Fund	Contrib'n's	Other Inc	Gain (Loss)	Dividends	Paid/Rec'd	Fees	Transfers	Fund Balance
Natividad Medical Foundation	28,602	0	0	2,382	357	0	146	13	31,183
Danny Nugent Memorial Campership Fund	23,460	0	0	1,909	286	896	117	10	24,631
Ombudsman Fund for Long-Term Care	80,453	0	0	6,575	984	3,072	408	36	84,496
Jack O'Neill and Harry Hind Endowment Fund	1,170,089	0	0	95,206	14,283	44,529	5,632	522	1,228,896
Operating Endowment Fund	880,485	0	0	72,787	10,798	33,551	4,480	398	925,641
Orchestra in the Schools Endowment Master Fund	56,524	0	0	4,708	706	0	288	26	61,625
Nellie Irons Orr Fund	95,597	0	0	7,777	1,167	3,650	477	43	100,371
Pacific Repertory Theatre Endowment	182,450	0	0	15,197	2,280	0	928	83	198,915
Museum Foundation of Pacific Grove Fund	145,758	0	0	11,878	1,781	5,566	732	65	153,054
Project Helping Hand Fund	18,293	0	0	1,487	223	710	137	8	19,148
Center for Photographic Art	266,550	25,000	0	23,573	3,562	0	1,419	127	317,138
Rancho Cielo Endowment Master Fund	528,468	100	0	43,543	6,533	9,395	2,665	238	566,345
Friends of the Salvation Army Monterey Peninsula Fund	259,937	0	0	21,150	3,173	9,869	1,298	116	272,977
Shelter Outreach Plus	24,373	0	0	2,030	305	0	124	11	26,573
Sunset Theater Endowment Fund	197,163	111,000	0	17,178	2,995	0	1,003	95	327,238
SPCA of Monterey County	1,038,572	0	0	84,554	12,681	39,604	5,198	464	1,090,542
Salinas Rodeo Rotary Club Foundation	31,074	0	0	2,528	379	1,187	155	14	32,625
St. Timothy Foundation, Inc. Fund	19,998	0	0	1,627	244	764	100	9	20,997
Sylvia W. Schwartz Fund for Reading Improvement	17,648	0	0	1,436	215	674	88	8	18,529
Robinson Jeffers Tor House Fund	13,273	0	0	1,080	162	505	66	6	13,938
Tularcitos Parent Teacher Organization	21,644	0	0	1,761	264	826	108	10	22,725
United Way of Monterey County Fund	93,760	0	0	7,628	1,144	3,580	468	42	98,442
Ventana Wildlife Society Fund	39,270	0	0	3,271	491	0	200	18	42,814
Ventana Trails Forever Fund	380,965	1,000	0	31,012	4,657	14,412	1,902	170	401,150
Ventana Wilderness Alliance	116,129	0	0	9,450	1,418	4,398	580	52	121,966
The Western Stage Endowment Fund	62,226	0	0	5,183	778	0	317	28	67,841
Youth in Wilderness Fund	77,073	50	0	6,272	941	2,931	385	34	80,986
York School Fund	38,065	0	0	3,097	465	1,451	190	17	39,968
FASB 136 Year End Adjustment	(7,298,606)	0	0	0	0	0	0	0	(7,298,606)
Subtotal Restricted Agency (78)	4,195,024	139,915	2,000	944,035	141,950	326,843	57,827	6,395	5,031,859
Scholarship									
Monica Abbott Scholarship Fund	26,045	0	0	0	15	0	195	0	25,865
AGB Scholarship Fund	(149,999)	500	0	0	0	0	0	0	(149,499)
Belli Architectural Group Scholarship Fund	8,439	0	0	169	128	0	500	2	8,235
Dr. Roger and Kate Bartels Memorial Scholarship Fund	35,399	0	0	2,986	448	0	360	16	38,456
The Bissell Fund - Seaside High School	49,442	0	0	4,115	617	0	377	22	53,775

COMMUNITY FOUNDATION FOR MONTEREY COUNTY			Changes in Fund Balances -- January 1 through June 30, 2021						
			Interfund			All Grants			
			Contrib'ns -	Investment	Interest &	& Pledges	Admin.	Expenses &	Ending
Fund Name	Beg. Fund	Contrib'ns	Other Inc	Gain (Loss)	Dividends	Paid/Rec'd	Fees	Transfers	Fund Balance
James Bliss & Annette Sward Forestry & Nursing Scholarship	398,026	0	500	33,223	4,983	500	3,036	182	433,015
Margaret and Seba Bronson Scholarship Fund	1,636,207	0	0	144,733	21,713	0	12,495	791	1,789,367
The Larry Horan-Jim Langley Cal Alumni Memorial Scholarship	10,156	0	0	0	8	0	101	0	10,062
CASA of Monterey County Scholarship Fund	56,354	0	0	4,806	716	0	573	26	61,275
Caste Action Alliance Scholarship Fund	0	650	0	0	0	0	13	0	637
College Futures Monterey County Fund	112,936	0	63,000	0	273	(6,000)	1,162	0	181,047
CHISPA Scholarship Fund	69,654	7,500	0	6,094	935	0	733	33	83,418
Carmel High School Class of 1952	134,031	450	0	11,164	1,676	0	1,022	61	146,237
Bill Clapper Music Scholarship-Monterey High Music	32,356	0	0	2,693	404	0	247	15	35,192
The Club at Pasadera Scholarship Fund	5,853	0	0	0	6	0	500	0	5,359
Raymond H. Costa Family Scholarship Fund	11,875	65,000	0	1,416	448	0	121	9	78,609
Cal-Poly Agricultural Business Endowment	64,905	0	0	5,402	810	0	495	30	70,593
California Rodeo Salinas Scholarship Fund	0	200	10,000	0	5	0	204	0	10,001
Carmel Valley Women's Club Foundation Scholarship Fund	430	19,000	0	0	8	0	630	0	18,808
Drezner Family Scholarship Fund	134,275	10,500	21,666	0	146	0	1,442	0	165,145
The Elkhorn Slough Foundation's James Rote & Les Strnad Scholarship	103,794	5,000	0	8,704	1,326	0	660	48	118,117
David L. Ferguson Scholarship Fund - Monterey High School	30,705	0	0	2,556	383	0	234	14	33,396
Matthew Paul Finnigan Memorial Scholarship Fund	93,498	0	0	7,721	1,158	750	946	42	100,638
Flagg Scholarship Holding Fund	9	0	0	0	0	0	0	9	0
Nancy Fowler Memorial Music Scholarship Fund	0	25,016	0	1,347	228	0	500	6	26,085
FW Family Scholarship Fund	0	11,780	0	302	6	0	236	0	11,852
Gabilan Hope Scholarship Fund	(11,015)	6,000	0	0	4	3,000	100	0	(8,111)
Joel and Dena Gambord Nursing Scholarship	166,907	0	0	0	144	(5,000)	1,665	0	170,386
Girls' Health in Girls' Hands Scholarship Fund	34,093	250	666	0	6	0	341	0	34,674
Richard Gourley Memorial Scholarship Fund	0	1,775	0	1	2	0	36	0	1,742
Geraldyn R. Griffith Memorial Scholarship Fund	332,476	0	0	27,024	4,054	12,766	2,488	148	348,152
Whitney Elisabeth Grummon Memorial Scholarship Fund	46,417	0	0	3,825	574	0	928	21	49,866
R. J. Harper Scholarship Fund	114,289	100	0	9,473	1,398	5,000	1,162	52	119,046
Jess Harrison Family Scholarship Fund	116,431	1,000	0	9,904	1,486	0	1,189	54	127,579
Hausdorf Family Scholarship Fund	274,828	0	0	23,708	3,557	0	2,098	130	299,866
Henry Hibino Memorial Scholarship Fund	5,000	0	0	0	1	0	50	0	4,952
Scholarship Fund for Homeless Women	8,773	0	0	0	7	0	88	0	8,692
Rotary Club of Monterey Martin/Hurd Scholarship Fund	10,960	0	1,667	0	9	0	0	0	12,635
Bonnie Hutcheon Scholarship Fund	27,673	0	0	2,301	345	0	281	13	30,026
Harold and Peggy Ipson and Dan and Sue Ipson Scholarship	77,788	2,500	0	6,472	974	0	791	35	86,907
Elke Junger Sharing for the Future Scholarship Fund	20,504	10,000	0	1,718	296	0	610	10	31,899
The Kier Memorial Scholarship Fund	50,746	0	0	4,224	634	0	387	23	55,193

COMMUNITY FOUNDATION FOR MONTEREY COUNTY			Changes in Fund Balances -- January 1 through June 30, 2021						
			Interfund			All Grants			
			Contrib'ns -	Investment	Interest &	& Pledges	Admin.	Expenses &	Ending
Fund Name	Beg. Fund	Contrib'ns	Other Inc	Gain (Loss)	Dividends	Paid/Rec'd	Fees	Transfers	Fund Balance
George V. Kriste Scholarship Fund	40,431	0	0	2,671	114	0	408	10	42,798
Howard and Gretchen Leach Scholarship Fund	618,616	0	0	54,368	8,156	0	6,294	297	674,549
Men's Golf Association at Quail Lodge Scholarship Fund	113,743	11,010	0	2,156	1,595	0	1,134	28	127,342
The Morse Foundation Scholarship Fund	7,540	2,000	68,184	0	17	2,500	1,364	0	73,878
John S. Myszak Scholarship for Future Teachers	11,516	0	0	958	144	0	117	5	12,495
Nakamura Scholarship Fund - Carmel High School	19,406	0	0	1,682	252	0	148	9	21,183
Anthony Nicholas Narigi Memorial Baseball Scholarship Fund	229,257	0	0	19,066	2,860	0	2,330	104	248,749
Libby Olver Scholarship Fund	65,117	0	0	4,302	184	0	656	17	68,929
Dr. Gladys M. Olvis Scholarship Fund	55,389	3,570	0	4,869	732	0	436	26	64,097
Kristopher Pallastrini Fund	29,086	0	0	2,621	393	0	222	14	31,864
Casilda Paul Memorial Scholarship Fund	14,001	5,000	0	0	9	0	140	0	18,871
Richard Scott Reynolds Science & Technology Education Scholarship	215,552	0	0	18,177	2,727	0	2,191	99	234,165
San Ardo Foundation for Education	34,598	0	0	2,963	445	0	264	16	37,726
The Harles R. Sarment College Endowment	2,236,541	0	0	186,148	27,926	0	17,060	1,017	2,432,537
Steven Paul Schmidt Scholarship Fund	353,273	0	0	23,338	998	0	3,561	91	373,957
Sharon Heights Golf and Country Club Employee Scholarship	97,809	0	0	0	71	0	976	0	96,904
Alan and Rita Shugart Scholarship Fund	145,153	0	0	13,416	2,013	0	1,109	73	159,399
Smith Family Scholarship Fund	10,484	0	0	683	29	0	250	3	10,944
Wilbur H. and Maxine D. Stevens Scholarship Fund	35,537	0	0	2,958	444	0	271	16	38,651
The Nan Borreson and Fred Terman Scholarship Fund	136,433	0	0	11,555	1,734	0	1,387	63	148,271
Hugo and Dolores Tottino Family Scholarship Fund	165,585	0	0	0	127	0	1,652	0	164,060
Emerging Leaders Society of United Way Monterey County Scholarship	10,731	0	0	205	151	0	107	3	10,978
Jack Van Zander Cal Alumni Memorial Scholarship Fund	33,774	0	0	2,809	421	0	343	15	36,646
Vista Verde Labor Scholarship Fund	10,000	0	0	0	8	0	250	0	9,758
World Affairs Council of the Monterey Bay Area Scholarship Fund	7,160	3,000	0	129	118	0	250	2	10,156
Shelley Ann Watts Scholarship - General Education	65,165	0	0	5,424	814	0	497	30	70,875
Charles Joseph Watts Scholarship Fund	75,519	0	0	6,285	943	0	576	34	82,137
Horace Wilson Scholarship Fund	121,390	0	0	10,103	1,516	0	926	55	132,028
Church Brothers-True Leaf Farms Scholarship Fund	2,686	0	0	0	0	0	500	0	2,186
Subtotal Scholarships (71)	9,101,755	191,801	165,683	702,966	104,872	13,516	84,417	3,821	10,165,322
Stewardship Funds									
1984 Fund	229,657	22,500	0	19,526	3,004	0	1,169	107	273,412
Big Sur Health Center Stewardship Fund	330,934	0	0	27,565	4,135	0	1,684	151	360,799
Big Sur Land Trust Carmel River FREE Stewardship Fund	1,420,468	0	0	118,330	17,752	0	6,671	647	1,549,232
Carmel Cares Fund	0	50,000	0	(15)	128	0	0	1	50,112
Central Coast for Independent Living Stewardship Fund	110,590	0	0	9,212	1,382	0	563	50	120,570

COMMUNITY FOUNDATION FOR MONTEREY COUNTY			Changes in Fund Balances -- January 1 through June 30, 2021						
			Interfund			All Grants			
			Contrib'ns -	Investment	Interest &	& Pledges	Admin.	Expenses &	Ending
Fund Name	Beg. Fund	Contrib'ns	Other Inc	Gain (Loss)	Dividends	Paid/Rec'd	Fees	Transfers	Fund Balance
Central Coast Veterans Cemetery Foundation Stewardship F	1,024,386	300	0	85,328	12,802	0	5,159	466	1,117,191
Central Coast VNA and Hospice, Inc. Stewardship Fund	5,678,649	0	0	473,256	70,998	0	18,477	2,585	6,201,840
CHISPA Stewardship Fund	617,453	0	0	51,430	7,716	0	3,142	281	673,176
Church in the Forest Stewardship Fund	658,137	8,000	0	35,594	7,788	0	3,325	225	705,970
Community Human Services Stewardship Fund	42,861	800,000	0	9,268	5,232	0	218	60	857,083
Carmel Heritage Society Stewardship Fund	192,589	0	0	16,042	2,407	0	980	88	209,969
Chamber Music Monterey Bay Stewardship Fund	575,928	70,712	0	51,353	7,680	0	2,930	277	702,465
Conservancy for the Range of the Condor	17,045	0	0	1,128	48	0	86	4	18,131
Carmel Valley Angel Project Stewardship Fund	34,776	0	0	662	489	0	174	9	35,745
Carmel Valley Kiwanis Foundation Stewardship Fund	99,222	0	0	8,265	1,240	0	505	45	108,176
Friends of the Carmel Valley Library Stewardship Fund	124,353	0	0	10,396	1,562	0	633	(1,166)	136,845
Carmel Valley Manor Foundation Stewardship Fund	14,783,552	386,417	0	1,241,772	186,465	297,864	22,800	6,779	16,270,763
CCVNA Stewardship Fund III - Long Term Restricted Investm	1,352,119	0	0	112,635	16,897	0	6,410	615	1,474,626
Carmel Woman's Club Stewardship Fund	124,495	0	0	10,370	1,556	0	633	57	135,730
Del Monte Forest Conservancy	3,131,862	0	0	257,304	38,597	45,000	12,911	1,409	3,368,442
Early Childhood Equity Stewardship Fund	132,932	1,075	30,503	10,732	436	0	749	40	174,890
Friends of Carmel Forest Stewardship Fund	68,975	0	0	4,565	195	0	348	18	73,369
Friends of the Andy Ausonio Library Stewardship Fund	285,384	0	0	23,771	3,566	0	1,452	130	311,139
Friends of the Marina Library Stewardship Fund	127,650	0	0	10,632	1,595	0	650	58	139,170
Girls, Inc. Stewardship Fund	141,617	0	0	11,796	1,770	0	721	64	154,397
Harmony at Home Ending Violence & Building Families Stewa	75,594	0	0	6,297	945	0	385	34	82,416
Hartnell College Foundation Student Success Fund	247,938	0	0	20,652	3,098	0	1,262	113	270,314
International School of Monterey Foundation Stewardship Fu	129,439	0	0	10,782	1,617	0	659	59	141,120
Japanese American Citizens League of Monterey Peninsula S	280,249	0	0	22,369	3,336	25,000	1,426	123	279,405
Jacob's Heart Children's Cancer Support Services Stewardsh	147,939	0	0	12,323	1,849	0	753	67	161,291
Kernes Adaptive Aquatics Stewardship Fund	54,346	0	0	1,042	767	0	339	14	55,803
Kinship Center Stewardship Fund	404,993	0	0	33,734	5,061	0	2,061	184	441,542
LandWatch Monterey County Stewardship Fund	299,114	0	0	24,915	3,738	0	1,522	136	326,108
Sun Street Centers' Anne C Leach Scholarship Fund	98,050	0	0	8,167	1,225	0	499	45	106,899
Legal Services for Seniors Stewardship Fund	1,102,379	0	0	91,825	13,776	0	5,457	502	1,202,021
Laguna Seca Raceway Foundation Stewardship Fund	0	151,957	0	(110)	939	0	0	4	152,781
Monterey County Rape Crisis Center Stewardship Fund	281,787	5,095	0	23,751	3,568	0	1,447	129	312,625
Meals on Wheels of the Salinas Valley Stewardship Fund	130,606	0	0	10,879	1,632	0	665	59	142,392
Methodist Foundation of Pacific Grove Stewardship Fund	160,178	0	0	13,342	2,002	0	815	73	174,633
The Morse Foundation Stewardship Fund	935,667	236,550	0	89,544	13,225	68,184	5,223	477	1,201,102
Monterey Sober Living for Women Home Purchase Fund	0	25,000	0	416	236	0	0	3	25,650
Operating Reserve Stewardship Fund	698,678	0	0	13,451	9,882	0	0	177	721,835

COMMUNITY FOUNDATION FOR MONTEREY COUNTY			Changes in Fund Balances -- January 1 through June 30, 2021						
			Interfund			All Grants			
			Contrib'ns -	Investment	Interest &	& Pledges	Admin.	Expenses &	Ending
Fund Name	Beg. Fund	Contrib'ns	Other Inc	Gain (Loss)	Dividends	Paid/Rec'd	Fees	Transfers	Fund Balance
Park It! Stewardship Fund	43,322	50,400	0	0	27	40,000	117	0	53,631
Peace of Mind Dog Rescue Stewardship Fund	76,901	27,857	0	8,143	1,192	0	462	42	113,589
Museum Foundation of Pacific Grove Stewardship Fund	353,742	0	0	29,465	4,420	0	1,800	161	385,666
Pacific Grove Public Library Foundation Fund	895,220	3,900	0	72,834	10,864	30,777	4,481	400	947,160
Pacific Grove Public Library Fund for the Future	40,941	0	0	776	575	0	204	10	42,077
Stewardship Fund for the Center for Photographic Arts	277,934	0	0	23,150	3,473	0	1,414	126	303,016
Monterey County Pops Stewardship Fund	44,930	0	0	3,742	561	0	229	20	48,985
Rancho Cielo Youth Stewardship Fund	384,314	250	0	32,032	4,805	0	1,956	175	419,270
Maury Richmond Scholarship Stewardship Fund	120,513	0	0	10,038	1,506	0	613	55	131,388
Sarah Spencer Seed Money Fund for the Center for Photogra	65,372	0	0	5,445	817	0	333	30	71,272
Learning Opportunities Endowment Fund for Scottish Fiddlers	467,558	0	0	38,945	5,842	0	2,379	213	509,754
Shelter Outreach Plus Stewardship Fund	12,930	0	0	1,077	162	0	66	6	14,097
Friends of Sunset Foundation Stewardship Fund	66,405	0	0	1,340	378	0	331	67,774	18
S.T.A.R. Foundation of Monterey County Stewardship Fund	766,282	0	0	63,431	9,281	50,000	3,899	346	784,749
Sun Street Centers Stewardship Fund	62,448	0	0	5,202	780	0	318	28	68,084
Salinas Valley Memorial Hospital Foundation Stewardship Fu	2,670,716	0	0	222,509	33,381	0	11,444	1,216	2,913,945
Temple Beth El Stewardship Fund	154,078	100	0	12,840	1,926	0	784	70	168,090
United Way Monterey County Stewardship Fund	272,382	0	0	22,688	3,404	0	1,386	124	296,964
United Way Monterey County Stewardship Fund II	253,567	0	0	4,866	3,580	0	1,265	64	260,684
United Way Monterey County Stewardship Fund III	441,131	0	0	36,744	5,512	0	2,245	201	480,942
Visiting Nurses Association and Hospice Stewardship Fund II	5,485,248	0	0	105,382	77,491	0	18,095	1,387	5,648,639
Voices for Children Stewardship Fund	213,568	502,500	0	19,360	4,647	0	1,093	115	738,868
Central Coast Young Men's Christian Association Stewardshi	32,618	0	0	22	9	32,618	28	2	0
Youth Music Monterey Stewardship Fund	124,842	100	0	2,396	1,763	0	623	32	128,446
Stewardship Fund Year End Adjustment	(48,980,877)	0	0	0	0	0	0	0	(48,980,877)
Subtotal Stewardship Funds (67)	698,678	2,342,713	30,503	3,706,719	638,729	589,443	170,464	87,796	6,569,639
Temporary - Discretionary									
Big Sur Disaster Relief Fund	31,875	10,000	0	0	31	0	0	0	41,906
COVID-19 Relief Fund	805,128	330,700	27,600	0	330	615,152	0	0	548,607
COVID-19 - Public Health Institute	0	300,000	0	0	0	169,260	0	28,934	101,806
Monterey County Fire Relief Fund	577,052	27,423	0	0	93	277,360	0	0	327,207
Pass Thru Fund	68,311	129,377	0	41	0	165,271	550	0	31,908
Soberanes Fire Fund	200	0	0	0	0	0	0	0	200
Subtotal Temporary Discretionary (6)	1,482,567	797,500	27,600	41	454	1,227,043	550	28,934	1,051,635
Temporary - Restricted									

COMMUNITY FOUNDATION FOR MONTEREY COUNTY			Changes in Fund Balances -- January 1 through June 30, 2021						
			Interfund			All Grants			
			Contrib'n's -	Investment	Interest &	& Pledges	Admin.	Expenses &	Ending
Fund Name	Beg. Fund	Contrib'n's	Other Inc	Gain (Loss)	Dividends	Paid/Rec'd	Fees	Transfers	Fund Balance
Alert Monterey County	13,814	0	0	0	10	0	500	0	13,324
Casa Amesti Garden and House Fund	135,404	8,981	0	0	79	26,891	329	0	117,245
King City Recreation Commission Forden Park Playground F	62	0	0	0	0	0	0	0	62
Rudolph E. Futer Restricted Purpose Fund	14	0	0	0	0	0	14	0	0
Subtotal Temporary Agency (4)	149,294	8,981	0	0	90	26,891	844	0	130,631
Nonendowed - Donor-Advised									
The Marcus Family Fund #2	67,912	0	0	5,622	843	0	849	31	73,497
22 Love Fund	4,895	0	0	322	14	0	61	1	5,168
Amy Anderson and George Somero Fund	38,817	0	0	3,232	485	0	247	18	42,270
Zekai and Carolyn Akcan Fund	1,422,285	0	0	118,268	17,739	3,000	8,478	646	1,546,168
Rick and Tonya Antle Fund	206,052	0	0	16,864	2,480	17,800	1,296	92	206,209
Joey & Dewitt Astin Memorial Fund	2,925	0	0	55	41	0	37	1	2,984
Bareuther Family Foundation	563,270	10,000	0	46,692	7,053	0	7,166	256	619,593
Lino and Teri Belli Family Fund	23,409	6,259	0	2,187	334	0	149	12	32,028
The Benjamin Family Foundation	287,500	0	0	23,938	3,591	0	1,828	131	313,070
Mads and Susan Bjerre Charitable Fund	144,512	29,369	0	10,228	427	3,300	515	39	180,683
Marta L. Bennett Fund	20,505	0	0	1,615	237	2,250	127	9	19,971
Sarah and Robert Bouchier Fund	17,407	0	0	1,371	204	2,000	111	8	16,865
Bright Futures Fund	407,409	0	0	0	203	200,000	2,543	0	205,069
The Brown Family Fund	36,700	0	0	3,056	458	0	233	17	39,964
Buccafurni-Lawrence Fund	109,028	0	0	8,015	1,177	19,000	633	45	98,542
Buchalter/Adler Family Fund	22,053	50,634	0	(621)	14	22,750	75	0	49,254
The Buffett Fund	8,669,660	0	0	718,640	107,173	260,000	24,664	3,928	9,206,881
Josephine Bunn Fund	48,536	0	0	3,189	137	0	607	13	51,242
Dale and Margaret Byrne Family Fund	0	10,000	0	12	17	0	125	0	9,904
Carmel Gives Fund	218,071	330,889	0	17,296	3,109	233,950	3,849	98	331,467
Chris's Fund	4,120	10,000	0	0	7	6,000	48	0	8,080
Cormorant Fund	38,165	0	0	703	436	11,000	477	9	27,818
Corral de Tierra Country Club Employee Emergency Assistan	634	0	0	0	0	0	8	0	626
Scott Corwon Fund	6,881	0	0	573	86	0	44	3	7,493
The Carmel Realty Foundation	101,767	11,000	0	9,223	1,362	10,000	675	50	112,626
D'Arrigo-Martin Fund	1,513	0	0	0	1	0	9	0	1,505
Andrew & Phyllis D'Arrigo Fund 2	235,504	0	0	19,609	2,942	0	1,497	107	256,450
Eric and Ila Davis Fund	5,881	0	0	0	3	0	37	0	5,847
Stephen V. Davies Family Fund	6,535	25,000	0	0	9	15,800	394	0	15,350
Ila Davis Fund	4,858	0	0	0	2	0	30	0	4,830

COMMUNITY FOUNDATION FOR MONTEREY COUNTY			Changes in Fund Balances -- January 1 through June 30, 2021						
			Interfund			All Grants			
			Contrib'n's -	Investment	Interest &	& Pledges	Admin.	Expenses &	Ending
Fund Name	Beg. Fund	Contrib'n's	Other Inc	Gain (Loss)	Dividends	Paid/Rec'd	Fees	Transfers	Fund Balance
Dan Baldwin and Anne Ylvisaker Fund	6,799	0	0	559	84	100	43	3	7,296
Dekker Davidson Foundation	8,028	0	0	268	44	0	50	1	8,288
Dewey Foundation Fund	5,872	0	0	462	69	500	73	3	5,827
DeWitt Fund	42,455	280,058	0	15,153	2,440	280,000	622	72	59,411
Marti and Steve Diamond Charitable Foundation Fund	579,975	0	0	10,987	8,127	0	7,250	146	591,693
Donald McEnry Davis Charitable Fund	951,381	0	0	79,049	11,831	6,000	5,708	432	1,030,121
Martin and Nancy Dodd Fund	84,742	1,610	0	6,958	1,013	8,400	539	38	85,347
Dooling Family Fund	98,750	0	0	6,493	279	0	1,234	26	104,262
Doolittle Fund	2,075,779	291,522	0	199,059	29,582	0	12,571	1,072	2,582,298
Engstrom and West Fund	0	0	0	0	0	0	0	0	0
Davis Factor Jr. Fund #2	67	0	0	6	1	0	0	0	73
Friends of Community Animal Services Fund	292,288	0	0	24,346	3,652	0	1,487	133	318,666
Doris Parker Fee Fund #2	10,796	0	0	645	97	5,000	53	4	6,481
Love our Central Coast Feed the Homeless Fund	263	0	0	0	0	0	3	0	260
Ted Fehring Family/Carmel Host Lions Club #2	2,347	0	0	0	2	0	6	0	2,343
Jose F. Fernandez Fund	484,929	0	0	40,376	6,057	0	3,083	221	528,059
Anne R. Fitzpatrick Foundation Fund	13,373	0	0	879	38	0	167	3	14,118
Frances Memorial Fund	2,694	0	0	177	8	0	34	1	2,844
Renee Franken Giving Fund	30,080	0	0	570	418	1,000	376	8	29,684
Franklin Legacy Fund	11,270	0	0	564	25	3,164	125	2	8,568
Fuhs Family Foundation Fund	1,581,349	0	0	133,774	19,980	14,433	18,313	732	1,701,625
Fuqua Family Foundation Fund	121,424	0	0	10,110	1,517	0	772	55	132,224
The Joel and Dena Gambord Charitable Foundation	5,855	0	0	0	5	0	37	0	5,823
John and Laura Gamble Family Fund	0	5,000	0	115	63	0	16	1	5,162
Gaver Family Fund	0	172,340	0	2,927	87	0	2,171	8	173,176
Gerosin Fund	10,526	0	0	876	131	0	67	5	11,463
Jim and Barb Gianelli Fund	10,682	0	0	202	150	0	134	3	10,898
Tracy Gibbons Charitable Fund	0	0	0	0	0	0	0	0	0
Global Student Leadership Fund	116,349	0	0	6,414	271	2,250	1,454	25	119,305
Gloria Fund	2,485,603	0	0	206,946	31,041	1,750	13,893	1,131	2,706,816
Tom Grainger Memorial Fund	7,630	1,500	0	615	92	1,000	47	3	8,787
The Peter and Jackie Henning Fund	281,875	0	0	24,061	3,563	10,000	1,778	132	297,589
Joseph and Elizabeth Heston Family Foundation	293,663	0	0	23,274	3,479	16,000	1,816	129	302,472
Carol and Don Hilburn Fund	6,611	0	0	125	93	0	83	2	6,745
Hodges Family Fund	46,278	0	0	3,853	578	0	294	21	50,394
Chip Hooper Foundation	296,686	100	0	24,711	3,707	0	1,887	135	323,183
Tom Hopkins Wilderness Fund	4,941	0	0	0	4	0	62	0	4,883

COMMUNITY FOUNDATION FOR MONTEREY COUNTY			Changes in Fund Balances -- January 1 through June 30, 2021						
			Interfund			All Grants			
			Contrib'n's -	Investment	Interest &	& Pledges	Admin.	Expenses &	Ending
Fund Name	Beg. Fund	Contrib'n's	Other Inc	Gain (Loss)	Dividends	Paid/Rec'd	Fees	Transfers	Fund Balance
David G. Huey and Carla S. Hudson Family Fund	45,216	0	0	868	633	0	565	11	46,141
Hughes-Rivera Family Fund	4,477	0	0	0	3	0	56	0	4,425
Huth Family Fund	57,398	0	0	4,334	643	6,600	717	24	55,033
Ann and Brian Jacobson Charitable Fund	5,052	0	0	96	71	0	63	1	5,154
Janzen Family Fund	54,479	0	0	3,927	589	12,000	309	22	46,664
Birt and Kathleen Johnson, Jr. Fund	3,356	2,000	0	309	47	1,000	23	2	4,687
Victor and Lynda Johnson Fund	0	43,000	0	530	255	0	538	3	43,245
Colburn and Alana Jones Foundation	1,445,797	0	0	120,156	17,999	10,000	8,605	657	1,564,690
James W. Sullivan and Catherine Brennan Family Fund	3,391	6,000	0	0	4	4,000	117	0	5,277
Leslie B. Kadis, MD & Ruth McClendon Foundation Fund	4,611	0	0	303	13	0	58	1	4,868
Kadushin Robinson Fund	25,445	0	0	2,122	318	0	162	(57)	27,781
Kobrinsky Evans Family Fund	20,527	0	0	1,709	256	0	131	9	22,353
F.B. and B.H. Keith Fund	10,926	0	0	904	136	0	137	5	11,824
Karen M. and Brendan P. Kelly Fund	16	0	0	1	0	0	0	0	16
Carol and Chuck Keller Family Fund	198,672	0	0	16,447	2,467	0	2,483	90	215,012
Steven D. Kesselring and Jean M. Forrest Fund	48,442	0	0	4,010	602	0	606	22	52,426
Karen Judkins and Steven Wade Fund	4,879	20,242	0	1,641	135	19,800	253	6	6,838
Frank and Michelle Knight Family Fund	0	5,000	0	0	4	0	0	0	5,004
Barbara Paul and Tom LaFaille Fund	101,931	0	0	8,013	1,203	6,000	629	45	104,474
Lee-Alexander Family Fund	1,473	0	0	123	18	0	9	1	1,604
The Landreth Family Fund	2,492,626	250,000	0	219,803	32,840	15,000	14,557	1,189	2,964,524
James and Susan Lansbury Fund	1,248,856	0	0	103,991	15,601	0	7,603	568	1,360,276
Lehman Family Fund	143,328	0	0	11,934	1,790	0	911	65	156,075
Live and Give Fund	81,135	0	0	6,717	1,008	0	1,014	37	87,808
MacGowan Pathwanderer Fund	20,208	0	0	1,328	57	0	253	5	21,334
Mahoney/Peterson Family Fund	138,816	0	0	19,999	2,871	300	1,206	(99,519)	259,700
Cambrel B. Marshall Fund	15,243	0	0	1,269	190	0	97	7	16,599
McHenry Family Fund	40,000	0	0	3,330	500	0	254	18	43,558
Kim and Steve McIntyre Fund	66,122	0	0	4,344	186	0	827	17	69,809
Richard and Grace Merrill Fund	141,570	0	0	2,741	1,776	30,000	883	35	115,169
Lenore and Dale Meyer Fund 2	31	0	0	3	0	0	0	0	34
Monterey Firemen's Charitable Association Fund	7,120	10,000	0	0	7	16,912	214	0	0
Mills Family Fund	16,156	0	0	1,345	202	0	103	7	17,593
Clint and Karen Miller Charitable Fund	454,964	0	0	21,996	6,048	0	5,687	157	477,164
Tim and Cindy Minor Charitable Giving Fund	55,709	0	0	4,314	643	5,500	696	24	54,446
Mission Ranches Fund	115,285	0	0	8,806	851	100,000	733	47	24,162
William and Patricia Monahan Fund	4,979	0	0	412	62	0	62	2	5,389

COMMUNITY FOUNDATION FOR MONTEREY COUNTY			Changes in Fund Balances -- January 1 through June 30, 2021						
			Interfund			All Grants			
			Contrib'n's -	Investment	Interest &	& Pledges	Admin.	Expenses &	Ending
Fund Name	Beg. Fund	Contrib'n's	Other Inc	Gain (Loss)	Dividends	Paid/Rec'd	Fees	Transfers	Fund Balance
Barbara D. Moore Charitable Giving Fund	45,111	0	0	855	627	1,500	564	11	44,518
Lawrence and Carleton Mowell Fund	22,200	0	0	1,435	61	2,000	278	6	21,413
Monterey Pacific Company Fund	75,717	0	0	4,960	212	5,000	946	19	74,923
Anthony and Lary Lynn Muller Fund	363,358	0	0	28,946	4,331	21,750	2,257	160	372,467
Joan Ann Nattress - Movement, Exercise, Longevity Fund	6,277	0	0	412	18	0	78	2	6,627
Martin Needler and Jan Black Fund	350	0	0	0	0	0	0	0	350
Neidel Family Fund	33,130	0	0	1,039	147	22,500	140	8	11,669
Gilbert M. Neill Math Fund	1,031	0	0	0	1	0	6	0	1,025
Nepenthe/Phoenix Corporation Fund	55,348	0	0	0	43	0	345	0	55,045
Neumeier Taylor Foundation Fund	2,477,217	0	0	302,683	8,986	90,000	19,886	0	2,679,000
Nonella Family Fund	4,843	0	0	403	61	0	31	2	5,274
Noorani Family Fund	(4,140)	0	0	0	0	0	0	0	(4,140)
Oak Hill Charitable Fund	14,150	0	0	0	11	0	88	0	14,073
O'Brien Family fund	0	20,000	0	1,003	31	0	0	3	21,031
Mike and Mary Orradre Fund	313,651	0	0	26,115	3,918	0	1,994	143	341,548
Overett Family Fund	50,170	0	0	950	703	0	627	13	51,184
The David and Lucile Packard Foundation Fund	1,052,957	0	0	0	751	482,500	6,508	0	564,700
Pagnillo Family Fund	0	0	0	0	0	0	0	0	0
Nicholas M. Pasculli Fund	23,870	0	0	1,987	298	0	152	11	25,993
Bill and Rita Patterson Foundation Fund	201,425	0	0	3,565	2,473	25,000	2,518	47	179,897
Pfeiffer Ridge Fund	2,040,787	0	0	0	231	2,030,209	0	0	10,809
Packer Family Foundation	222,378	99,581	0	20,518	3,292	8,400	2,780	104	334,486
Rotary Club of Monterey, Cannery Row Fund	8,188	0	0	0	6	0	51	0	8,143
Reed Family Fund	17,908	0	0	1,483	222	0	224	8	19,381
Reese Family Fund	46,443	0	0	3,380	497	12,500	295	19	37,506
Richard Hamilton and Debra Schadeck Charitable Fund	25,360	0	0	2,099	315	0	317	11	27,446
California Rodeo Salinas Fund	155,829	100	0	12,427	1,851	10,000	768	68	159,370
John and Annette Romans Family Fund	191,038	200,000	0	22,803	3,009	115,000	4,888	116	296,846
The Fred Rowden Memorial Fund	6	0	0	0	0	0	0	0	6
RSH Fund	0	0	0	0	0	0	0	0	0
Ryan Family Fund	0	5,063	0	13	19	0	63	0	5,032
Shelley Family Fund	2,148	0	0	179	27	0	14	1	2,339
Richard and Cindy Zoller Silver Family Legacy Fund	15,623	7,000	0	307	211	8,000	195	4	14,941
Matthew Simis and Michael Gray Fund	0	0	0	0	0	0	0	0	0
Laura Sinks Fund	1,151	0	0	96	14	0	7	1	1,254
Robert and Florence Slinger Fund #2	1,061,925	0	0	88,420	13,265	0	6,652	483	1,156,475
Smith Family Alliance Fund	6,994	30,164	0	350	35	2,000	462	3	35,079

COMMUNITY FOUNDATION FOR MONTEREY COUNTY			Changes in Fund Balances -- January 1 through June 30, 2021						
			Interfund			All Grants			
			Contrib'ns -	Investment	Interest &	& Pledges	Admin.	Expenses &	Ending
Fund Name	Beg. Fund	Contrib'ns	Other Inc	Gain (Loss)	Dividends	Paid/Rec'd	Fees	Transfers	Fund Balance
Andy and Steffanie Smith Fund	176,812	0	0	14,634	2,191	1,000	2,210	80	190,347
Dr. Catherine L. Smith Charitable Fund	10,578	0	0	695	30	0	132	3	11,167
Steve and Gail Snodgrass Charitable Fund	0	50,000	0	2,705	448	0	0	12	53,140
The Snorf Fund	6,968,691	0	0	580,417	86,980	23,500	23,785	3,171	7,585,632
Cynthia Snorf Fund	1,334,004	0	0	111,126	16,671	0	6,341	607	1,454,853
Steck Family Fund	23,800	0	0	0	0	23,800	0	0	0
Struve Family Fund	65,739	0	0	5,474	821	0	418	30	71,586
Friends of Sunset Donor Advised Fund	0	9,376	0	(66)	565	0	0	(67,757)	77,632
Gary and Emma Taylor Fund	108,400	0	0	9,026	1,354	0	689	49	118,041
The Club at Pasadera Employee Emergency Assistance/Reli	6,171	0	0	0	4	0	77	0	6,098
The Fred Terman and Nan Borreson Fund	864,015	252,072	0	71,646	5,685	9,000	5,494	1,178,513	410
Thau Family Fund	53,584	0	0	4,436	665	0	670	24	57,991
Peter and Anne Thorp Fund	39,557	0	0	0	30	0	247	0	39,341
Jim and Linda Tunney Fund	119	0	0	10	1	0	1	0	129
Vallentin Fund	18,116	0	0	1,508	226	0	115	8	19,728
Vanderbilt Charitable Fund	1,300	0	0	0	1	0	16	0	1,285
The Alexander F. Victor Foundation	42,845	0	0	3,567	535	0	272	20	46,655
Gabrielle Andrea Walters Fund	0	49,923	0	127	0	0	626	0	49,424
The Jackie and Mark Wendland Fund	3,984	30,000	0	0	24	0	119	0	33,889
Maija, Eva and Cody West Family Fund	7,882	2,400	0	418	18	2,875	129	2	7,713
Ben and Mary Ann Whitten Fund	51,556	0	0	4,210	622	3,500	328	23	52,537
Wiegand Family Foundation	3,447	0	0	0	1	2,500	17	0	931
Bill and Kathi Wojtkowski Fund	46,501	0	0	881	652	0	581	12	47,441
Wold Family Foundation	320,113	100,214	0	27,782	4,577	0	5,250	153	447,284
Martin R. Wolf Family Fund	32,151	0	0	2,636	370	5,000	402	14	29,741
Yoga For All Movement Fund	5,211	0	0	33	5	5,000	65	0	183
Zalan Family Fund	10,027	0	0	611	27	800	0	2	9,862
Marsha McMahan Zelus Fund	120,299	149,989	0	8,602	1,901	0	765	58	279,969
Zeve Fund	39,942	0	0	2,232	94	0	499	9	41,760
Subtotal Nonendowed Donor Advised (170)	48,653,691	2,577,405	0	3,791,602	539,306	4,296,893	286,003	1,029,833	49,949,276
Special Programs									
Weston Call Fund for Big Sur - Nonendowed	72,274	600	0	2,758	444	0	727	15	75,334
Weston Call Fund for Big Sur - Endowed	0	0	0	0	0	0	0	0	0
Casa de Noche Buena Special Purpose Fund	199,233	13,995	300	3,832	2,921	0	1,019	51	219,212
Census 2020 - VCCF & State of CA	0	0	13,384	0	0	0	0	0	13,384
Census 2020 Fund - Pooled Fund	19,000	0	0	0	0	0	0	19,000	0

COMMUNITY FOUNDATION FOR MONTEREY COUNTY	Changes in Fund Balances -- January 1 through June 30, 2021								
			Interfund			All Grants			
			Contrib'ns -	Investment	Interest &	& Pledges	Admin.	Expenses &	Ending
Fund Name	Beg. Fund	Contrib'ns	Other Inc	Gain (Loss)	Dividends	Paid/Rec'd	Fees	Transfers	Fund Balance
COVID-19 Collaborative Community Health Workers	0	4,989,651	0	0	0	4,032,307	0	2,328	955,015
COVID-19 Collaborative - Packard Funding	0	1,320,000	0	0	0	153,326	50,000	57,142	1,059,532
Monterey County Gives!	7,820,748	20,000	10,000	0	0	7,706,356	0	74,622	69,770
Monterey County Development Professionals Fund	50	0	0	0	0	0	0	0	50
Monterey Peninsula Small Business Relief Fund	4,222	50,000	0	0	22	0	0	0	54,244
College Futures Foundation Fund	16,514	0	0	0	0	0	9,500	0	7,014
Center for Nonprofit Excellence #6	5,867	0	0	0	0	0	0	5,867	0
Center for Nonprofit Excellence #7	210,000	0	0	0	0	11,895	5,250	17,583	175,272
Fund for Homeless Women Administrative Fund	7,905	20	0	0	2	0	0	3,700	4,228
The James Irvine Foundation Micro-Loan Fund	12	35,000	0	0	0	0	0	0	35,012
The James Irvine Foundation Salinas Leadership Fund	113,807	0	0	0	0	0	0	49,279	64,528
Pathways to Safety	5,827	0	0	0	0	0	0	0	5,827
Rudy Futer Pony Trust	329,418	0	0	1,014	4,163	0	0	7,478	327,116
Sea Haven Fund	49,729	36,143	0	0	52	0	1,152	0	84,772
Subtotal Special Programs (19)	8,854,604	6,465,409	23,684	7,605	7,604	11,903,884	67,648	237,064	3,150,310
<u>Pledges, Bequests, & CRTs</u>									
Maureen Bevelin CRT	567,949	0	0	0	0	0	0	0	567,949
Census 2020 Receivable	13,384	0	0	0	0	13,384	0	0	0
Charitable Gift Annuities Fund	2,180,271	0	0	0	0	0	0	0	2,180,271
CRT Funds with CF as Trustee (Kaspick)	9,275,060	0	15,618	1,532,685	0	2,482,668	23,680	0	8,317,014
The Thomas Hart Hawley Unitrust	132,067	0	0	0	0	0	0	0	132,067
Joanne Millard CRT	189,914	0	0	0	0	0	0	0	189,914
Subtotal Future Assets (6)	12,358,644	0	15,618	1,532,685	0	2,496,053	23,680	0	11,387,214
GRAND TOTAL									
Number of funds - 609									
Other Summary Information:	271,959,415	14,808,256	4,876,438	25,697,222	3,694,700	23,524,141	1,884,427	2,179,995	293,447,468
Funds in the Main									
Investment Pool	197,065,601	4,246,607	2,805,728	20,365,288	3,142,924	3,573,378	1,505,701	(897,884)	223,444,954
Funds in Moneymarket									
Pool + Other Temp.	62,535,169	10,561,650	2,055,093	3,799,248	551,776	17,454,711	355,046	3,077,879	58,615,300
Pledges, Beq. CRTs	12,358,644	0	15,618	1,532,685	0	2,496,053	23,680	0	11,387,214
Total	271,959,415	14,808,256	4,876,438	25,697,222	3,694,700	23,524,141	1,884,427	2,179,995	293,447,468

COMMUNITY FOUNDATION FOR MONTEREY COUNTY
GIFTS - June 2021

Donor	Date	Amount	Fund
Estate of Mrs. Robert Stanton	6/1/2021	3,219	The Fund for Monterey County
Old Republic Title Company	6/1/2021	1,119	Sea Haven Fund
Old Republic Title Company	6/1/2021	3,559	Carmel Gives Fund
Ms. Lynn Stockman	6/1/2021	20	Carl Cherry Center for the Arts Fund
Carmel Valley Women's Club	6/2/2021	7,500	Carmel Valley Women's Club Foundation Scholarship Fund
Mrs. Beverly L. Hamilton	6/2/2021	2,000	Casa Amesti Garden and House Fund
Chicago Title Company	6/2/2021	4,500	1984 Fund
Chicago Title Company	6/2/2021	4,500	1984 Fund
Old Republic Title Company	6/3/2021	2,614	Carmel Gives Fund
Old Republic Title Company	6/3/2021	1,053	Sea Haven Fund
Chicago Title Company	6/3/2021	5,043	Carmel Gives Fund
Chicago Title Company	6/3/2021	4,615	Carmel Gives Fund
Mr. & Mrs. Gary and Judy Bales	6/4/2021	100	Operating Fund
Mr. & Mrs. Arthur C. and Georgeanne Bell	6/4/2021	100	Operating Fund
Mr. & Mrs. William and Nancy Doolittle	6/4/2021	5,000	Fund for the Environment
Colonel & Mrs. J. Jack W. and Sharon Hilgers	6/4/2021	250	Carmel High School Class of 1952 Fund
Mr. Charles T. Olvis and Ms. Miranda S. Morris	6/4/2021	1,000	Operating Fund
CASA of Monterey County	6/4/2021	500,000	CASA of Monterey County Stewardship Fund
CHISPA	6/4/2021	2,500	CHISPA Scholarship Fund
Old Republic Title Company	6/4/2021	1,065	Sea Haven Fund
Mr. E. Philip Morgan	6/7/2021	500	The Fund for Homeless Women Non-Endowed Fund
Estate of Mrs. Robert Stanton	6/7/2021	298	The Fund for Monterey County
Estate of Mrs. Robert Stanton	6/7/2021	201	The Fund for Monterey County
Old Republic Title Company	6/7/2021	10,083	Carmel Gives Fund
Old Republic Title Company	6/7/2021	10,083	Carmel Gives Fund
Taylor Farms Retail, Inc.	6/7/2021	102,000	Taylor Farms Scholarship Fund

COMMUNITY FOUNDATION FOR MONTEREY COUNTY
GIFTS - June 2021

Donor	Date	Amount	Fund
World Affairs Council of the Monterey Bay Area	6/7/2021	3,000	World Affairs Council of the Monterey Bay Area Scholarship Fun
The Schacher Family Trust	6/8/2021	10,000	Elke Junger Making a Difference Fund
Laguna Seca Raceway Foundation	6/8/2021	150,000	Laguna Seca Raceway Foundation Stewardship Fund
Raymond Costa - RHC Management Co, LLC	6/9/2021	65,000	Raymond H. Costa Family Scholarship Fund
Groza Construction	6/9/2021	400	Maija, Eva and Cody West Family Fund
Schwab Charitable - Gorman Charity Fund	6/8/2021	250	Casa de Noche Buena Special Purpose Fund
Fidelity Investments/ Charitable Gift Fund	6/10/2021	1,000	Operating Fund
Mr. William Babaian	6/10/2021	100	Operating Fund
Senator William W. Monning	6/10/2021	250	The Fund for Homeless Women Non-Endowed Fund
Mr. & Mrs. Terrance D. and Dannie Ryan	6/10/2021	5,063	Ryan Family Fund
Ms. Agnes Abenojar	6/10/2021	100	Early Childhood Equity Stewardship Fund
Anonymous	6/10/2021	50	The Fund for Homeless Women Non-Endowed Fund
Ms. Susan Ditzler	6/10/2021	100	The Fund for Homeless Women Non-Endowed Fund
Mr. William G. Doolittle	6/8/2021	50,000	Sunset Theater Endowment Fund
Ms. Lois Mayol	6/10/2021	100	Youth Music Monterey Stewardship Fund
Ms. Kath Carter	6/10/2021	100	Men's Golf Association at Quail Lodge Scholarship Fund
Dr. Christine E. Sleeter	6/11/2021	200	The Fund for Homeless Women Non-Endowed Fund
Mr. & Mrs. Manuel and Susan Osorio	6/12/2021	83	Northern Monterey County Foundation - Nonendowed
Mr. & Mrs. Andrew H. and Katherine A. Gabelman	6/12/2021	1,000	Men's Golf Association at Quail Lodge Scholarship Fund
Ms. Barbara Briggs-Anderson	6/12/2021	50	Men's Golf Association at Quail Lodge Scholarship Fund
Mrs. Kathleen Wojtkowski	6/12/2021	100	The Fund for Homeless Women Non-Endowed Fund
Ms. Eileen Schloss	6/12/2021	200	Men's Golf Association at Quail Lodge Scholarship Fund
Mr. & Mrs. Hugh and Sela Pease	6/13/2021	100	Men's Golf Association at Quail Lodge Scholarship Fund
Mr. & Mrs. Ross and Lauren Merrill	6/14/2021	1,957	Laguna Seca Raceway Foundation Stewardship Fund
Mr. David Nunes	6/14/2021	200	Men's Golf Association at Quail Lodge Scholarship Fund

COMMUNITY FOUNDATION FOR MONTEREY COUNTY
GIFTS - June 2021

Donor	Date	Amount	Fund
Mr. Dan Ramos	6/14/2021	250	Men's Golf Association at Quail Lodge Scholarship Fund
Ms. Suzanne Taunt	6/14/2021	250	The Fund for Homeless Women Non-Endowed Fund
Bright Funds	6/14/2021	3	Monterey County Fire Relief Fund
Mr. John Day	6/14/2021	10	The Fund for Homeless Women Non-Endowed Fund
Mr. James Belenis	6/14/2021	300	Men's Golf Association at Quail Lodge Scholarship Fund
Mr. Matthew Bennett	6/14/2021	100	Men's Golf Association at Quail Lodge Scholarship Fund
Mr. & Mrs. Earl Wayne and Linda Cruzan	6/15/2021	85	Monterey Public Library Fund
Mr. Anthony Grissim	6/15/2021	200	Men's Golf Association at Quail Lodge Scholarship Fund
Mr. & Mrs. Ronald J. and Rosemary Coulter	6/15/2021	250	The Fund for Homeless Women Non-Endowed Fund
Mr. and Mrs. Jeffery and Kimberly Crook	6/15/2021	50	Richard Gourley Memorial Scholarship Fund
Mr. Benjamin Sloss	6/16/2021	100	Monterey County Fire Relief Fund
Ms. Catherine Polletta	6/16/2021	100	Men's Golf Association at Quail Lodge Scholarship Fund
Ms. Mary Anne Lloyd	6/16/2021	50	The Fund for Homeless Women Non-Endowed Fund
Ms. Bonnie J. Wolfe	6/16/2021	50	The Fund for Homeless Women
Las Margaritas	6/16/2021	100	Men's Golf Association at Quail Lodge Scholarship Fund
Mr. Noel Carr and Ms. Andrea Colker	6/16/2021	100	Men's Golf Association at Quail Lodge Scholarship Fund
Ms. Virginia M. Auger	6/16/2021	100	Men's Golf Association at Quail Lodge Scholarship Fund
Old Capital Club	6/16/2021	2,000	Casa Amesti Garden and House Fund
Marsha McMahan Zelus	6/17/2021	149,989	Marsha McMahan Zelus Fund
Mr. and Mrs. David Cummings	6/17/2021	200	Men's Golf Association at Quail Lodge Scholarship Fund
Mr. & Mrs. Robert A. Beery and Cathi Giacomuzzi Beery	6/17/2021	50	Men's Golf Association at Quail Lodge Scholarship Fund
Giancola Family Foundation	6/17/2021	100	Men's Golf Association at Quail Lodge Scholarship Fund
Chicago Title Company	6/17/2021	7,905	Carmel Gives Fund
Mr. & Mrs. Ken and Diana Reiff	6/18/2021	100	Men's Golf Association at Quail Lodge Scholarship Fund
Mr. Dave Barrett	6/18/2021	100	Men's Golf Association at Quail Lodge Scholarship Fund

COMMUNITY FOUNDATION FOR MONTEREY COUNTY
GIFTS - June 2021

Donor	Date	Amount	Fund
Ms. Debi Swarts and Mr. Pete Wilson	6/18/2021	100	Men's Golf Association at Quail Lodge Scholarship Fund
Mrs. Linda Frederiksen	6/18/2021	500	The Fund for Homeless Women Non-Endowed Fund
Mr. and Mrs. Robert K. Zahnlecker	6/18/2021	100	Martin and Nancy Dodd Fund
Fidelity Charitable	6/18/2021	1,000	The Morse Foundation Stewardship Fund
Ms. Gretchen Hausmann	6/18/2021	200	Men's Golf Association at Quail Lodge Scholarship Fund
Mr. & Mrs. Kerry and Dale Longacre	6/18/2021	200	Men's Golf Association at Quail Lodge Scholarship Fund
Mr. Crews Veazey	6/18/2021	100	Men's Golf Association at Quail Lodge Scholarship Fund
Ms. Lorraine Ring	6/19/2021	25	Men's Golf Association at Quail Lodge Scholarship Fund
Mr. Lou Tunno	6/19/2021	50	Men's Golf Association at Quail Lodge Scholarship Fund
Mr. & Mrs. Bob and Jae Butler	6/19/2021	100	Men's Golf Association at Quail Lodge Scholarship Fund
Ms. Robin Venuti	6/20/2021	20	Girls' Health in Girls' Hands Scholarship Fund
HID Global	6/21/2021	5,000	Men's Golf Association at Quail Lodge Scholarship Fund
Calif. Womens Amateur Championship	6/21/2021	200	Men's Golf Association at Quail Lodge Scholarship Fund
Ms. Wendy M. Yen	6/21/2021	500	The Fund for Homeless Women Non-Endowed Fund
Mr. & Mrs. Keith R. and Blythe H. Nilsson	6/21/2021	2,000	Casa Amesti Garden and House Fund
Mr. Joseph Clare	6/21/2021	2,000	Casa Amesti Garden and House Fund
Network for Good	6/21/2021	910	Martin and Nancy Dodd Fund
Mr. & Mrs. Dale and Margaret Byrne	6/21/2021	10,000	Dale and Margaret Byrne Family Fund
Mr. & Mrs. Dale and Margaret Byrne	6/21/2021	50,000	Carmel Cares Fund
Mrs. Carie Broecker	6/21/2021	500	Caste Action Alliance Scholarship Fund
Ms. Brenda Brandon	6/21/2021	150	Caste Action Alliance Scholarship Fund
Mr. Daniel Gearhart	6/22/2021	100	Alzheimer's Association of Monterey County
Mr. & Mrs. Michael Besner and Margaret Thomas	6/22/2021	100	Men's Golf Association at Quail Lodge Scholarship Fund
Mrs. Marilyn Brown and Ms. Susan Brown	6/22/2021	500	Monterey County Fire Relief Fund
Mr. & Mrs. William and Nancy Doolittle	6/22/2021	10,000	Sunset Theater Endowment Fund
Old Republic Title Company	6/22/2021	1,275	Carmel Gives Fund
Ms. Sharon Larson	6/23/2021	35	Men's Golf Association at Quail Lodge Scholarship Fund
Mrs. Gail Searce	6/23/2021	50	Men's Golf Association at Quail Lodge Scholarship Fund

COMMUNITY FOUNDATION FOR MONTEREY COUNTY
GIFTS - June 2021

Donor	Date	Amount	Fund
J. Miles and Rosanne Reiter Family Foundation	6/23/2021	10,000	Northern Monterey County Foundation - Nonendowed
Anonymous	6/23/2021	2,500	Ipson-Tully Cal Memorial Scholarship Fund
Mr. & Mrs. Jason and Colleen Sweet	6/23/2021	100	Men's Golf Association at Quail Lodge Scholarship Fund
PSA Security Network	6/24/2021	150	Men's Golf Association at Quail Lodge Scholarship Fund
Mr. & Mrs. Joseph and Lori Grainger	6/24/2021	1,000	Tom Grainger Memorial Fund
Newberry Family Trust	6/24/2021	20	The Fund for Homeless Women Non-Endowed Fund
Ms. Jill Wegenstein	6/24/2021	100	The Fund for Homeless Women Non-Endowed Fund
Mr. & Mrs. Skip and Elizabeth Lord	6/24/2021	100	The Fund for Homeless Women Non-Endowed Fund
Ms. Elizabeth Wareham	6/25/2021	300	Men's Golf Association at Quail Lodge Scholarship Fund
Chicago Title Company	6/25/2021	1,865	Carmel Gives Fund
Chicago Title Company	6/25/2021	2,486	Carmel Gives Fund
Goldman Sachs Philanthropy Fund - Joshua S. Schiffrin	6/25/2021	5,000	Casilda Paul Memorial Scholarship Fund
Palace Business Solutions	6/25/2021	519	Monterey County Fire Relief Fund
Mr. George T. Protsman and Mrs. Lisa L. Carlisle	6/26/2021	100	Men's Golf Association at Quail Lodge Scholarship Fund
Mr. Earl S. Cory	6/28/2021	50	Pacific Grove Public Library Foundation Fund
Mrs. Kathleen Baker	6/28/2021	50	The Fund for Homeless Women Non-Endowed Fund
Mr. & Mrs. Birt, Jr. and Kathleen Johnson	6/28/2021	1,000	Birt and Kathleen Johnson, Jr. Fund
Schwab Charitable-Young	6/28/2021	500	Men's Golf Association at Quail Lodge Scholarship Fund
Rev. Michael E. Reid and Mr. Bill Robnett	6/28/2021	1,000	The Fund for Homeless Women
Estate of Mrs. Robert Stanton	6/28/2021	3,986	The Fund for Monterey County
Mr. Ali Noorani	6/28/2021	2,272	Sea Haven Fund
United Way of Tucson & Southern Arizona	6/28/2021	250	Men's Golf Association at Quail Lodge Scholarship Fund
Amica Companies Foundation	6/28/2021	61	Pass Thru Fund
Mr. Daniel Lawrence	6/28/2021	9,376	Friends of Sunset Donor Advised Fund
Ms. Elana Brooks	6/28/2021	100	Weston Call Fund for Big Sur - Nonendowed
Fidelity Charitable - Stahl Family Charitable Fund	6/29/2021	1,000	Operating Fund
Mr. Johnny Apodaca	6/29/2021	50	The Fund for Homeless Women Non-Endowed Fund
Taylor Farms Retail, Inc.	6/29/2021	249,900	Taylor Farms Scholarship Fund

COMMUNITY FOUNDATION FOR MONTEREY COUNTY
GIFTS - June 2021

Donor	Date	Amount	Fund
Mr. & Mrs. Jerome and Rose Politzer	6/29/2021	500	Weston Call Fund for Big Sur - Nonendowed
Chicago Title Company	6/29/2021	1,392	Carmel Gives Fund
Mr. James Ewart	6/30/2021	1,000	Southern Monterey County Foundation
Dr. & Mrs. Steven and Ann Packer	6/1/2021	99,581	Packer Family Foundation
Ms. Gabrielle Walters	6/30/2021	49,923	Gabrielle Andrea Walters Fund
Mr. & Mrs. Ken and Kathryn Smith	6/2/2021	30,164	Smith Family Alliance Fund
Ms. Pam Mannia	6/4/2021	7,432	Carmel Gives Fund
Nell Newman Foundation	6/28/2021	20,425	Pass Thru Fund
Total		1,714,835.54	
Interfund Gifts			
Community Foundation for Monterey County	6/9/2021	1,000	Community Fund for Carmel Valley - Nonendowed
Community Foundation for Monterey County	6/18/2021	60,000	College Futures Monterey County Fund
Community Foundation for Monterey County	6/18/2021	68,184	The Morse Foundation Scholarship Fund
Total		129,184	
Total Gifts		1,844,019	

COMMUNITY FOUNDATION FOR MONTEREY COUNTY

GRANTS - JUNE 2021

Grantee	Program Name	Granted	Date	Fund
Monterey Firefighters Community Foundation	general operating support	11,912	6/1/2021	Monterey Firemen's Charitable Association Fund
American Friends of Magen David Adom	general operating support for those affected by the conflict	1,800	6/4/2021	Packer Family Foundation
All Saints Episcopal Church	general operating support	1,800	6/4/2021	Mads and Susan Bjerre Charitable Fund
Carmel Woman's Club	Women to Women Scholarships program 2021	1,200	6/4/2021	Rick and Tonya Antle Fund
Monterey Public Library Friends & Foundation	Purchasing new books	10,000	6/4/2021	Marcia F. DeVoe Fund
United Jewish Community of the Monterey Peninsula	general operating support for those affected by the conflict	1,800	6/4/2021	Packer Family Foundation
Peace of Mind Dog Rescue	for homing dogs	250	6/4/2021	Marta L. Bennett Fund
Gil Basketball Academy	for general operating support	40,000	6/4/2021	The David and Lucile Packard Foundation Fund
CHISPA	for general operating support	50,000	6/4/2021	The David and Lucile Packard Foundation Fund
Hijos Del Sol Arts Productions	\$30,000 for operating support/\$10,000 for technical assistance	40,000	6/4/2021	The David and Lucile Packard Foundation Fund
The Epicenter	\$30,000 for operating support/\$10,000 for technical assistance	40,000	6/4/2021	The David and Lucile Packard Foundation Fund
Partners for Peace	\$30,000 for operating support/\$5,000 for technical assistance	35,000	6/4/2021	The David and Lucile Packard Foundation Fund
ACTION Council of Monterey County	Artists Ink for operating support and technical assistance	40,000	6/4/2021	The David and Lucile Packard Foundation Fund
ACTION Council of Monterey County	Urban Arts Collaborative for general operating support	30,000	6/4/2021	The David and Lucile Packard Foundation Fund
ACTION Council of Monterey County	Cesar Chavez Futbol Academy for operating & technical	40,000	6/4/2021	The David and Lucile Packard Foundation Fund
Center for Community Advocacy	for operating support and \$10,000 for technical assistance	40,000	6/4/2021	The David and Lucile Packard Foundation Fund
Salinas Public Library	for the Salinas Public Library for general operating support	40,000	6/4/2021	The David and Lucile Packard Foundation Fund
Restorative Justice Partners, Inc.	for general operating support	40,000	6/4/2021	The David and Lucile Packard Foundation Fund
Alisal Community Arts Network	for operating support and \$10,000 for technical assistance	40,000	6/4/2021	The David and Lucile Packard Foundation Fund
Rancho Cielo	general operating support	5,000	6/4/2021	Rick and Tonya Antle Fund
City of Monterey	support of the Monterey Sports Center	2,000	6/4/2021	Stephen V. Davies Family Fund
Mid-Coast Fire Brigade	general operating support	5,000	6/4/2021	Donald McEnry Davis Charitable Fund
KAZU-FM Radio 90.3	general operating support	252	6/4/2021	Franklin Legacy Fund
Monterey Bay Aquarium Foundation	general operating support	300	6/4/2021	Franklin Legacy Fund
California Lutheran University	general operating support for KCLU radio	30	6/4/2021	Franklin Legacy Fund
Downtown Streets, Inc. dba Downtown Streets Team	to provide stipends to homeless individuals participating	750	6/4/2021	Gloria Fund
Nevada Museum of Art	general operating support	2,500	6/4/2021	Harlan and Barbara Hall Fund
Direct Relief	general operating support	10,000	6/4/2021	Karen Judkins and Steven Wade Fund
Doctors Without Borders	general operating support	5,000	6/4/2021	Karen Judkins and Steven Wade Fund
Cooperative For Assistance And Relief Everywhere Inc	general operating support	500	6/4/2021	Karen Judkins and Steven Wade Fund
Environmental Defense Fund	general operating support	200	6/4/2021	Karen Judkins and Steven Wade Fund
Army Emergency Relief	general operating support	300	6/4/2021	Karen Judkins and Steven Wade Fund

COMMUNITY FOUNDATION FOR MONTEREY COUNTY

GRANTS - JUNE 2021

Grantee	Program Name	Granted	Date	Fund
Friends of the Earth	general operating support	300	6/4/2021	Karen Judkins and Steven Wade Fund
Defenders of Wildlife	general operating support	200	6/4/2021	Karen Judkins and Steven Wade Fund
TechnoServe	general operating support	100	6/4/2021	Karen Judkins and Steven Wade Fund
The Nature Conservancy	general operating support	200	6/4/2021	Karen Judkins and Steven Wade Fund
Trust for Public Land	general operating support	200	6/4/2021	Karen Judkins and Steven Wade Fund
Human Rights Watch, Inc.	general operating support	100	6/4/2021	Karen Judkins and Steven Wade Fund
American Civil Liberties Union Foundation, Inc.	general operating support	300	6/4/2021	Karen Judkins and Steven Wade Fund
Friends of the Cornell Lab for Ornithology	general operating support	200	6/4/2021	Karen Judkins and Steven Wade Fund
The Ocean Conservancy	general operating support	200	6/4/2021	Karen Judkins and Steven Wade Fund
Reading is Fundamental, Inc.	general operating support	150	6/4/2021	Karen Judkins and Steven Wade Fund
Planned Parenthood Federation of America	general operating support	300	6/4/2021	Karen Judkins and Steven Wade Fund
Disabled American Veterans	general operating support	250	6/4/2021	Karen Judkins and Steven Wade Fund
Government Accountability Project, Inc.	general operating support	200	6/4/2021	Karen Judkins and Steven Wade Fund
The Marine Mammal Center	general operating support	150	6/4/2021	Karen Judkins and Steven Wade Fund
Monterey Public Library Friends & Foundation	general operating support	150	6/4/2021	Karen Judkins and Steven Wade Fund
Arts Council for Monterey County	general operating support	200	6/4/2021	Karen Judkins and Steven Wade Fund
American Mensa	general operating support	100	6/4/2021	Karen Judkins and Steven Wade Fund
Feeding America	general operating support	500	6/4/2021	Karen Judkins and Steven Wade Fund
St. Dunstan's Episcopal Church	general operating support	30,000	6/4/2021	Richard and Grace Merrill Fund
Volunteers in Asia	general operating support	500	6/4/2021	Neidel Family Fund
Peace of Mind Dog Rescue	general operating support	5,160	6/4/2021	Pass Thru Fund
Food Bank for Monterey County	general operating support	2,211	6/4/2021	Pass Thru Fund
Soledad-Mission Recreation District	the repair of the swimming pool	20,000	6/4/2021	John and Annette Romans Family Fund
Salinas Young Life	general operating support	1,000	6/4/2021	Andy and Steffanie Smith Fund
Carmel Valley Manor	Carmel Valley Manor Foundation operation fund	3,000	6/4/2021	Carmel Valley Manor Foundation Stewardship Fund
Carmel Valley Manor	Northern California Retirement Homes Inc. operation	46,644	6/4/2021	Carmel Valley Manor Foundation Stewardship Fund
ACTION Council of Monterey County	COVID-19 Influencer Outreach	5,000	6/4/2021	COVID-19 Collaborative - Packard Funding
Housing Resource Center	Landlord Gold Standard Program	5,000	6/4/2021	General Endowment - Opportunity Fund
Montage Health Foundation	COVID-19 vaccine clinic support	50,000	6/11/2021	COVID-19 Relief Fund
ALS Association Golden West Chapter	ALS care support	30,000	6/11/2021	COVID-19 Relief Fund
Rights Counsel DBA: Immigrants Rights Counsel	COVID-19 operating support	30,000	6/11/2021	COVID-19 Relief Fund
St. Vincent de Paul Society, Sacred Heart Parish	Food bank support	15,000	6/11/2021	COVID-19 Relief Fund
Franciscan Workers of Junipero Serra	Dorothy's Place housing unit repair	52,700	6/11/2021	COVID-19 Relief Fund

COMMUNITY FOUNDATION FOR MONTEREY COUNTY

GRANTS - JUNE 2021

Grantee	Program Name	Granted	Date	Fund
Central Coast VNA and Hospice	Get COVERed for Covid! vaccination program.	55,726	6/11/2021	COVID-19 Collaborative - Packard Funding
Community Emergency Response Volunteers (CERV)	CERT Radio Coverage on Monterey Peninsula	1,000	6/11/2021	Monterey County Fire Relief Fund
Ruben Ramirez Martinez	Ruben Ramirez Martinez	5,000	6/18/2021	Taylor Farms Scholarship Fund
Diego Alfaro	Diego Alfaro	5,000	6/18/2021	Taylor Farms Scholarship Fund
Damian Medina-Ruiz	Damian Medina-Ruiz	5,000	6/18/2021	Taylor Farms Scholarship Fund
Nathan Luis Saldana	Nathan Luis Saldana	5,000	6/18/2021	Taylor Farms Scholarship Fund
Miguel Angel Rodriguez	Miguel Angel Rodriguez	5,000	6/18/2021	Taylor Farms Scholarship Fund
Christian Fernando Medina	Christian Fernando Medina	5,000	6/18/2021	Taylor Farms Scholarship Fund
Giovanni Calvillo Robles	Giovanni Calvillo Robles	5,000	6/18/2021	Taylor Farms Scholarship Fund
Julian Antonio Contreras Barboza	Julian Antonio Contreras Barboza	5,000	6/18/2021	Taylor Farms Scholarship Fund
Maria Del Refugio Ramirez Martinez	Maria Del Refugio Ramirez Martinez	5,000	6/18/2021	Taylor Farms Scholarship Fund
Michelle Yareli Macias	Michelle Yareli Macias	5,000	6/18/2021	Taylor Farms Scholarship Fund
Anely Lizeth Ramos Medina	Anely Lizeth Ramos Medina	5,000	6/18/2021	Taylor Farms Scholarship Fund
Yeny Delia Contreras Herrera	Yeny Delia Contreras Herrera	5,000	6/18/2021	Taylor Farms Scholarship Fund
Stephanie Laganina	Stephanie Laganina	5,000	6/18/2021	Taylor Farms Scholarship Fund
Jessica Fernandez	Jessica Fernandez	5,000	6/18/2021	Taylor Farms Scholarship Fund
Esmeralda Macias	Esmeralda Macias	5,000	6/18/2021	Taylor Farms Scholarship Fund
Keyla V Robles	Keyla V Robles	5,000	6/18/2021	Taylor Farms Scholarship Fund
Bryanna R Garcia	Bryanna R Garcia	5,000	6/18/2021	Taylor Farms Scholarship Fund
Lidia Y Rodriguez Garcia	Lidia Y Rodriguez Garcia	5,000	6/18/2021	Taylor Farms Scholarship Fund
Jasmin Tena	Jasmin Tena	5,000	6/18/2021	Taylor Farms Scholarship Fund
Carmel Foundation	general operating support	250	6/18/2021	Mads and Susan Bjerre Charitable Fund
Montage Health Foundation	general operating support	250	6/18/2021	Mads and Susan Bjerre Charitable Fund
Rancho Cielo	general operating support	5,000	6/18/2021	Monterey Pacific Company Fund
Harmony at Home	Summer camp for Harmony and Home girls 2021	5,000	6/18/2021	Rick and Tonya Antle Fund
Boys & Girls Clubs of Monterey County	Summer Camp Program 2021	600	6/18/2021	Rick and Tonya Antle Fund
Carmel Foundation	general operating support	1,000	6/18/2021	Rick and Tonya Antle Fund
Pacific Repertory Theatre	for the Renovation of the Golden Bough Theatre	100,000	6/18/2021	The Buffett Fund
Boys & Girls Clubs of Monterey County	Summer Academy	250	6/18/2021	Anthony and Lary Lynn Muller Fund
Stevenson School	general operating support	3,000	6/18/2021	Packer Family Foundation
Carmel Chamber of Commerce	to support the following programs:	30,750	6/18/2021	Carmel Gives Fund

COMMUNITY FOUNDATION FOR MONTEREY COUNTY

GRANTS - JUNE 2021

Grantee	Program Name	Granted	Date	Fund
Boys & Girls Clubs of Monterey County	in support of the Keystone Program	5,000	6/18/2021	The Carmel Realty Foundation
Rancho Cielo	general operating support	60,000	6/18/2021	DeWitt Fund
Food Bank for Monterey County	general operating support	60,000	6/18/2021	DeWitt Fund
Hope, Horses and Kids	general operating support	40,000	6/18/2021	DeWitt Fund
Boys & Girls Clubs of Monterey County	general operating support	60,000	6/18/2021	DeWitt Fund
San Francisco SPCA	general operating support	1,000	6/18/2021	Renee Franken Giving Fund
Monterey Museum of Art	Re-Start the Arts	600	6/18/2021	Huth Family Fund
Monterey Public Library Friends & Foundation	general operating support	250	6/18/2021	Barbara D. Moore Charitable Giving Fund
Friends of the Pacific Grove Library	general operating support	250	6/18/2021	Barbara D. Moore Charitable Giving Fund
San Francisco SPCA	general operating support	1,000	6/18/2021	Barbara D. Moore Charitable Giving Fund
Village Project, Inc.	in support of the 1st Annual Salinas Juneteenth Celebration	500	6/18/2021	Birt and Kathleen Johnson, Jr. Fund
UFEIG n&tt-ruvernd	Mapping efforts	20,000	6/28/2021	Pass Thru Fund
Total Grants		1,382,035		
Interfund Grants				
Community Foundation for Monterey County	MORSS to MORSE	68,184	6/18/2021	The Morse Foundation Stewardship Fund
Community Foundation for Monterey County	DEWIT TO CFMCF	60,000	6/18/2021	DeWitt Fund
Total Interfund Grants		128,184		
Total Grants		1,510,219		

COMMUNITY FOUNDATION FOR MONTEREY COUNTY
SOURCES AND USES OF FUNDS
For the Three Months Ended June 30, 2021

Source of Funds		
Description	Total	% of
	Contributions	Total
Agency Contributions	1,690,526	11.24%
Bequests	19,967	0.13%
Board & Staff	58,093	0.39%
CFMC Annual Appeal	0	0.00%
Corporate Contributions	1,263,512	8.40%
Foundation Contributions	7,810,580	51.95%
Individual Contributions	4,098,918	27.26%
IRA Rollover	73,027	0.49%
Monterey County Gives Campaign	(10,000)	-0.07%
Memorial/Honor	19,515	0.13%
Newsletter/Annual Report Insert	5,710	0.04%
Returned Grants	5,499	0.04%
Special Project	0	0.00%
Women's Fund Lunch	0	0.00%
Sub-Total Contributions	15,035,347	100.00%
YE Agency Funds Adjustment	0	0.00%
YE Stewardship Funds Adjustment	0	0.00%
TOTAL	15,035,347	100.00%

Disbursement of Funds		
Description	Total	% of
Grants		Total
Affiliate Fund	38,000	0.17%
Awards	0	0.00%
Community Impact	351,306	1.54%
Donor Advised	4,996,301	21.96%
Board/CEO Discretionary	972,312	4.27%
Employee Matching	0	0.00%
Field of Interest	67,927	0.30%
Monterey County Gives	7,670,926	33.71%
Neighborhood Grants	0	0.00%
Opportunity	20,000	0.09%
Organizational Development	14,265	0.06%
Pass Through	136,671	0.60%
Restricted & Designated Agency Funds	1,906,456	8.38%
Scholarships	120,666	0.53%
Special Projects	4,280,093	18.81%
Sub-Total Grants	20,574,924	90.42%
General Operating & Programs	2,008,623	8.83%
Other Fund Expenses	171,372	0.75%
Prior period voided grants	(1,000)	0.00%
YE Agency Funds Adjustment	0	0.00%
YE Stewardship Funds Adjustment	0	0.00%
TOTAL	22,753,919	100.00%

by Region		% of Total
Big Sur		12.87%
Other County		1.27%
Countywide		34.29%
Neighboring County		1.12%
Monterey Peninsula		14.79%
Multiple Areas		16.55%
North County		2.87%
Salinas/Salinas Valley		7.79%
Seaside - Marina		3.65%
South County		2.95%
Outside CA		1.76%
Outside the US		0.10%
		100%

by Program Area		% of Total
Arts, Culture & Humanities		10.77%
Education		8.76%
Environment & Animal Welfare		14.17%
Health (Individual & Community)		13.64%
Human Services		31.63%
International & Foreign Affairs		0.45%
Public & Community Benefit		20.27%
Recreation & Sports		0.00%
Religion-related		0.31%
		100%