



Here for Good

Community Foundation
for Monterey County

FINANCIAL STATEMENT

For the Five Months Ended May 31, 2021

COMMUNITY FOUNDATION FOR MONTEREY COUNTY
FINANCIAL REPORTS
For the Five Months Ended May 31, 2021

TABLE OF CONTENTS

Section I – Financial Reports	Page(s)
Notes to Financial Statements	1 - 2
Statement of Financial Position	3 - 4
Statement of Activities	5 - 6
Section II – Combined Operating Fund	
Comparisons of Actual to Budget - Operating Fund	7
Operating Cash on Hand	8
Section III – Fund Reports	
Investment Holdings - Long Term Fund Portfolio	9
Investment Performance Report - Long Term Fund Portfolio	10 - 11
Investment Holdings - Medium Term Fund Portfolio	12
Investment Performance Report - Medium Term Fund Portfolio	13
Investment Holdings - ESG Fund Portfolio	14
Investment Performance Report - ESG Fund Portfolio	15
Investment Holdings - DRIM Portfolio	16
Investment Performance Report - DRIM Portfolio	17
Gifts Received – Current Month	18 - 23
Grants Approved – Current Month	24 - 27

COMMUNITY FOUNDATION FOR MONTEREY COUNTY
NOTES TO THE FINANCIAL STATEMENTS
For the Five Months Ended May 31, 2021

Assets

Total Assets through 5/31/2021 are \$365,472,698 a 30.21% increase since May 2020 and a 4.91% increase since December 2020. (p. 3)

Charitable Remainder Trusts (CRT) and Charitable Gift Annuities (CGA)

The CRT and CGA funds have been adjusted to reflect the activity and balances per Kaspick & Company and the third-party account balances as of December 31, 2021. In May, Stephen and Barbara Brooks added \$99,581 to their CRT, with a calculated remainder value of \$52,622. (p. 5)

Realized and Unrealized Gains and Losses on Investments

Net year-to-date realized gains were \$2,213, and unrealized gains were \$22,893,122, for a total gain of \$22,895,335. (p. 6)

Operating Fund

Total revenue was \$866,783 more than the budget, and total expenses were \$68,797 less than the budget. Unrealized gains were \$14,171 on the operating reserve held in the Medium-Term Fund portfolio. The actual net operating surplus is \$346,516 compared to a budgeted deficit of \$603,086. (p. 7)

Note: The Expendable Operating Cash-on-Hand is at 10.8 months, excluding the operating reserve of \$500,000, the building reserve of \$150,000, and includes the PPP Loan, which was fully forgiven March 31, 2021. (p. 8)

Portfolio Performance

The market value of the Long-Term Fund portfolio at 5/31/2021 was \$305,044,727. The one-year Total Return for the Long-Term Endowment Portfolio was 29.9% compared to the Policy Index of 26.4%. (p. 9-11)

The market value of the Medium-Term Fund portfolio at 5/31/2021 was \$9,124,754. The one-year Total Return for the Medium-Term Endowment Portfolio was 16.0% compared to the Policy Index of 13.8%. (p. 12-13)

The market value of the ESG Fund portfolio at 5/31/2021 was \$4,938,903. The one-year Total Return for the ESG Portfolio was 23.3% compared to the Policy Index of 23.5%. (p. 14-15)

The market value of the DRIM Fund portfolio at 5/31/2021 was \$2,632,158. The one-year Total Return for the DRIM Portfolio was 46.3% compared to the Policy Index of 79.0%. Due to the timing of the DRIM reports, there is a one-month lag in the performance reporting. (p. 16-17)

Special Program Funds

Special Program Funds include: Center for Nonprofit Excellence funded by the David and Lucile Packard Foundation; the College Futures Foundation program, funded by the College Futures Foundation; the Salinas Leadership project, funded by the James Irvine Foundation; and the Monterey County Gives annual campaign.

COMMUNITY FOUNDATION FOR MONTEREY COUNTY
NOTES TO THE FINANCIAL STATEMENTS
For the Five Months Ended May 31, 2021

Total Special Program revenue was \$1,769,197 and total expenses were \$8,230,934, which includes \$7,702,746 in grants from the 2020 Monterey County Gives campaign. (p. 5-6)

Gifts, Pledges, Bequests, Future Funds Greater than \$25,000, and Grants

Total new contributions for the month were \$1,795,706, including: (p. 18-23)

Donor	Date	Amount	Fund
Ms. Eby Wold	5/6/2021	35,500	Wold Family Foundation
Big Sur Land Trust	5/10/2021	50,000	Park It! Stewardship Fund
Silicon Valley CF - Ulrich Family Fund	5/10/2021	43,000	Victor and Lynda Johnson Fund
Barry Adler and Betsy Buchalter Adler	5/11/2021	50,634	Buchalter/Adler Family Fund
CF for Southeast Michigan-W. Smith Legacy Fund	5/11/2021	50,000	Sunset Theater Endowment Fund
Mr. & Mrs. Mads and Susan Bjerre	5/12/2021	29,369	Mads and Susan Bjerre Charitable Fund
Mr. & Mrs. Stephen and Barbara Brooks	5/17/2021	99,581	CRT Funds with CF as Trustee (Kaspick)
Community Human Services	5/20/2021	400,000	Community Human Services Stewardship Fund
Public Health Institute	5/20/2021	60,000	COVID-19 - Public Health Institute
James Irvine Foundation	5/24/2021	225,000	Operating Fund
Community Human Services	5/26/2021	400,000	Community Human Services Stewardship Fund
Mrs. Frances R. Gaver	5/27/2021	172,340	Gaver Family Fund

Grants to agencies for the month totaling \$1,108,083 were approved and recorded. (p. 24-27)

COMMUNITY FOUNDATION FOR MONTEREY COUNTY
STATEMENT OF FINANCIAL POSITION
CONSOLIDATED - ALL FUNDS
For the Five Months Ended May 31, 2021 and May 31, 2020

	<u>COMBINED OPERATING</u>	<u>SPECIAL PROGRAMS</u>	<u>ENDOWMENT</u>	<u>NON ENDOWED</u>	<u>BEQUEST, CRT RECEIVABLES</u>	<u>TOTAL May 31, 2021</u>	<u>TOTAL May 31, 2020</u>
ASSETS							
Cash:							
Cash & Cash Equivalents	3,090,761	1,928,194	0	5,878,917	0	10,897,872	7,432,714
Investments - Long Term Fund Portfolio	0	0	205,593,546	99,451,182	0	305,044,727	226,333,158
Investments - Medium Term Fund Portfolio	716,456	0	0	8,408,298	0	9,124,754	7,617,066
Investments - ESG Fund Portfolio	0	0	3,633,823	1,305,080	0	4,938,903	3,665,129
Separately Invested - DRIM Portfolio	0	0	0	2,632,158	0	2,632,158	2,219,776
Separately Invested - Pony Trust	0	326,878	0	0	0	326,878	324,883
Total Cash & Investments	3,807,218	2,255,072	209,227,368	117,675,634	0	332,965,292	247,592,726
Accounts Receivable:							
Pledges & Contributions Receivable	0	0	4,000	12,750	0	16,750	893,519
Bequests & Remainder Interest	0	0	0	0	0	0	0
Due from OPER	0	0	1,093,021	0	0	1,093,021	1,163,214
Investment in an LLC	0	0	1,837,500	0	0	1,837,500	0
Charitable Remainder Trusts	0	0	0	0	23,323,008	23,323,008	25,369,217
Charitable Gift Annuities	0	0	0	0	4,380,833	4,380,833	4,107,870
Total Accounts Receivable	0	0	2,934,521	12,750	27,703,841	30,651,112	31,533,820
Other Assets:							
Prepaid Expenses	7,344	0	0	0	0	7,344	45,343
Property-Net of Depreciation	1,848,950	0	0	0	0	1,848,950	1,860,535
Total Other Assets	1,856,294	0	0	0	0	1,856,294	1,905,878
TOTAL ASSETS	5,663,512	2,255,072	212,161,889	117,688,384	27,703,841	365,472,698	281,032,424

COMMUNITY FOUNDATION FOR MONTEREY COUNTY
STATEMENT OF FINANCIAL POSITION
CONSOLIDATED - ALL FUNDS
For the Five Months Ended May 31, 2021 and May 31, 2020

	<u>COMBINED OPERATING</u>	<u>SPECIAL PROGRAMS</u>	<u>ENDOWMENT</u>	<u>NON ENDOWED</u>	<u>BEQUEST, CRT RECEIVABLES</u>	<u>TOTAL May 31, 2021</u>	<u>TOTAL May 31, 2020</u>
LIABILITIES & NET ASSETS							
Liabilities:							
Grants Payable	0	150,738	542,999	629,750	0	1,323,487	676,300
Contingent Liabilities	0	0	0	0	16,264,006	16,264,006	18,101,799
Funds held as Agency Endowments	0	0	7,298,606	0	0	7,298,606	6,520,944
Funds held as Stewardship Funds	0	0	0	48,980,877	0	48,980,877	31,099,027
Payroll, Misc. and Accts Payable	1,223,305	1,190	0	0	0	1,224,495	1,722,407
Total Liabilities	1,223,305	151,928	7,841,605	49,610,627	16,264,006	75,091,471	58,120,478
Net Assets:							
Net Assets-Beginning Balance	4,093,691	8,564,097	187,812,660	59,130,323	12,358,644	271,959,415	230,383,848
Change in Net Assets -							
Current Year	346,516	(6,460,954)	16,507,624	8,947,434	(918,808)	18,421,812	(7,471,901)
Total Net Assets	4,440,207	2,103,143	204,320,284	68,077,757	11,439,836	290,381,228	222,911,947
TOTAL LIABILITIES & NET ASSETS	5,663,512	2,255,072	212,161,889	117,688,384	27,703,841	365,472,698	281,032,424

COMMUNITY FOUNDATION FOR MONTEREY COUNTY
STATEMENT OF ACTIVITIES
CONSOLIDATED - ALL FUNDS
For the Five Months Ended May 31, 2021 and May 31, 2020

	<u>COMBINED OPERATING</u>	<u>SPECIAL PROGRAMS</u>	<u>ENDOWMENT</u>	<u>NON ENDOWED</u>	<u>BEQUEST, CRT RECEIVABLES</u>	<u>TOTAL May 31, 2021</u>	<u>TOTAL May 31, 2020</u>
SUPPORT AND REVENUE:							
Contributions	709,255	1,755,654	1,228,451	9,400,186	0	13,093,546	18,307,546
Interfund Gifts	48,051	10,000	14,527	253,403	0	325,981	1,523,972
Pledge Payments Received	0	0	0	13,384	0	13,384	454,526
Future Contributions-A/R-Pledge-CRT-CGA	0	0	0	0	68,239	68,239	15,249
Contributions Received via Bequest	60,389	0	2,433,015	0	0	2,493,403	4,552,355
Change in Value, Split Interest Trusts, Future Assets	0	0	0	0	1,532,685	1,532,685	3,345,837
Gain/Loss on Sale of Property	0	0	0	0	0	0	2,164
Income from Related Party (LLC)	0	0	0	0	0	0	0
Interest & Dividend Income	7,014	3,543	1,207,699	620,380	0	1,838,636	1,530,891
Administrative Fees	955,928	0	0	0	0	955,928	821,106
Fees from Special Projects	53,875	0	0	0	0	53,875	8,331
Workshop and Contract Service Income	576	0	0	0	0	576	23,205
Misc Income/Returned Grants	17,516	0	500	2,332	0	20,348	28,770
Total Support and Revenue	1,852,603	1,769,197	4,884,191	10,289,686	1,600,925	20,396,602	30,613,953
EXPENSES:							
Operating Expenses and Distributions:							
Salaries & Benefits	1,061,594	16,537	0	0	0	1,078,131	1,019,845
Administrative Costs	363,688	158,858	0	1,873	0	524,420	381,545
Occupancy Costs	61,531	0	0	0	0	61,531	79,692
Development Expenses	32,705	16,945	0	0	0	49,650	112,648
Board & Committee Expenses	592	0	0	0	0	592	869
Total Operating Expenses	1,520,109	192,341	0	1,873	0	1,714,323	1,594,600

COMMUNITY FOUNDATION FOR MONTEREY COUNTY
STATEMENT OF ACTIVITIES
CONSOLIDATED - ALL FUNDS
For the Five Months Ended May 31, 2021 and May 31, 2020

	<u>COMBINED OPERATING</u>	<u>SPECIAL PROGRAMS</u>	<u>ENDOWMENT</u>	<u>NON ENDOWED</u>	<u>BEQUEST, CRT RECEIVABLES</u>	<u>TOTAL May 31, 2021</u>	<u>TOTAL May 31, 2020</u>
Grants and Grant Related Expenses:							
Grants	0	7,939,181	2,595,014	8,647,694	0	19,181,889	13,034,460
Interfund Grants	0	40,930	202,551	82,500	0	325,981	1,523,972
Pledge Payments Paid	0	0	0	0	13,384	13,384	719,141
Bequests Payments/Transfers	0	0	0	0	2,482,668	2,482,668	4,282,310
Other Expenses	0	17,399	977	19,455	0	37,831	106,684
Other Payments/Transfers	0	0	100,886	(100,886)	0	0	0
Grant Related Expenses	0	0	0	0	0	0	0
Administrative Fees	0	41,083	623,237	307,927	23,680	995,928	821,106
Fees to Managers	149	0	78,810	39,162	0	118,120	135,330
Total Grants and Grant Related Expenses	149	8,038,593	3,601,475	8,995,852	2,519,733	23,155,802	20,623,002
 Total Expenses and Grants	 1,520,258	 8,230,934	 3,601,475	 8,997,725	 2,519,733	 24,870,125	 22,217,602
 Excess of Revenues (Expenses)							
Before Gains on Investments & Transfers	332,345	(6,461,737)	1,282,717	1,291,961	(918,808)	(4,473,522)	8,396,351
 GAINS(LOSS) ON INVESTMENTS:							
Realized-Gain (Loss)	0	0	0	2,213	0	2,213	(5,588,307)
Unrealized-Gain(Loss)	14,171	783	15,224,908	7,653,260	0	22,893,122	(10,279,946)
Total Gain/(Loss) on Investments	14,171	783	15,224,908	7,655,473	0	22,895,335	(15,868,252)
 Change in Net Assets	 346,516	 (6,460,954)	 16,507,624	 8,947,434	 (918,808)	 18,421,812	 (7,471,901)
 Net Assets Beginning of Year	 4,093,691	 8,564,097	 187,812,660	 59,130,323	 12,358,644	 271,959,415	 230,383,848
 Net Assets, End of Period	 4,440,207	 2,103,143	 204,320,284	 68,077,757	 11,439,836	 290,381,228	 222,911,947

COMMUNITY FOUNDATION FOR MONTEREY COUNTY
Combined Operating Fund Budget vs. Actual
For the Five Months Ended May 31, 2021 and May 31, 2020

	Year-To-Date			YTD Actual 5/31/2020
	Actual	Budget	Variance	
REVENUE				
Contributions - Foundations	57,558	0	57,558	52,753
Contributions - Indiv/Corp	651,697	17,500	634,197	9,396
Contributions - Interfund	48,051	39,879	8,172	39,564
Bequests Received	60,389	51,800	8,589	96,369
Admin Fees	955,928	869,330	86,598	821,106
Special Project Fees	53,875	3,331	50,544	8,331
Workshops/Contracts	576	1,899	(1,323)	23,205
Miscellaneous Income	17,516	0	17,516	28,770
Interest and Dividends	7,014	2,081	4,933	21,152
Total Revenue	1,852,603	985,820	866,783	1,100,647
EXPENSE				
Personnel				
Salaries and Wages	818,136	876,150	(58,014)	798,640
Payroll Taxes	63,582	64,256	(674)	58,585
Insurance and Other Benefits	179,876	186,006	(6,130)	162,621
Sub-total	1,061,594	1,126,412	(64,818)	1,019,845
Administrative				
Supplies	5,260	8,000	(2,740)	9,213
Equip / Computer Maintenance	66,570	69,580	(3,010)	66,567
Bank Charges	5,669	6,250	(581)	7,510
Printing	14,523	4,000	10,523	7,971
Postage / Freight	17,141	14,000	3,141	13,240
Dues/Subscriptions	37,613	39,293	(1,680)	23,191
Services (legal, acct, consult)	157,937	134,595	23,342	109,902
D&O Insurance	0	2,800	(2,800)	2,783
Telecommunications	19,456	19,065	391	8,746
Conferences & Training	2,800	8,615	(5,815)	4,850
Miscellaneous	3,514	0	3,514	1,645
Depreciation	33,205	33,205	0	33,385
Sub-total	363,688	339,403	24,285	289,003
Facilities				
Property / Liability Insurance	7,917	11,925	(4,008)	10,858
Maintenance / Repairs	2,911	9,165	(6,254)	6,861
Janitorial & Landscaping	8,710	9,250	(540)	8,557
Rent	8,423	22,910	(14,487)	20,931
Mortgage, Interest & Property Taxes	18,522	18,522	(0)	19,666
Utilities	15,047	12,080	2,967	12,820
Sub-total	61,531	83,852	(22,321)	79,692
Development, Program & Staff				
Donor Development	11,665	29,050	(17,385)	31,419
Advertising & Promotion	17,032	4,004	13,028	31,885
Mileage, Meals & Meetings	57	1,885	(1,828)	1,059
Workshops	1,225	1,425	(200)	17,059
Annual Meetings	0	0	0	1,080
75th Anniversary Expenses	0	0	0	3,937
Annual Report	195	0	195	6,546
Staff Recognition Expenses	2,532	1,075	1,457	2,950
Board & Committee Expenses	592	1,800	(1,208)	869
Sub-total	33,297	39,239	(5,942)	96,804
Total Expenses	1,520,109	1,588,906	(68,797)	1,485,345
Net Income / (Loss) Before Investment Returns	332,494	(603,086)	935,580	(384,697)
Realized Gains/(Losses)	0	0	0	(3,066)
Unrealized Gains/(Losses)	14,171	0	14,171	0
Investment Management Fee	149	0	149	139
Net Income / (Loss) Including Investment Returns	346,516	(603,086)	949,602	(387,902)

COMMUNITY FOUNDATION FOR MONTEREY COUNTY
Operating Cash on Hand and Reserves - May 2021
With Projections through August 2021

Operating Cash on Hand:

Cash & Cash Equivalents	3,807,218
Less: Liabilities, excluding future period loan payments	173,731
Total Cash Available	<u>3,633,487</u>

Add: Accounts Receivable	
Prepaid Expenses	7,344
Total Accounts Receivable and Prepaid Expenses	<u>7,344</u>

Total Cash Expendable **3,640,831**

Restrictions on cash available

Less: Building Reserve	(150,000)
Less: Donor Restricted Operating Reserve	(500,000)
Total Restricted Cash	<u>(650,000)</u>

Unrestricted cash available **2,990,831**

<i>Estimated revenue-Next Quarter</i>	1,115,099
<i>Estimated spending-Next Quarter</i>	(894,850)

Estimated unrestricted cash remaining **3,211,080**

BUDGET

Notes:	<u>2021</u>
Annual Expenses excluding depreciation	3,500,360
Capital Expenses-Depreciation	80,130
Total Cash needs	<u>3,580,490</u>

(1) One month reserve	298,374
(2) Six-month reserve	1,790,245
(3) Number of months of expendable cash on hand	10.8

COMMUNITY FOUNDATION FOR MONTEREY COUNTY
LONG TERM INVESTMENT PORTFOLIO
Activity for the Month of: May 2021

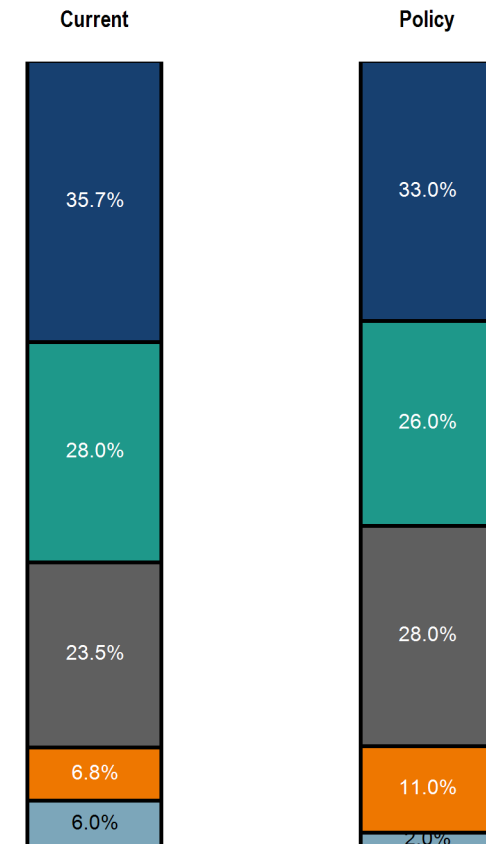
Market At Last Trade Date	Number of Shares	Code	Investment Account	Beginning Book	Beginning Market	Net Additions	Transfers	Interest & Dividends	Realized Gain(Loss)	Unrealized Gain(Loss)	Ending Book	Ending Market	Actual %	Board Policy
CASH ACCOUNTS:														
1.00	0.00	MS	Rabobank Endowment	136,446	136,446	(3,935)	0	0	0	0	134,594	134,594		
1.00	0	SWUXX	Schwab-MM/SWVXX	1,281,169	1,281,169	216,226	0	27	0	(1,021)	1,496,401	1,496,401		
1.00	0	SWUXX	Schwab Treasury-Cash	9,440,491	9,440,491	50,000	69,297	76	0	0	9,559,865	9,559,865		
			TOTAL CASH	10,858,106	10,858,106	262,291	69,297	103	0	(1,021)	11,190,860	11,190,860	3.7%	4.4%
BOND ACCOUNTS:														
14.29	1,620,410.25	DODIX	Dodge & Cox Income	22,222,151	23,107,050	0	0	0	0	48,612	22,222,151	23,155,662	7.6%	8.9%
11.97	2,512,138.83	JCBUX	JP Morgan Core Bond	29,814,172	30,045,180	0	(55,795)	55,795	0	25,121	29,814,172	30,070,302	9.9%	12.0%
28.54	365,138.67	VAIPX	Vanguard Inflation	10,094,912	10,315,167	0	0	0	0	105,890	10,094,912	10,421,058	3.4%	4.0%
10.99	905,625.84	VFSUX	Vanguard Short Term	9,695,177	9,934,715	0	(13,503)	13,503	0	18,113	9,695,177	9,952,828	3.3%	6.3%
			TOTAL BONDS	71,826,413	73,402,113	0	(69,297)	69,297	0	197,736	71,826,413	73,599,850	24.1%	31.2%
			TOTAL FIXED INC.	82,684,519	84,260,219	262,291	0	69,401	0	196,715	83,017,273	84,790,710	27.8%	35.6%
ALTERNATIVE INVESTMENTS:														
1,463.27	6,431.43	ASB	ASB Capital Management, LLC	8,600,000	9,410,758	0	0	0	0	0	8,600,000	9,410,758	3.1%	2.5%
44.21	113,148.39	DFREX	DFA Real Estate	3,457,214	4,958,163	0	0	0	0	44,128	3,457,214	5,002,290	1.6%	2.6%
141.55	35,680.91	VGSIX	Vanguard REIT Index	3,870,222	5,011,384	0	0	0	0	39,249	3,870,222	5,050,633	1.7%	2.6%
			TOTAL ALTERNATIVE	15,927,436	19,380,304	0	0	0	0	83,377	15,927,436	19,463,681	6.4%	7.7%
COMMUNITY IMPACT INVESTMENTS:														
			CA FarmLink	375,000	750,000	0	0	0	0	0	375,000	750,000	0.25%	
			Opportunity Fund	1,000,000	1,000,000	0	(2,083)	2,083	0	0	1,000,000	1,000,000	0.33%	
			TOTAL CII	1,375,000	1,750,000	0	(2,083)	2,083	0	0	1,375,000	1,750,000	0.57%	
SMALL CAP:														
112.85	96,594.00	IJR	iShares-S&P 600 Index	2,674,584	10,677,501	0	0	0	0	223,132	2,674,584	10,900,633	3.6%	2.9%
			TOTAL SMALL CAP	2,674,584	10,677,501	0	0	0	0	223,132	2,674,584	10,900,633	3.6%	2.9%
MID CAP:														
272.52	28,148.00	IJH	iShares-S&P 400 Index	1,366,803	7,649,500	0	0	0	0	21,392	1,366,803	7,670,893	2.5%	1.9%
			TOTAL MID CAP	1,366,803	7,649,500	0	0	0	0	21,392	1,366,803	7,670,893	2.5%	1.9%
LARGE CAP:														
240.74	54,858.95	DODGX	Dodge & Cox Stock Fund	7,429,054	12,773,357	0	0	0	0	433,386	7,429,054	13,206,743	4.3%	3.5%
161.13	61,368.00	IWD	iShares Russell 1000 Value	4,942,157	9,668,528	0	0	0	0	219,697	4,942,157	9,888,226	3.2%	2.8%
66.95	387,862.65	TRLGX	T Rowe Price	7,276,444	26,378,539	0	0	0	0	(411,134)	7,276,444	25,967,404	8.5%	6.7%
368.05	119,297.99	VINIX	Vanguard Index 500	18,194,954	43,604,608	0	0	0	0	303,017	18,194,954	43,907,625	14.4%	12.0%
			TOTAL LARGE CAP	37,842,608	92,425,032	0	0	0	0	544,966	37,842,608	92,969,998	30.5%	25.0%
INTERNATIONAL:														
73.41	285,166.61	AEPFX	EuroPacific	12,529,026	20,340,934	0	0	0	0	593,147	12,529,026	20,934,081	6.9%	5.3%
23.08	426,993.73	DFISX	DFA Int'l Small Co. Portfolio	7,955,743	9,551,850	0	0	0	0	303,166	7,955,743	9,855,015	3.2%	2.8%
49.81	400,808.66	DODFX	Dodge & Cox International	13,915,008	19,126,589	0	0	0	0	837,690	13,915,008	19,964,279	6.5%	4.5%
16.85	1,109,945.85	VTMGX	Vanguard Developed Mkts	12,965,120	18,047,720	0	0	0	0	654,868	12,965,120	18,702,588	6.1%	6.0%
53.88	334,871.00	VWO	Vanguard FTSE Emerging	13,005,253	17,741,466	0	0	0	0	301,384	13,005,253	18,042,849	5.9%	3.1%
			TOTAL INT'L	60,370,149	84,808,558	0	0	0	0	2,690,254	60,370,149	87,498,812	28.7%	21.7%
			TOTAL EQUITIES	118,181,581	214,940,896	0	0	0	0	3,563,121	118,181,581	220,254,017	65.8%	51.5%
			GRAND TOTALS	200,866,100	299,201,116	262,291	0	69,401	0	3,759,837	201,198,854	305,044,727	100.0%	94.8%

Long-Term Portfolio

Executive Summary - Preliminary (Net of Fees)

Period Ending: May 31, 2021

	Market Value	% of Portfolio	1 Mo	QTD	YTD	1 Yr	3 Yrs	5 Yrs	10 Yrs		Current	%	Policy	%
Total Fund	312,784,373	100.0	1.2	4.4	8.4	29.9	10.1	10.3	7.3					
Policy Index			1.2	4.1	7.2	26.4	10.0	9.9	7.3					
60% MSCI ACWI/40% BBgBarc US Aggregate			1.1	4.1	5.6	23.8	11.0	10.3	7.6					
Domestic Equity	111,541,524	35.7	0.7	6.0	15.2	47.5	17.6	18.1	--					
Vanguard Institutional Index I	43,907,625	14.0	0.7	6.1	12.6	40.3	18.0	17.1	14.4					
S&P 500			0.7	6.1	12.6	40.3	18.0	17.2	14.4					
T. Rowe Price Large-Cap Growth Fund - I Class	25,967,404	8.3	-1.6	5.5	9.4	43.4	22.7	24.7	18.4					
Russell 1000 Growth			-1.4	5.3	6.3	39.9	23.0	22.1	17.0					
Dodge & Cox Stock	13,206,743	4.2	3.4	9.1	26.3	62.2	16.4	16.9	13.6					
Russell 1000 Value			2.3	6.4	18.4	44.4	12.9	12.3	11.5					
iShares Russell 1000 Value Index ETF	9,888,226	3.2	2.3	6.3	18.3	44.1	12.8	12.1	11.3					
Russell 1000 Value			2.3	6.4	18.4	44.4	12.9	12.3	11.5					
iShares S&P Midcap 400 Index Fund ETF	7,670,893	2.5	0.3	4.7	18.9	56.9	13.6	14.6	12.2					
S&P 400 MidCap			0.2	4.7	18.8	56.8	13.7	14.6	12.3					
iShares S&P Small Cap 600 Index ETF	10,900,633	3.5	2.1	4.0	23.1	72.8	12.5	15.9	13.2					
S&P 600 SmallCap			2.1	4.2	23.2	73.1	12.5	15.9	13.2					
International Equity	87,498,812	28.0	3.2	6.1	10.1	47.0	9.3	11.7	--					
Dodge & Cox International Stock	19,964,279	6.4	4.4	6.4	14.0	49.9	7.4	9.8	5.5					
MSCI ACWI ex USA Gross			3.2	6.3	10.1	43.4	9.4	11.4	5.8					
MSCI ACWI ex USA Value			3.8	6.1	13.6	45.5	5.0	8.3	3.5					
American Funds Europacific Growth F2	20,934,081	6.7	2.9	6.7	6.2	47.4	12.7	13.9	8.0					
MSCI ACWI ex USA Gross			3.2	6.3	10.1	43.4	9.4	11.4	5.8					
MSCI ACWI ex USA Growth			2.4	6.2	6.1	39.9	12.5	13.2	7.1					
Vanguard Developed Market Index Adm	18,702,588	6.0	3.6	6.9	11.2	42.0	9.0	10.6	6.4					
Spliced Vanguard Developed Markets Index			3.3	6.6	10.9	42.2	8.7	10.3	6.3					
DFA International Small Company I	9,855,015	3.2	3.2	7.5	13.9	50.1	7.7	10.7	7.5					
MSCI World ex USA Small Cap			2.2	6.5	11.7	47.1	8.9	11.2	7.6					
Vanguard FTSE Emerging Markets ETF	18,042,849	5.8	1.7	3.5	7.7	47.3	9.4	12.7	3.6					
Spliced Vanguard Emerging Markets Stock Index			2.5	5.4	8.7	49.6	9.9	13.0	3.8					
Domestic Fixed Income	\$73,599,850	23.5%												
Alternatives	\$21,292,287	6.8%												
Cash and Equivalents	\$18,851,900	6.0%												
Total	\$312,784,373	100.0%												








The Policy Index consists of the following: 28% S&P 500, 2% S&P 400 Mid Cap, 3% S&P Small Cap 600, 17% MSCI ACWI Ex US, 3% MSCI EAFE Small Cap, 6% MSCI Emerging Markets Free, 20% BBgBarc US Aggregate, 4% BBgBarc US 1-5 Yr Credit, 4% BBgBarc US TIPS, 3% FTSE NAREIT, 6% NCREIF ODCE Net, 2% Annualized Return, 2% 91-Day Treasury Bills. Schwab cash values reflect transactions in transit as provided by CFMC. Gresham TAP liquidated 5/29/2020. DFA Emerging Markets liquidated 5/14/2020. All data is preliminary.

Long-Term Portfolio

Executive Summary - Preliminary (Net of Fees)

Period Ending: May 31, 2021

	Market Value	% of Portfolio	1 Mo	QTD	YTD	1 Yr	3 Yrs	5 Yrs	10 Yrs		Current	%	Policy	%	
											Domestic Equity	\$111,541,524	35.7%	\$103,218,843	33.0%
Domestic Fixed Income	73,599,850	23.5	0.4	1.3	-1.0	3.3	5.6	3.9	--		International Equity	\$87,498,812	28.0%	\$81,323,937	26.0%
Dodge & Cox Income	23,155,662	7.4	0.2	1.2	-1.3	3.9	6.1	4.7	4.1		Domestic Fixed Income	\$73,599,850	23.5%	\$87,579,624	28.0%
BBgBarc US Aggregate TR			0.3	1.1	-2.3	-0.4	5.1	3.2	3.3		Alternatives	\$21,292,287	6.8%	\$34,406,281	11.0%
JP Morgan Core Bond R6	30,070,302	9.6	0.3	1.1	-1.8	1.6	5.5	3.6	3.6		Cash and Equivalents	\$18,851,900	6.0%	\$6,255,687	2.0%
BBgBarc US Aggregate TR			0.3	1.1	-2.3	-0.4	5.1	3.2	3.3		Total	\$312,784,373	100.0%	\$312,784,373	100.0%
Vanguard Short-Term Investment Grade Adm	9,952,828	3.2	0.3	0.8	0.4	3.3	4.2	3.0	2.6						
BBgBarc US Credit 1-5 Yr TR			0.3	0.7	0.2	2.8	4.5	3.1	2.8						
Vanguard Inflation-Protected Securities Adm	10,421,058	3.3	1.0	2.4	1.0	6.8	6.4	4.3	3.3						
BBgBarc US TIPS TR			1.2	2.6	1.1	7.1	6.5	4.5	3.4						
Alternatives	21,292,287	6.8	0.4	4.0	9.4	14.7	2.1	3.2	--						
ASB Capital Management	9,489,364	3.0	0.0	0.0	2.9	2.7	3.9	4.1	8.6						
NCREIF ODCE Net			0.0	0.0	1.9	1.5	4.0	5.3	8.7						
DFA Real Estate Securities I	5,002,290	1.6	0.9	9.0	18.1	31.6	12.9	8.6	9.4						
Wilshire REIT			1.4	9.5	19.1	36.5	10.6	7.1	8.7						
Vanguard Real Estate Index Adm	5,050,633	1.6	0.8	8.8	18.3	34.1	12.5	8.0	9.1						
Spliced Vanguard Real Estate Index			0.8	8.8	18.3	34.3	12.6	8.1	9.2						
Wilshire REIT			1.4	9.5	19.1	36.5	10.6	7.1	8.7						
Community Impact Investments	1,750,000	0.6	0.1	0.2	0.6	2.3	--	--	--						
CA FarmLink	750,000	0.2	0.0	0.0	0.0	1.8	--	--	--						
2.5% Annualized Return Index			0.2	0.4	1.0	2.5	--	--	--						
Opportunity Fund	1,000,000	0.3	0.2	0.4	1.0	2.7	--	--	--						
2.5% Annualized Return Index			0.2	0.4	1.0	2.5	--	--	--						
Cash and Equivalents	18,851,900	6.0	0.0	0.0	0.0	0.0	0.4	0.4	--						
Schwab Value Advantage Money Premier	9,559,865	3.1	0.0	0.0	0.0	0.0	0.5	0.2	0.1						
First National Cash	0	0.0	0.0	0.0	0.0	0.0	0.0	0.0	--						
Rabobank Endowment	134,594	0.0	0.0	0.0	0.2	0.2	0.1	0.0	--						
Schwab Cash	9,157,441	2.9	0.0	0.0	0.0	0.0	0.5	0.4	0.2						
91 Day T-Bills			0.0	0.0	0.0	0.1	1.3	1.1	0.6						

Current

35.7%

28.0%

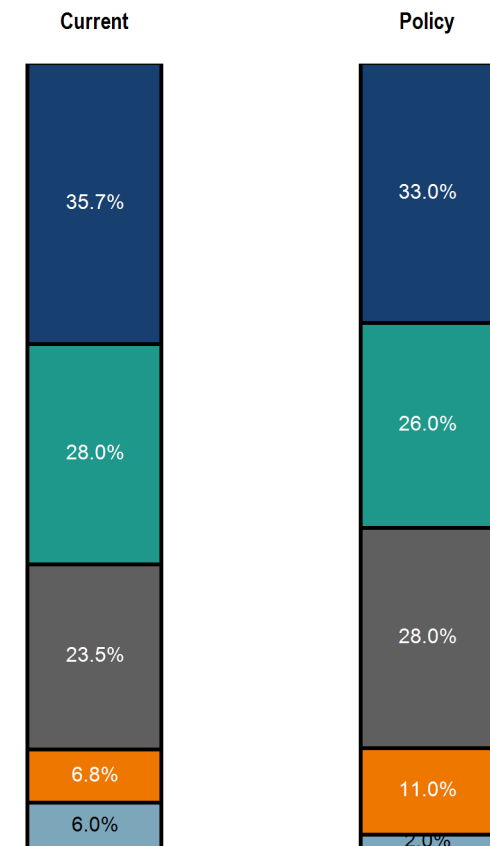
23.5%

Policy

33.0%

26.0%

28.0%



The Policy Index consists of the following: 28% S&P 500, 2% S&P 400 Mid Cap, 3% S&P Small Cap 600, 17% MSCI ACWI Ex US, 3% MSCI EAFE Small Cap, 6% MSCI Emerging Markets Free, 20% BBgBarc US Aggregate, 4% BBgBarc US 1-5 Yr Credit, 4% BBgBarc US TIPS, 3% FTSE NAREIT, 6% NCREIF ODCE Net, 2% Annualized Return, 2% 91-Day Treasury Bills. Schwab cash values reflect transactions in transit as provided by CFMC. CA FarmLink and Opportunity Fund funded 1/31/2019. Gresham TAP liquidated 5/29/2020. DFA Emerging Markets liquidated 5/14/2020. ASB market value is as of 3/31/2021.

COMMUNITY FOUNDATION FOR MONTEREY COUNTY
MEDIUM-TERM PORTFOLIO
Activity for the Month of: May 2021

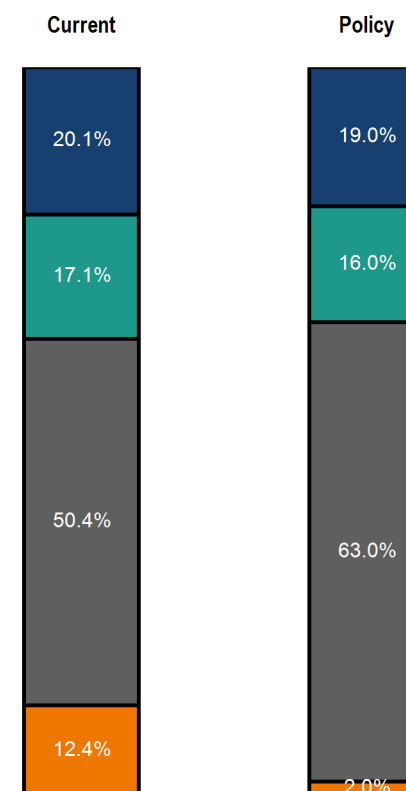
Market At Last Trade Date	Number of Shares	Code	Investment Account	Beginning Book	Beginning Market	Net Additions	Transfers	Interest & Dividends	Realized Gain(Loss)	Unrealized Gain(Loss)	Ending Book	Ending Market	Actual %	Board Policy
<u>CASH ACCOUNTS:</u>														
0.00	0.00	SWUXX	Schwab - Cash	1,113,422	1,113,422	6,543	4,244	9	0	0	1,124,209	1,124,209		
			TOTAL CASH	1,113,422	1,113,422	6,543	4,244	9	0	0	1,124,209	1,124,209	12.3%	0.0%
<u>BOND ACCOUNTS:</u>														
14.29	121,747.13	DODIX	Dodge & Cox Income Fund	1,677,777	1,736,114	0	0	0	0	3,652	1,677,777	1,739,767	19.1%	25.0%
10.99	103,053.40	VFSUX	Vanguard Short Term	1,102,378	1,130,496	0	(1,537)	1,537	0	2,061	1,102,378	1,132,557	12.4%	15.0%
11.24	153,738.68	VBTLX	Vanguard Total Bond Market Index	1,650,890	1,726,485	0	(2,698)	2,698	0	1,537	1,650,890	1,728,023	18.9%	25.0%
			TOTAL BONDS	4,431,046	4,593,095	0	(4,235)	4,235	0	7,251	4,431,046	4,600,346	50.4%	65.0%
			TOTAL FIXED INC.	5,544,468	5,706,517	6,543	9	4,244	0	7,251	5,555,255	5,724,555	62.7%	65.0%
<u>DOMESTIC:</u>														
194.82	9,442.38	VTHR	Vanguard Russell 3000	1,138,868	1,831,898	0	0	0	0	7,667	1,138,868	1,839,565	20.2%	19.0%
			TOTAL DOMESTIC	1,138,868	1,831,898	0	0	0	0	7,667	1,138,868	1,839,565	20.2%	19.0%
<u>INTERNATIONAL:</u>														
73.41	21,259.14	AEPFX	EuroPacific	1,071,695	1,516,415	0	0	0	0	44,219	1,071,695	1,560,634	17.1%	16.0%
			TOTAL INTERNATIONAL	1,071,695	1,516,415	0	0	0	0	44,219	1,071,695	1,560,634	17.1%	16.0%
			TOTAL EQUITIES	2,210,563	3,348,313	0	0	0	0	51,886	2,210,563	3,400,199	37.3%	35.0%
			GRAND TOTALS	7,755,030	9,054,830	6,543	9	4,244	0	59,137	7,765,817	9,124,754	100.0%	100.0%

Medium Term Fund

Executive Summary - Preliminary (Net of Fees)

Period Ending: May 31, 2021

	Market Value	% of Portfolio	1 Mo	QTD	YTD	1 Yr	3 Yrs	5 Yrs	10 Yrs		Current	%	Policy	%
Total Fund	9,132,663	100.0	0.7	2.7	2.5	16.0	8.7	7.6	--					
<i>Policy Index</i>			0.8	2.7	2.7	13.8	8.2	7.2	5.8					
Domestic Equity	1,839,565	20.1	0.4	5.4	12.3	44.1	17.9	17.2	--					
Vanguard Russell 3000	1,839,565	20.1	0.4	5.4	12.3	44.1	17.9	17.2	14.0					
<i>Russell 3000</i>			0.5	5.6	12.3	43.9	18.0	17.4	14.2					
International Equity	1,560,634	17.1	2.9	6.7	6.2	47.4	12.7	13.9	--					
American Funds Europacific Growth F2	1,560,634	17.1	2.9	6.7	6.2	47.4	12.7	13.9	8.0					
<i>MSCI ACWI ex USA Gross</i>			3.2	6.3	10.1	43.4	9.4	11.4	5.8					
Domestic Fixed Income	4,600,346	50.4	0.3	1.1	-1.4	2.1	5.3	3.8	--					
Vanguard Total Bond Market Index	1,728,023	18.9	0.2	1.2	-2.4	-0.5	5.1	3.2	3.2					
Dodge & Cox Income	1,739,767	19.0	0.2	1.2	-1.3	3.9	6.1	4.7	4.1					
<i>BBgBarc US Aggregate TR</i>			0.3	1.1	-2.3	-0.4	5.1	3.2	3.3					
Vanguard Short-Term Investment Grade Adm	1,132,557	12.4	0.3	0.8	0.4	3.3	4.2	3.0	2.6					
<i>BBgBarc US Credit 1-5 Yr TR</i>			0.3	0.7	0.2	2.8	4.5	3.1	2.8					
Cash and Equivalents	1,132,118	12.4	0.0	0.0	0.0	0.0	0.2	0.2	--					
Schwab Cash	1,132,118	12.4	0.0	0.0	0.0	0.0	0.2	0.2	--					
<i>91 Day T-Bills</i>			0.0	0.0	0.0	0.1	1.3	1.1	0.6					
Total	\$9,132,663	100.0%									\$9,132,663	100.0%	\$9,132,663	100.0%



Policy Index: 19% Russell 3000, 16% MSCI ACWI Ex US, 48% BBgBarc US Aggregate, 15% BBgBarc 1-5 Year Gov/Credit, 2% 91 Day T-Bill. Medium Pool portfolio funded 5/13/2016. Fund performance has been backfilled and represents actual performance for periods shown. All data is preliminary.

COMMUNITY FOUNDATION FOR MONTEREY COUNTY
ESG FUND PORTFOLIO
Activity for the Month of: May 2021

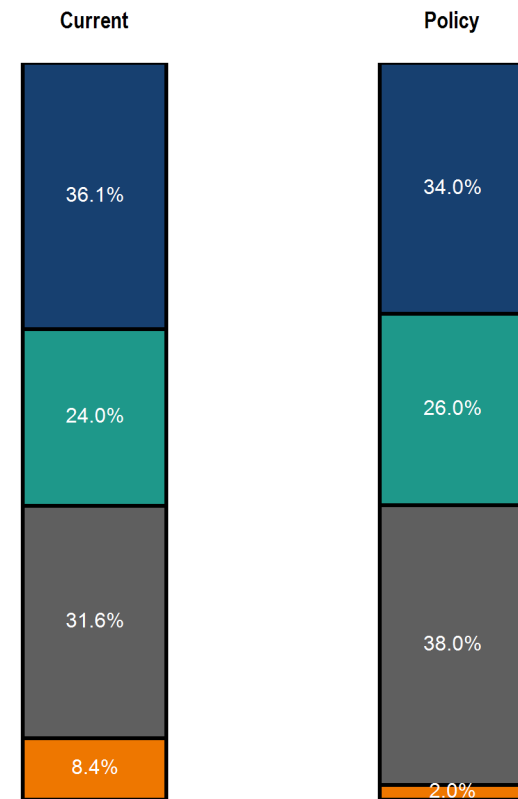
Market At Last Trade Date	Number of Shares	Code	Investment Account	Beginning Book	Beginning Market	Net Additions	Transfers	Interest & Dividends	Realized Gain(Loss)	Unrealized Gain(Loss)	Ending Book	Ending Market	Actual %	Board Policy
<u>CASH ACCOUNTS:</u>														
		SWUXX	Schwab - Cash	375,585	375,585	190,430	2,089	3	0	0	568,107	568,107	11.5%	0.0%
<u>BOND ACCOUNTS:</u>														
10.58	142,296.25	TSBIX	TIAA Social Choice Bond Fund	1,444,791	1,502,648	0	(2,089)	2,089	0	2,846	1,444,791	1,505,494	30.5%	40.0%
<u>DOMESTIC EQUITY:</u>														
27.87	61,792.07	TISCX	TIAA Social Choice Equity Fund	1,163,785	1,700,518	0	0	0	0	21,627	1,163,785	1,722,145	34.9%	35.0%
<u>INTERNATIONAL EQUITY:</u>														
13.53	84,490.52	TSONX	TIAA Social Choice International	899,233	1,100,911	0	0	0	0	42,245	899,233	1,143,157	23.1%	25.0%
GRAND TOTAL				3,507,810	4,304,078	0	(2,089)	2,089	0	66,718	3,507,810	4,938,903	100%	100%

ESG Portfolio

Executive Summary - Preliminary (Net of Fees)

Period Ending: May 31, 2021

	Market Value	% of Portfolio	1 Mo	QTD	YTD	1 Yr	3 Yrs	5 Yrs	10 Yrs		Current	%	Policy	%
Total Fund	4,769,066	100.0	1.5	3.9	6.1	23.3	10.3	--	--	Domestic Equity	\$1,722,145	36.1%	\$1,621,482	34.0%
<i>Policy Index</i>			<i>1.1</i>	<i>4.0</i>	<i>5.8</i>	<i>23.5</i>	<i>10.7</i>	<i>10.0</i>	<i>8.0</i>	International Equity	\$1,143,157	24.0%	\$1,239,957	26.0%
Domestic Equity	1,722,145	36.1	1.3	5.6	13.2	43.6	18.4	--	--	Domestic Fixed Income	\$1,505,494	31.6%	\$1,812,245	38.0%
TIAA CREF Social Choice Equity Fund	1,722,145	36.1	1.3	5.6	13.2	43.6	18.4	17.4	13.7	Cash and Equivalents	\$398,270	8.4%	\$95,381	2.0%
<i>Russell 3000</i>			<i>0.5</i>	<i>5.6</i>	<i>12.3</i>	<i>43.9</i>	<i>18.0</i>	<i>17.4</i>	<i>14.2</i>	Total	\$4,769,066	100.0%	\$4,769,066	100.0%
International Equity	1,143,157	24.0	3.8	6.4	9.3	38.1	9.3	--	--					
TIAA CREF Social Choice International Equity Fund	1,143,157	24.0	3.8	6.4	9.3	38.1	9.3	10.0	--					
<i>MSCI EAFE Gross</i>			<i>3.4</i>	<i>6.6</i>	<i>10.4</i>	<i>39.0</i>	<i>8.7</i>	<i>10.3</i>	<i>6.4</i>					
Domestic Fixed Income	1,505,494	31.6	0.3	1.2	-1.7	2.5	5.2	--	--					
TIAA CREF Social Bond Fund	1,505,494	31.6	0.3	1.2	-1.7	2.5	5.2	3.7	--					
<i>BBgBarc US Aggregate TR</i>			<i>0.3</i>	<i>1.1</i>	<i>-2.3</i>	<i>-0.4</i>	<i>5.1</i>	<i>3.2</i>	<i>3.3</i>					
Cash and Equivalents	398,270	8.4	0.0	0.0	0.0	0.0	0.2	--	--					
Schwab Cash	398,270	8.4	0.0	0.0	0.0	0.0	0.2	--	--					
<i>91 Day T-Bills</i>			<i>0.0</i>	<i>0.0</i>	<i>0.0</i>	<i>0.1</i>	<i>1.3</i>	<i>1.1</i>	<i>0.6</i>					



Policy Index: 34% Russell 3000, 26% MSCI EAFE, 38% BBgBarc US Aggregate, 2% 91 Day T-Bill. ESG Pool portfolio funded 9/29/2016. Fund performance has been backfilled and represents actual performance for periods shown. All data is preliminary.

COMMUNITY FOUNDATION FOR MONTEREY COUNTY
 DRIM INVESTMENT PORTFOLIO
 Activity for the Month of: May 2021

Market At Last Trade Date	Number of Shares	Code	Investment Account	Beginning Book	Beginning Market	Net Additions	Transfers	Interest & Dividends	Realized Gain(Loss)	Unrealized Gain(Loss)	Ending Book	Ending Market	Actual %
CASH ACCOUNTS:													
			Schwab - Cash	380,866	380,866	(30,000)	2,120	3	0	0	352,988	352,988	
			TOTAL CASH	380,866	380,866	(30,000)	2,120	3	0	0	352,988	352,988	13.4%
EQUITIES													
82.90	1,800.00	FIX	Comfort Systems USA	100,349	148,248	0	(207)	207	0	972	100,349	149,220	5.7%
89.69	3,000.00	FN	Fabrinet	149,560	256,860	0	0	0	0	12,210	149,560	269,070	10.2%
79.45	2,000.00	ROCK	Gibraltar Industries	100,099	183,720	0	0	0	0	(24,820)	100,099	158,900	6.0%
49.21	5,600.00	HASI	Hannon Armstrong	131,358	293,440	0	0	0	0	(17,864)	131,358	275,576	10.5%
210.48	750.00	HELE	Helen of Troy, LTD	103,793	158,408	0	0	0	0	(548)	103,793	157,860	6.0%
180.81	2,500.00	LGIH	LGI Homes, Inc.	103,437	414,450	0	0	0	0	37,575	103,437	452,025	17.2%
41.40	3,100.00	SHOO	Madden Steven, LTD	99,477	126,077	0	0	0	0	2,263	99,477	128,340	4.9%
91.33	1,900.00	NVEE	NV5 Global, Inc.	138,054	171,247	0	0	0	0	2,280	138,054	173,527	6.6%
74.50	2,000.00	WNS	WNS Holdings, LTD	96,064	144,860	0	0	0	0	4,140	96,064	149,000	5.7%
68.37	3,000.00	NEP	Nextera Energy Partners, LP	136,772	223,650	0	(1,913)	1,913	0	(18,540)	136,772	205,110	7.8%
178.38	900.00	GLD	SPDR Gold	131,387	149,094	0	0	0	0	11,448	131,387	160,542	6.1%
			TOTAL EQUITIES	1,290,350	2,270,054	0	(2,120)	2,120	0	9,117	1,290,350	2,279,170	
GRAND TOTALS													
				1,671,216	2,650,919	(30,000)	0	2,122	0	9,117	1,643,339	2,632,158	100.0%

DRIM Review 4/30/2021



Neumeier Poma Investment Counsel (market value \$2,631,033)

PERFORMANCE

	1 MO	YTD	1 YR	2 Yr	SINCE INCEPTION (6/26/18)
DRIM Provider	1.2%	10.4%	46.3%		13.4%
Policy Index (Russell 2000 Value)	2.0%	23.6%	79.0%		9.5%
Foundation	3.1%	7.1%	32.5%		--

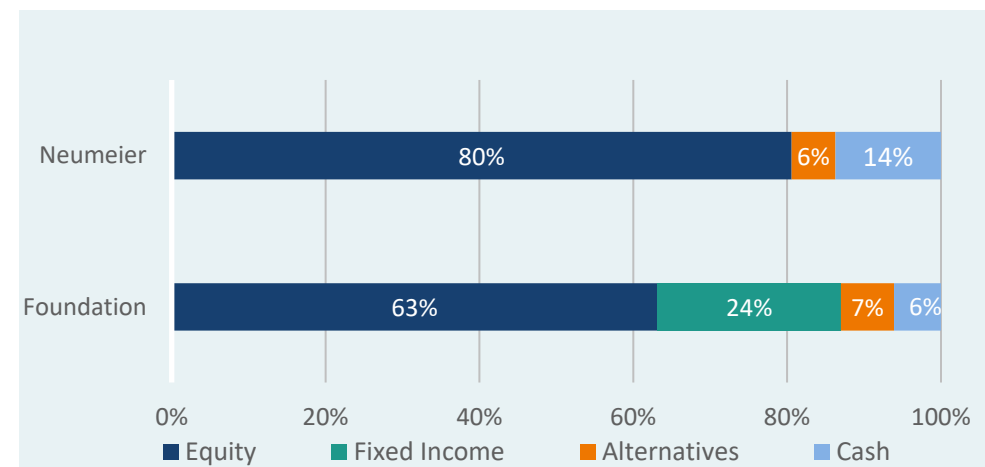
LARGEST HOLDINGS

	WEIGHT	% GAIN/LOSS
LGI Homes Inc	15.8%	300.7%
Money Market Fund	13.7%	--
Hannon Armstrong	11.2%	123.4%
Fabrinet	9.8%	71.7%
Nextera Energy	8.5%	63.5%
Gibraltar Industries	7.0%	83.5%

ASSET ALLOCATION VS. MIN/MAX RANGE

ASSET CLASS	CURRENT	MIN	MAX
Equities	80.6%	70%	90%
Fixed Income	0%	0%	0%
Alternatives	5.7%	0%	10%
Cash & Equivalents	13.7%	10%	30%

ASSET ALLOCATION VS. FOUNDATION



Donor fund inception date: 6/26/2018. Returns 1 year and longer are annualized.

Note: During a quarterly review, the investment committee will also generally have the DRIM providers report for expanded detail.

COMMUNITY FOUNDATION FOR MONTEREY COUNTY
GIFTS - May 2021

Donor	Date	Amount	Fund
Mr. John Eichhorn	5/1/2021	50	Youth in Wilderness Fund
Ms. Donna Hardina	5/2/2021	100	COVID-19 Relief Fund
Chicago Title Company	5/3/2021	5,116	Carmel Gives Fund
Ms. Janna L. Ottman	5/3/2021	100	The Fund for Homeless Women Non-Endowed Fund
Robinson Family Trust	5/3/2021	100	The Fund for Homeless Women Non-Endowed Fund
Mr. & Mrs. Alan W. and Marilyn McMasters	5/3/2021	100	The Fund for Homeless Women Non-Endowed Fund
Ms. Florence T. Speck	5/3/2021	150	The Fund for Homeless Women Non-Endowed Fund
Thomas Werbe Family Fund	5/5/2021	1,000	The Fund for Monterey County
Ms. Claudia A. Bartelt	5/5/2021	100	The Fund for Homeless Women Non-Endowed Fund
Ms. Claudia A. Bartelt	5/5/2021	100	The Fund for Homeless Women Non-Endowed Fund
Mr. Gary L. Girard	5/5/2021	100	The Fund for Homeless Women Non-Endowed Fund
Ms. Judith A. Tatelbaum	5/5/2021	500	The Fund for Homeless Women Non-Endowed Fund
Ms. Sheryl Steiner	5/5/2021	100	Operating Fund
Old Republic Title Company	5/6/2021	4,157	Carmel Gives Fund
Estate of Mrs. Robert Stanton	5/6/2021	188	The Fund for Monterey County
Estate of Mrs. Robert Stanton	5/6/2021	303	The Fund for Monterey County
Mr. & Mrs. James and Jeanne Olin	5/6/2021	10	The Fund for Homeless Women Non-Endowed Fund
Anonymous	5/6/2021	50	The Fund for Homeless Women Non-Endowed Fund
Ms. Mary E. Griffin	5/6/2021	75	The Fund for Homeless Women Non-Endowed Fund
Ms. Alda M. Morgan	5/6/2021	75	The Fund for Homeless Women Non-Endowed Fund
Mr. & Mrs. Earl Wayne and Linda Cruzan	5/6/2021	100	The Fund for Homeless Women Non-Endowed Fund
Ms. Marie E. Zenorini	5/6/2021	100	The Fund for Homeless Women Non-Endowed Fund
Ms. Alice Stoll	5/6/2021	150	The Fund for Homeless Women Non-Endowed Fund
Ms. Laura Lee Lienk	5/6/2021	200	The Fund for Homeless Women Non-Endowed Fund
Mr. & Mrs. Herschel and Shirley Loomis	5/6/2021	200	The Fund for Homeless Women Non-Endowed Fund
Ms. Beverly D. Holloway	5/6/2021	300	The Fund for Homeless Women Non-Endowed Fund
Mrs. Frances R. Gaver	5/6/2021	500	The Fund for Homeless Women Non-Endowed Fund
Ms. Mary S. Julien	5/6/2021	500	The Fund for Homeless Women Non-Endowed Fund
Mr. & Mrs. Lou and Carol Calcagno	5/6/2021	100	Operating Fund
Ms. Eby Wold	5/6/2021	35,500	Wold Family Foundation

COMMUNITY FOUNDATION FOR MONTEREY COUNTY
GIFTS - May 2021

Donor	Date	Amount	Fund
Mr. & Mrs. Richard And Cynthia Westbrook	5/7/2021	10	The Fund for Homeless Women Non-Endowed Fund
Mr. & Mrs. James and Deitra Steiner	5/7/2021	50	The Fund for Homeless Women Non-Endowed Fund
Mr. & Mrs. Alan W. and Marilyn McMasters	5/7/2021	100	The Fund for Homeless Women Non-Endowed Fund
Ms. Joan Bizzozero	5/7/2021	100	The Fund for Homeless Women Non-Endowed Fund
Ms. Linda Elliott-Mackie	5/7/2021	200	The Fund for Homeless Women Non-Endowed Fund
Mr. & Mrs. Donald and Noreen Nance	5/7/2021	250	The Fund for Homeless Women Non-Endowed Fund
Schwab Charitable - Mr. William Baerg	5/7/2021	1,000	Operating Fund
Groza Construction	5/7/2021	400	Maija, Eva and Cody West Family Fund
Anonymous	5/10/2021	550	Carmel Gives Fund
Chicago Title Company	5/10/2021	3,725	Carmel Gives Fund
Chicago Title Company	5/10/2021	4,966	Carmel Gives Fund
Elkhorn Slough Foundation	5/10/2021	5,000	Elkhorn Slough Foundation's Scholarship Fund
Ms. Marilyn Rover	5/10/2021	30	The Fund for Homeless Women Non-Endowed Fund
Mr. Douglas Dickson	5/10/2021	50	The Fund for Homeless Women Non-Endowed Fund
Ms. Anne Jones	5/10/2021	50	The Fund for Homeless Women Non-Endowed Fund
Dr. Cindy Lee	5/10/2021	100	The Fund for Homeless Women Non-Endowed Fund
Anonymous	5/10/2021	1,400	The Fund for Homeless Women Non-Endowed Fund
Silicon Valley CF - Ulrich Family Fund	5/10/2021	43,000	Victor and Lynda Johnson Fund
Ocean Mist Farms	5/10/2021	5,000	Northern Monterey County Foundation - Nonendowed
Dennis Allion	5/10/2021	500	Operating Fund
Big Sur Land Trust	5/10/2021	50,000	Park It! Stewardship Fund
Barry Adler and Betsy Buchalter Adler	5/11/2021	50,634	Buchalter/Adler Family Fund
Mr. Daniel P. Kreer, Jr.	5/11/2021	981	Casa Amesti Garden and House Fund
Chicago Title Company	5/11/2021	2,563	Carmel Gives Fund
Minori Oike and Cybelle Beaulieu	5/11/2021	100	COVID-19 Relief Fund
Ms. Patricia Hommes	5/11/2021	10	The Fund for Monterey County
Mr. & Mrs. G. and Bobbe Collins	5/11/2021	100	The Fund for Homeless Women Non-Endowed Fund
Ms. Bette Ann Ranagan-Fisher	5/11/2021	100	The Fund for Homeless Women Non-Endowed Fund
Mr. & Ms. Thomas and Judith Wills	5/11/2021	500	The Fund for Homeless Women Non-Endowed Fund

COMMUNITY FOUNDATION FOR MONTEREY COUNTY
GIFTS - May 2021

Donor	Date	Amount	Fund
Rolf Trautsch	5/11/2021	1,000	The Fund for Homeless Women Non-Endowed Fund
Mr. & Mrs. Joseph and Cheryl De Gier	5/11/2021	100	Operating Fund
CF for Southeast Michigan-W. Smith Legacy Fund	5/11/2021	50,000	Sunset Theater Endowment Fund
Ventana Wilderness Alliance	5/11/2021	1,000	Ventana Trails Forever Fund
Mr. & Mrs. Mads and Susan Bjerre	5/12/2021	29,369	Mads and Susan Bjerre Charitable Fund
Ms. Katherine Page	5/12/2021	2,400	Casa de Noche Buena Special Purpose Fund
Ms. Ronna Bradley	5/12/2021	50	The Fund for Monterey County
Mrs. Martha Myszak	5/12/2021	100	The Fund for Monterey County
Mr. and Mrs. Jack McAleer	5/12/2021	120	The Fund for Monterey County
Ms. Sharon Russell	5/12/2021	50	The Fund for Homeless Women Non-Endowed Fund
Mrs. Anne A. Helms	5/12/2021	100	The Fund for Homeless Women Non-Endowed Fund
Mr. & Mrs. Ronald and Eleanor Contreras	5/12/2021	100	The Fund for Homeless Women Non-Endowed Fund
Mr. & Mrs. Manuel and Susan Osorio	5/12/2021	83	Northern Monterey County Foundation - Nonendowed
YourCause-Blackbaud Giving Fund-Sylvester	5/12/2021	200	Operating Fund
Old Republic Title Company	5/12/2021	1,121	Sea Haven Fund
First American Title Company	5/13/2021	13,281	Carmel Gives Fund
Mr. Michael K. McMillan	5/13/2021	100	The Fund for Homeless Women Non-Endowed Fund
Soroptimist International of Salinas	5/13/2021	1,000	The Fund for Homeless Women Non-Endowed Fund
Chicago Title Company-4527	5/14/2021	3,379	Carmel Gives Fund
Chicago Title Company-4522	5/14/2021	4,011	Carmel Gives Fund
Chicago Title Company-4522	5/14/2021	4,011	Carmel Gives Fund
Mr. John Day	5/14/2021	10	The Fund for Homeless Women Non-Endowed Fund
Ms. Melissa Pickford	5/14/2021	100	The Fund for Homeless Women Non-Endowed Fund
Old Republic Title Company	5/14/2021	1,243	Sea Haven Fund
Old Republic Title Company	5/14/2021	1,742	Sea Haven Fund
Mr. & Mrs. Stephen and Barbara Brooks	5/17/2021	99,581	CRT Funds with CF as Trustee (Kaspick)
Chicago Title Company-4522	5/17/2021	2,582	Carmel Gives Fund
Center Stage Software	5/17/2021	150	Communities for Sustainable Monterey County
Ms. Kathleen E. Kenny	5/17/2021	10,000	Drezner Family Scholarship Fund

COMMUNITY FOUNDATION FOR MONTEREY COUNTY
GIFTS - May 2021

Donor	Date	Amount	Fund
Ms. Lonni Trykowski	5/17/2021	40	The Fund for Homeless Women Non-Endowed Fund
Ms. Barbara J. Baldock and Mr. Phillip N. Butler	5/17/2021	100	The Fund for Homeless Women Non-Endowed Fund
Seaside Center for Spiritual Living	5/17/2021	100	The Fund for Homeless Women Non-Endowed Fund
Mr. Benjamin Sloss	5/17/2021	100	Monterey County Fire Relief Fund
Mr. & Mrs. Earl Wayne and Linda Cruzan	5/17/2021	85	Monterey Public Library Fund
Anonymous	5/17/2021	2,000	Operating Fund
Greg Chagaris & Anthea Stratigos with Outsell, Inc.	5/18/2021	500	Casa de Noche Buena Special Purpose Fund
Carmel Valley Women's Club	5/18/2021	9,000	Carmel Valley Women's Club Foundation Scholarship Fund
Thomas A Werbe Family Fund	5/18/2021	1,000	The Fund for Monterey County
Annette and Jim Harris	5/18/2021	50	Richard Gourley Memorial Scholarship Fund
Mr. Kiah M. Gourley	5/18/2021	50	Richard Gourley Memorial Scholarship Fund
Mr. & Mrs. Harry and Sandy Singh	5/18/2021	75	Richard Gourley Memorial Scholarship Fund
Ms. Joanne Nissen	5/18/2021	100	Richard Gourley Memorial Scholarship Fund
Pioneer Property Management	5/18/2021	500	Richard Gourley Memorial Scholarship Fund
Ms. Joan R. Condon	5/18/2021	50	The Fund for Homeless Women Non-Endowed Fund
Mr. & Mrs. Albert and Roberta Gong	5/19/2021	100	Richard Gourley Memorial Scholarship Fund
Jones College Counseling	5/19/2021	250	Richard Gourley Memorial Scholarship Fund
Mr. & Mrs. Anthony J. and Rohana Loschiavo	5/19/2021	40	The Fund for Homeless Women Non-Endowed Fund
Ms. Sharon Stengel	5/19/2021	200	The Fund for Homeless Women Non-Endowed Fund
Old Republic Title Company	5/19/2021	1,033	Sea Haven Fund
Chicago Title Company-4522	5/20/2021	1,434	Carmel Gives Fund
Chicago Title Company-4522	5/20/2021	1,541	Carmel Gives Fund
Community Human Services	5/20/2021	400,000	Community Human Services Stewardship Fund
Public Health Institute	5/20/2021	60,000	COVID-19 - Public Health Institute
Ms. Sharon Stengel	5/20/2021	200	The Fund for Monterey County
Ms. Robin Venuti	5/20/2021	20	Girls' Health in Girls' Hands Scholarship Fund
Mr. John Benz	5/20/2021	16,758	The Fund for Homeless Women
Mr. & Mrs. Anthony and Deborah Vitullo	5/20/2021	100	Operating Fund
Old Republic Title Company	5/21/2021	3,506	Carmel Gives Fund

COMMUNITY FOUNDATION FOR MONTEREY COUNTY
GIFTS - May 2021

Donor	Date	Amount	Fund
Anonymous	5/21/2021	25	COVID-19 Relief Fund
Old Republic Title Company	5/24/2021	3,745	Carmel Gives Fund
Ms. Martha Mendez	5/24/2021	150	Richard Gourley Memorial Scholarship Fund
Anonymous	5/24/2021	100	The Fund for Homeless Women Non-Endowed Fund
Ms. Marla Sher	5/24/2021	100	The Fund for Homeless Women Non-Endowed Fund
Silicon Valley CF - Grant Lyddon Foundation	5/24/2021	500	Monterey County Fire Relief Fund
Rockefeller Philanthropy Advisors-James Irvine Fund	5/24/2021	225,000	Operating Fund
Wente Family Estates	5/25/2021	10,000	Bareuther Family Foundation
Carmel Gun Club	5/25/2021	300	Central Coast Veterans Cemetery Foundation Fund
First American Title Company	5/25/2021	3,188	Carmel Gives Fund
Ms. Brenda Webster	5/25/2021	400	The Fund for Homeless Women
Anonymous	5/25/2021	30	The Fund for Homeless Women Non-Endowed Fund
Mrs. Britta Ballerini	5/25/2021	100	The Fund for Homeless Women Non-Endowed Fund
Mr. & Mrs. Kris and Susan Toscano	5/25/2021	100	The Fund for Homeless Women Non-Endowed Fund
Mr. & Mrs. Patrick W. and Anita Flanigan	5/25/2021	1,000	The Fund for Homeless Women Non-Endowed Fund
Ms. Patricia Hughes	5/25/2021	9,724	Pass Thru Fund
Community Human Services	5/26/2021	400,000	Community Human Services Stewardship Fund
Old Republic Title Company	5/26/2021	1,807	Sea Haven Fund
Ms. Molly McRae	5/27/2021	100	Community Fund for Carmel Valley - Endowed
Chicago Title Company	5/27/2021	2,125	Carmel Gives Fund
Chicago Title Company	5/27/2021	2,125	Carmel Gives Fund
Mrs. Frances R. Gaver	5/27/2021	172,340	Gaver Family Fund
Mr. & Mrs. David and Sheila Allaire	5/27/2021	1,000	The Fund for Homeless Women Non-Endowed Fund
Fidelity Charitable - Stahl Family Charitable Fund	5/27/2021	1,000	Operating Fund
Mr. Joseph R. Pater	5/28/2021	250	Richard Gourley Memorial Scholarship Fund
Ms. Jo Ann A. Prieto	5/28/2021	100	The Fund for Homeless Women Non-Endowed Fund
Mr. Earl S. Cory	5/28/2021	50	Pacific Grove Public Library Foundation Fund
Old Republic Title Company	5/28/2021	990	Sea Haven Fund
Mr. & Mrs. Arno and Linda Hanel	5/30/2021	6,000	Church in the Forest Fund for the Future

COMMUNITY FOUNDATION FOR MONTEREY COUNTY
GIFTS - May 2021

Donor	Date	Amount	Fund
Southhampton Row Trust-Charities Aid Foundation	5/30/2021	5,799	The Fund for Monterey County
Mr. Johnny Apodaca	5/30/2021	50	The Fund for Homeless Women Non-Endowed Fund
	Total	<u>1,795,706</u>	
Interfund Gifts			
Community Foundation for Monterey County	5/7/2021	1,000	Siembra Latinos Fund - Nonendowed
Community Foundation for Monterey County	5/21/2021	500	Operating Fund
	Total	<u>1,500</u>	
	Total Gifts	<u><u>1,797,206</u></u>	

COMMUNITY FOUNDATION FOR MONTEREY COUNTY

GRANTS - APRIL 2021

Grantee	Program Name	Granted	Date	Fund
ACTION Council of Monterey County	Social media boosting -behalf of Building Healthy Communities	300	5/7/2021	COVID-19 Collaborative - Packard Funding
ACTION Council of Monterey County	Social media boosting -behalf of Mujeres en Accion	300	5/7/2021	COVID-19 Collaborative - Packard Funding
American Red Cross of the Central Coast	COVID rent relief	1,000	5/7/2021	Cormorant Fund
Arts Council for Monterey County	general operating support	1,000	5/7/2021	Ausonio Family Fund
Ave Maria Senior Living	Music Program	3,000	5/7/2021	Chris's Fund
Bob Hoover Academy	general operating support	25,000	5/7/2021	Fund for the Salinas Valley
Carmel Ideas Foundation	support for the 2021 Pebble Beach Authors and Ideas Festival	15,000	5/7/2021	The Landreth Family Fund
Carmel Ideas Foundation	support for the 2021 Pebble Beach Authors and Ideas Festival	2,500	5/7/2021	The Carmel Realty Foundation
Carmel Mission Basilica	Annual Ministry Appeal	2,000	5/7/2021	Richard and Cindy Zoller Silver Family Legacy Fund
Carmel Valley Manor	Northern California Retirement Homes Inc. operation	46,644	5/7/2021	Carmel Valley Manor Foundation Stewardship Fund
Carmel Valley Manor	Carmel Valley Manor Foundation operation fund	3,000	5/7/2021	Carmel Valley Manor Foundation Stewardship Fund
Catholic Charities Of The Diocese Of Monterey	rent relief during COVID	2,000	5/7/2021	Cormorant Fund
City of Gonzales	Social media boosting	300	5/7/2021	COVID-19 Collaborative - Packard Funding
Community Partnership for Youth	general operating support	1,000	5/7/2021	Richard and Cindy Zoller Silver Family Legacy Fund
Doctors Without Borders	international covid relief	3,000	5/7/2021	Cormorant Fund
Food Bank for Monterey County	for the Breast Cancer Patient Food Assistance Program	1,000	5/7/2021	Pass Thru Fund
Forest Theater Guild	in support of the Wizard of Oz screening	2,500	5/7/2021	Carmel Gives Fund
Gathering for Women-Monterey	general operating support	1,000	5/7/2021	Cormorant Fund
KQED, Inc.	KQED Science (\$2,000) and the KQED General Fund (\$2,000)	4,000	5/7/2021	Fuhs Family Foundation Fund
Michele Huntoon	award	575	5/7/2021	Dr. William D. Barr Scholarship Fund
Montage Health Foundation	COVID Clinics	7,500	5/7/2021	The Snorf Fund
Pacific Repertory Theatre	in support of the Wizard of Oz screening	2,500	5/7/2021	Carmel Gives Fund
Pajaro Valley Prevention and Student Assistance	Social media boosting	300	5/7/2021	COVID-19 Collaborative - Packard Funding
Palma School	Brother Dunne Endowed Scholarship Fund	5,000	5/7/2021	Ausonio Family Fund
Pickford Film Center	general operating support	1,000	5/7/2021	Ramsey Shirk Fund
Rancho Cielo	in support of the 2021 Veggie Box Program	10,000	5/7/2021	Carmel Gives Fund
Santa Clara University	funding for women's club sports program	1,000	5/7/2021	Cormorant Fund
Santa Clara University	general scholarships for Women's athletics, as needed	2,000	5/7/2021	Cormorant Fund
Springfield College	the Bugbee Family Pavilion	1,250	5/7/2021	Global Student Leadership Fund
St. Jude Children's Research Hospital	general operating support	1,000	5/7/2021	Cormorant Fund
Sun Street Centers	Pueblo del Mar Martin & Nancy Dodd Awards	8,400	5/7/2021	Martin and Nancy Dodd Fund
Sun Valley Writers' Conference	general operating support	6,000	5/7/2021	The Snorf Fund
Sunset Cultural Center	Theater Upgrade Project	10,000	5/7/2021	The Snorf Fund
The Leukemia and Lymphoma Society - Silicon Valley Mont	general operating support	1,000	5/7/2021	Wiegand Family Foundation
The Safina Center	general operating support	30,000	5/7/2021	Neumeier Taylor Foundation Fund
TMD Creative	social media boosting on behalf of the county	300	5/7/2021	COVID-19 Collaborative - Packard Funding
United Way Monterey County	Leadership for Community Transformation	10,000	5/7/2021	Center for Nonprofit Excellence #7
Village Project, Inc.	Social media boosting	300	5/7/2021	COVID-19 Collaborative - Packard Funding

COMMUNITY FOUNDATION FOR MONTEREY COUNTY
GRANTS - APRIL 2021

Grantee	Program Name	Granted	Date	Fund
Zandra Jo Galvan	award	575	5/7/2021	Dr. William D. Barr Scholarship Fund
Arts Council for Monterey County	general operating support	750	5/14/2021	Pass Thru Fund
Indiaspora	ChaloGive Campaign	2,500	5/14/2021	Buchalter/Adler Family Fund
ACTION Council of Monterey County	Building Healthy Communities CHW iPads	800	5/21/2021	COVID-19 - Public Health Institute
American Discovery Trail Society	general operating support	1,000	5/21/2021	The Fred Terman and Nan Borreson Fund
American Rivers, Inc.	general operating support	1,000	5/21/2021	Stephen V. Davies Family Fund
Art in Action	Visual arts education for Salinas Educ. District youth programs	15,000	5/21/2021	Kathleen and Austin Barrows Fund
AT&T Pebble Beach Junior Golf Association	2021 R. J Harper Memorial Scholarship Fund	5,000	5/21/2021	R. J. Harper Memorial Scholarship Fund
Belmont-Redwood Shores Public School Foundation	general operating support	1,000	5/21/2021	The Fred Terman and Nan Borreson Fund
Big Sur Land Trust	general operating support	300	5/21/2021	Stephen V. Davies Family Fund
Blind & Visually Impaired Center of Monterey County	unrestricted	3,000	5/21/2021	Marjorie McNeely Fund for the Blind or Illiterate
Camp Fire Inland Northwest	general operating support; Sustaining Member	2,000	5/21/2021	Lawrence and Carleton Mowell Fund
Carl Cherry Center for the Arts	High School Art and Poetry Program	10,000	5/21/2021	Wendy (Millard) Benjamin Fund
Carmel Foundation	Meals for seniors (2-yr grant)	20,000	5/21/2021	The Fund for Monterey County
Carmel Ideas Foundation	Student Literacy Program	1,250	5/21/2021	Marjorie McNeely Fund for the Blind or Illiterate
Carmel River Watershed Conservancy	Carmel River Watershed Health Report Card Development	7,500	5/21/2021	Fund for the Environment
Carmel Valley Rotary Club Foundation	Chipper Day For Robles del Rio, Carmel Valley	2,000	5/21/2021	Monterey County Fire Relief Fund
Chartwell School	Financial Aid	4,000	5/21/2021	Marjorie McNeely Fund for the Blind or Illiterate
Community Bridges /Puentes de la Comunidad	Free drop-in assistance for Monterey County residents	15,000	5/21/2021	Stephen and Madeleine Conran Fund
Coro Northern California	annual gift	5,000	5/21/2021	The Peter and Jackie Henning Fund
Crazy Horse Memorial Foundation	general operating support	500	5/21/2021	Stephen V. Davies Family Fund
Defenders of Wildlife	general operating support	1,000	5/21/2021	Stephen V. Davies Family Fund
Dentistry 4 Vets	X-ray machine to provide dental services for veterans	15,000	5/21/2021	Ken and Gundy DuVall Fund
Ecology Action of Santa Cruz	Electric Vehicle Education for Monterey County through STEM	10,000	5/21/2021	The Fund for Monterey County
Elkhorn Slough Foundation	general operating support	1,000	5/21/2021	The Fred Terman and Nan Borreson Fund
ensemblenewSRQ	general operating support	500	5/21/2021	Marta L. Bennett Fund
Environmental Defense Fund	general operating support	1,000	5/21/2021	Stephen V. Davies Family Fund
Everyone's Harvest - Cosecha Para Todos	Fresh Rx and Market Match in Alisal	15,000	5/21/2021	Cislini Fund #2 - 15% Discretionary
First Night Monterey	Greenfield Cultural Arts Summer Arts Camp	8,000	5/21/2021	Patricia J. Boles Fund
Friends of the River Foundation	general operating support	300	5/21/2021	Stephen V. Davies Family Fund
Genesis Farm, Inc.	general operating support	300	5/21/2021	Stephen V. Davies Family Fund
GLAAD	the recognition of expanding LGBT rights	2,000	5/21/2021	Fuhs Family Foundation Fund
Greenpeace Fund	general operating support	1,000	5/21/2021	Stephen V. Davies Family Fund
Hijos Del Sol Arts Productions	Hijos del Sol Arts Productions at Migrant Education Program	10,000	5/21/2021	Patricia J. Boles Fund
Hope, Horses and Kids	Equine Assisted Wellness & Learning Program	15,000	5/21/2021	Cyrus F. Fitton Fund
Hospice Giving Foundation	End-of-Life Education, Preparedness, and Access	15,000	5/21/2021	Ken and Gundy DuVall Fund
Interim, Inc.	general operating support	1,000	5/21/2021	James W. Sullivan and Catherine Brennan Family Fund
International Campaign for Tibet	general operating support	300	5/21/2021	Stephen V. Davies Family Fund

COMMUNITY FOUNDATION FOR MONTEREY COUNTY
GRANTS - APRIL 2021

Grantee	Program Name	Granted	Date	Fund
KAZU-FM Radio 90.3	general operating support	1,000	5/21/2021	Anthony and Lary Lynn Muller Fund
KAZU-FM Radio 90.3	general operating support	300	5/21/2021	Stephen V. Davies Family Fund
Kern Dance Alliance	general operating support	500	5/21/2021	Rick and Tonya Antle Fund
KIDPOWER	Operating support for efforts in Monterey County	12,000	5/21/2021	Lauralie and J. Irvine Fund
Kinship Center, A Member of Seneca Family of Agencies	COVID-19 operating support	15,000	5/21/2021	COVID-19 Relief Fund
Meals on Wheels of the Monterey Peninsula	general operating support	300	5/21/2021	Stephen V. Davies Family Fund
Meals on Wheels of the Monterey Peninsula	general operating support	1,000	5/21/2021	Fuhs Family Foundation Fund
Mobile Pathways	Democratizing Immigration Law Via Texting	15,000	5/21/2021	Stephen and Madeleine Conran Fund
Mono Lake Committee	general operating support	500	5/21/2021	Stephen V. Davies Family Fund
Monterey Bay Economic Partnership	Student Ambassador Internship program	5,000	5/21/2021	Ken and Gundy DuVall Fund
Monterey Bay Fisheries Trust	Economic viability of current & next-gen commercial fishermen	14,843	5/21/2021	Ken and Gundy DuVall Fund
Monterey Bay Power Over Parkinson's	general operating support	5,000	5/21/2021	Richard and Cindy Zoller Silver Family Legacy Fund
Monterey County Youth Museum	MY Firehouse...your Firehouse	5,000	5/21/2021	Monterey Firemen's Charitable Association Fund
Monterey County Youth Museum	Reimagining MY Museum for 2021-22	10,000	5/21/2021	Lauralie and J. Irvine Fund
Mountain Lion Foundation	general operating support	300	5/21/2021	Stephen V. Davies Family Fund
Music for Minors	general operating support	500	5/21/2021	The Fred Terman and Nan Borreson Fund
Music for Minors II	general operating support	500	5/21/2021	The Fred Terman and Nan Borreson Fund
National Coast Guard Museum Association, Inc.	to help build the museum	2,000	5/21/2021	The Fred Terman and Nan Borreson Fund
National Geographic Society	general operating support	300	5/21/2021	Stephen V. Davies Family Fund
Natural Resources Defense Council	general operating support	1,000	5/21/2021	Stephen V. Davies Family Fund
Northcoast Regional Land Trust	general operating support	500	5/21/2021	Stephen V. Davies Family Fund
Ovarian Cancer Research Alliance	Ovarian Cancer Research	3,000	5/21/2021	The James M. Shade Memorial Fund
Pajaro Valley Community Health Trust	Veggie Rx Program for North Monterey County	7,500	5/21/2021	Ben and Mary Ann Whitten Fund
Pajaro Valley Prevention and Student Assistance	Vaccination Incentive Pilot	10,000	5/21/2021	COVID-19 Collaborative - Packard Funding
Palenke Arts	Operating support	15,000	5/21/2021	Wendy (Millard) Benjamin Fund
Palma School	Champions Challenge capital campaign	100,000	5/21/2021	Mission Ranches Fund
Palma School	Champions Challenge capital campaign	75,000	5/21/2021	John and Annette Romans Family Fund
Parents Helping Parents Inc.	Parent trainings in Spanish for families in Monterey County	10,000	5/21/2021	Renita K. Seibel Fund
Pomona College	general operating support	500	5/21/2021	Stephen V. Davies Family Fund
Positive Discipline Community Resources	Operating support: Strengthening Families in Monterey County	15,000	5/21/2021	John R. Marron Fund
Rails-To-Trails Conservancy	general operating support	1,000	5/21/2021	The Fred Terman and Nan Borreson Fund
Raising A Reader	Literacy Only	500	5/21/2021	Marjorie McNeely Fund for the Blind or Illiterate
Read to Me Project	Literacy Only	1,000	5/21/2021	Marjorie McNeely Fund for the Blind or Illiterate
S.T.A.R. Foundation of Monterey County	general operating support	50,000	5/21/2021	S.T.A.R. Foundation of Monterey County Fund
Salinas Area Reading Is Fundamental (R.I.F.)	Literacy Only	500	5/21/2021	Marjorie McNeely Fund for the Blind or Illiterate
San Mateo County Parks and Recreation Foundation	general operating support	2,000	5/21/2021	The Fred Terman and Nan Borreson Fund
Santa Cruz Community Ventures	financial capability resilience for Monterey County families	15,000	5/21/2021	Stephen and Madeleine Conran Fund
Santa Cruz Museum of Natural History	welcome back campaign for Santa Cruz museums.	7,500	5/21/2021	The David and Lucile Packard Foundation Fund

COMMUNITY FOUNDATION FOR MONTEREY COUNTY

GRANTS - APRIL 2021

Grantee	Program Name	Granted	Date	Fund
Save Our Shores	Carmel beach cleanups	15,000	5/21/2021	Terry Layne Fund for Beach Protection
Schumacher Center for a New Economics	general operating support	300	5/21/2021	Stephen V. Davies Family Fund
Sketch Basin, Inc.	general operating support	500	5/21/2021	Marta L. Bennett Fund
Southern Utah Wilderness Alliance	general operating support	1,000	5/21/2021	Stephen V. Davies Family Fund
Special Kids Connect	REACH Academy ~ Programs for children with special needs	15,000	5/21/2021	Stephen and Madeleine Conran Fund
Surfrider Foundation	general operating support	300	5/21/2021	Stephen V. Davies Family Fund
The Ocean Conservancy	general operating support	1,000	5/21/2021	Stephen V. Davies Family Fund
The Project on Government Oversight, Inc.	general operating support	300	5/21/2021	Stephen V. Davies Family Fund
The Wahine Project	Introduction to Ocean for BIPOC	12,000	5/21/2021	Stephen and Madeleine Conran Fund
The Waterfront Museum	general operating support	1,000	5/21/2021	Donald McEnry Davis Charitable Fund
United States Healthful Food Council, Inc.	Eat REAL Program in North Monterey County Schools	14,963	5/21/2021	Fund for the 21st Century
United Way Monterey County	the Rental Assistance Program, specifically for tenants	2,000	5/21/2021	James W. Sullivan and Catherine Brennan Family Fund
University Corporation at Monterey Bay	general operating support	200,000	5/21/2021	Bright Futures Fund
Valley Health Associates	Mobile Health Clinic for Opioid Use Disorder Treatment	15,000	5/21/2021	Lauralie and J. Irvine Fund
Western Flyer Foundation	Science Illustration Mentorship Program	12,000	5/21/2021	Kathleen and Austin Barrows Fund
World Wildlife Fund	general operating support	1,000	5/21/2021	Stephen V. Davies Family Fund
Greater Los Angeles Zoo Association	Susan Fuhs/Walk for the Wild fundraiser	433	5/28/2021	Fuhs Family Foundation Fund
Vancouver Symphony Orchestra	Concert Support	5,000	5/28/2021	Martin R. Wolf Family Fund
Total Grants		1,108,083		
Interfund Grants				
Community Foundation for Monterey County	TGFF TO SIEM	1,000	5/7/2021	Trinidad and Lupe Gomez Family Fund
Community Foundation for Monterey County	DAVIE TO OPER	500	5/21/2021	Stephen V. Davies Family Fund
Total Interfund Grants		1,500		
Total Grants		1,109,583		