



Here for Good

Community Foundation
for Monterey County

FINANCIAL STATEMENT

For the Four Months Ended April 30, 2021

COMMUNITY FOUNDATION FOR MONTEREY COUNTY
FINANCIAL REPORTS
For the Four Months Ended April 30, 2021

TABLE OF CONTENTS

Section I – Financial Reports	Page(s)
Notes to Financial Statements	1 - 2
Statement of Financial Position	3 - 4
Statement of Activities	5 - 6
Section II – Combined Operating Fund	
Comparisons of Actual to Budget - Operating Fund	7
Operating Cash on Hand	8
Section III – Fund Reports	
Investment Holdings - Long Term Fund Portfolio	9
Investment Performance Report - Long Term Fund Portfolio	10 - 11
Investment Holdings - Medium Term Fund Portfolio	12
Investment Performance Report - Medium Term Fund Portfolio	13
Investment Holdings - ESG Fund Portfolio	14
Investment Performance Report - ESG Fund Portfolio	15
Investment Holdings - DRIM Portfolio	16
Investment Performance Report - DRIM Portfolio	17
Gifts Received – Current Month	18 - 21
Grants Approved – Current Month	22 - 24

COMMUNITY FOUNDATION FOR MONTEREY COUNTY
NOTES TO THE FINANCIAL STATEMENTS
For the Four Months Ended April 30, 2021

Assets

Total Assets through 4/30/2021 are \$361,222,799 a 31.74% increase since April 2020 and a 3.69% increase since December 2020. (p. 3)

Charitable Remainder Trusts (CRT) and Charitable Gift Annuities (CGA)

The CRT and CGA funds have been adjusted to reflect the activity and balances per Kaspick & Company and the third-party account balances as of December 31, 2021. (p. 5)

Realized and Unrealized Gains and Losses on Investments

Net year-to-date realized gains were \$1,154, and unrealized gains were \$18,997,632, for a total gain of \$18,998,786. (p. 6)

Operating Fund

Total revenue was \$592,876 more than the budget, and total expenses were \$9,635 less than the budget. Unrealized gains were \$9,527 on the operating reserve held in the Medium-Term Fund portfolio. The actual net operating surplus is \$319,480 compared to a budgeted deficit of \$349,538. (p. 7)

Note: The Expendable Operating Cash-on-Hand is at 10.2 months, excluding the operating reserve of \$500,000, the building reserve of \$150,000, and includes the PPP Loan, which was fully forgiven March 31, 2021. (p. 8)

Portfolio Performance

The market value of the Long-Term Fund portfolio at 4/30/2021 was \$300,951,116. The one-year Total Return for the Long-Term Endowment Portfolio was 32.5% compared to the Policy Index of 28.3%. (p. 9-11)

The market value of the Medium-Term Fund portfolio at 4/30/2021 was \$9,054,830. The one-year Total Return for the Medium-Term Endowment Portfolio was 18.2% compared to the Policy Index of 15.0%. (p. 12-13)

The market value of the ESG Fund portfolio at 3/31/2021 was \$4,679,663. The one-year Total Return for the ESG Portfolio was 25.4% compared to the Policy Index of 26.0%. (p. 14-15)

The market value of the DRIM Fund portfolio at 3/31/2021 was \$2,650,919. The one-year Total Return for the DRIM Portfolio was 58.4% compared to the Policy Index of 97.1%. Due to the timing of the DRIM reports, there is a one-month lag in the performance reporting. (p. 16-17)

Special Program Funds

Special Program Funds include: Center for Nonprofit Excellence funded by the David and Lucile Packard Foundation; the College Futures Foundation program, funded by the College Futures Foundation; the Salinas Leadership project, funded by the James Irvine Foundation; and the Monterey County Gives annual campaign.

Total Special Program revenue was \$1,700,546 and total expenses were \$8,005,076, which includes \$7,702,746 in grants from the 2020 Monterey County Gives campaign. (p. 5-6)

**COMMUNITY FOUNDATION FOR MONTEREY COUNTY
NOTES TO THE FINANCIAL STATEMENTS
For the Four Months Ended April 30, 2021**

Gifts, Pledges, Bequests, Future Funds Greater than \$25,000, and Grants

Total new contributions for the month were \$2,401,753, including: (p. 18-21)

Donor	Date	Amount	Fund
Chamber Music Monterey Bay	4/1/2021	70,712	Chamber Music Monterey Bay Fund
Mr. & Mrs. John and Annette Romans	4/5/2021	200,000	John and Annette Romans Family Fund
Hayward Family Foundation	4/6/2021	100,000	COVID-19 Relief Fund
The David and Lucile Packard Foundation	4/9/2021	1,320,000	COVID-19 Collaborative - Packard Funding
Lackey Saunders Sprinkling Trust	4/26/2021	169,753	DeWitt Fund
Ms. Eby Wold	4/29/2021	64,714	Wold Family Foundation
Mr. Frederick W. Terman and Ms. Nan Borreson	4/30/2021	252,072	The Fred Terman and Nan Borreson Fund

Contribution/Bequest Receivables

We recorded payment on a receivable in the amount of \$13,384 from the Ventura Community Foundation in the amount of \$13,384 for the Census 2020 Fund. (p. 21)

Grants to agencies for the month totaling \$1,346,708 were approved and recorded. (p. 22-24)

COMMUNITY FOUNDATION FOR MONTEREY COUNTY
STATEMENT OF FINANCIAL POSITION
CONSOLIDATED - ALL FUNDS
For the Four Months Ended April 30, 2021 and April 30, 2020

	<u>COMBINED OPERATING</u>	<u>SPECIAL PROGRAMS</u>	<u>ENDOWMENT</u>	<u>NON ENDOWED</u>	<u>BEQUEST, CRT RECEIVABLES</u>	<u>TOTAL April 30, 2021</u>	<u>TOTAL April 30, 2020</u>
ASSETS							
Cash:							
Cash & Cash Equivalents	3,064,193	2,056,412	0	6,009,807	0	11,130,411	7,649,813
Investments - Long Term Fund Portfolio	0	0	203,319,264	97,631,851	0	300,951,116	219,647,220
Investments - Medium Term Fund Portfolio	711,508	0	0	8,343,322	0	9,054,830	7,699,459
Investments - ESG Fund Portfolio	0	0	3,589,135	1,090,528	0	4,679,663	3,565,963
Separately Invested - DRIM Portfolio	0	0	0	2,650,919	0	2,650,919	2,149,276
Separately Invested - Pony Trust	0	327,983	0	0	0	327,983	317,411
Total Cash & Investments	3,775,701	2,384,395	206,908,399	115,726,427	0	328,794,921	241,029,142
Accounts Receivable:							
Pledges & Contributions Receivable	0	0	4,000	12,750	0	16,750	893,519
Bequests & Remainder Interest	0	0	0	0	0	0	0
Due from OPER	0	0	1,099,145	0	0	1,099,145	1,168,821
Investment in an LLC	0	0	1,837,500	0	0	1,837,500	0
Charitable Remainder Trusts	0	0	0	0	23,234,784	23,234,784	25,414,791
Charitable Gift Annuities	0	0	0	0	4,380,833	4,380,833	4,130,967
Total Accounts Receivable	0	0	2,940,645	12,750	27,615,617	30,569,012	31,608,098
Other Assets:							
Prepaid Expenses	7,344	0	0	0	0	7,344	47,093
Property-Net of Depreciation	1,851,522	0	0	0	0	1,851,522	1,863,384
Total Other Assets	1,858,866	0	0	0	0	1,858,866	1,910,477
TOTAL ASSETS	5,634,567	2,384,395	209,849,044	115,739,177	27,615,617	361,222,799	274,547,717

COMMUNITY FOUNDATION FOR MONTEREY COUNTY
STATEMENT OF FINANCIAL POSITION
CONSOLIDATED - ALL FUNDS
For the Four Months Ended April 30, 2021 and April 30, 2020

	<u>COMBINED OPERATING</u>	<u>SPECIAL PROGRAMS</u>	<u>ENDOWMENT</u>	<u>NON ENDOWED</u>	<u>BEQUEST, CRT RECEIVABLES</u>	<u>TOTAL April 30, 2021</u>	<u>TOTAL April 30, 2020</u>
LIABILITIES & NET ASSETS							
Liabilities:							
Grants Payable	0	260,838	532,999	639,750	0	1,433,587	621,300
Contingent Liabilities	0	0	0	0	16,217,046	16,217,046	18,044,438
Funds held as Agency Endowments	0	0	7,298,606	0	0	7,298,606	6,520,944
Funds held as Stewardship Funds	0	0	0	48,980,877	0	48,980,877	31,099,027
Payroll, Misc. and Accts Payable	1,230,896	6,293	0	0	0	1,237,189	1,710,516
Total Liabilities	1,230,896	267,131	7,831,605	49,620,627	16,217,046	75,167,305	57,996,225
Net Assets:							
Net Assets-Beginning Balance	4,093,691	8,564,097	187,812,660	59,130,323	12,358,644	271,959,415	230,383,848
Change in Net Assets -							
Current Year	309,980	(6,446,833)	14,204,779	6,988,226	(960,073)	14,096,080	(13,832,356)
Total Net Assets	4,403,671	2,117,265	202,017,439	66,118,550	11,398,571	286,055,495	216,551,493
TOTAL LIABILITIES & NET ASSETS	5,634,567	2,384,395	209,849,044	115,739,177	27,615,617	361,222,799	274,547,717

COMMUNITY FOUNDATION FOR MONTEREY COUNTY
STATEMENT OF ACTIVITIES
CONSOLIDATED - ALL FUNDS
For the Four Months Ended April 30, 2021 and April 30, 2020

	<u>COMBINED OPERATING</u>	<u>SPECIAL PROGRAMS</u>	<u>ENDOWMENT</u>	<u>NON ENDOWED</u>	<u>BEQUEST, CRT RECEIVABLES</u>	<u>TOTAL April 30, 2021</u>	<u>TOTAL April 30, 2020</u>
SUPPORT AND REVENUE:							
Contributions	479,155	1,687,718	1,144,331	8,087,052	0	11,398,256	17,512,737
Interfund Gifts	47,551	10,000	14,027	252,903	0	324,481	1,423,522
Pledge Payments Received	0	0	0	13,384	0	13,384	454,526
Future Contributions-A/R-Pledge-CRT-CGA	0	0	0	0	15,618	15,618	0
Contributions Received via Bequest	60,053	0	2,433,015	0	0	2,493,068	4,395,321
Change in Value, Split Interest Trusts, Future Assets	0	0	0	0	1,532,685	1,532,685	3,320,080
Gain/Loss on Sale of Property	0	0	0	0	0	0	2,164
Income from Related Party (LLC)	0	0	0	0	0	0	0
Interest & Dividend Income	5,993	2,828	1,154,178	590,056	0	1,753,055	1,435,091
Administrative Fees	936,218	0	0	0	0	936,218	809,684
Fees from Special Projects	33,500	0	0	0	0	33,500	6,664
Workshop and Contract Service Income	576	0	0	0	0	576	23,073
Misc Income/Returned Grants	733	0	0	0	0	733	27,543
Total Support and Revenue	1,563,779	1,700,546	4,745,552	8,943,396	1,548,303	18,501,575	29,410,404
EXPENSES:							
Operating Expenses and Distributions:							
Salaries & Benefits	864,327	11,994	0	0	0	876,321	825,881
Administrative Costs	322,087	119,495	0	1,873	0	443,455	336,209
Occupancy Costs	50,699	0	0	0	0	50,699	65,010
Development Expenses	25,586	10,916	0	0	0	36,501	80,798
Board & Committee Expenses	507	0	0	0	0	507	869
Total Operating Expenses	1,263,206	142,405	0	1,873	0	1,407,484	1,308,766

COMMUNITY FOUNDATION FOR MONTEREY COUNTY
STATEMENT OF ACTIVITIES
CONSOLIDATED - ALL FUNDS
For the Four Months Ended April 30, 2021 and April 30, 2020

	<u>COMBINED OPERATING</u>	<u>SPECIAL PROGRAMS</u>	<u>ENDOWMENT</u>	<u>NON ENDOWED</u>	<u>BEQUEST, CRT RECEIVABLES</u>	<u>TOTAL April 30, 2021</u>	<u>TOTAL April 30, 2020</u>
Grants and Grant Related Expenses:							
Grants	0	7,921,581	2,180,308	7,971,917	0	18,073,806	11,054,574
Interfund Grants	0	40,930	201,551	82,000	0	324,481	1,423,522
Pledge Payments Paid	0	0	0	0	13,384	13,384	719,141
Bequests Payments/Transfers	0	0	0	0	2,482,668	2,482,668	4,125,276
Other Expenses	0	11,581	0	19,455	0	31,036	67,925
Other Payments/Transfers	0	0	100,886	(100,886)	0	0	0
Grant Related Expenses	0	0	0	0	0	0	0
Administrative Fees	0	30,984	623,237	299,674	12,323	966,218	809,684
Fees to Managers	120	0	70,323	34,761	0	105,204	118,244
Total Grants and Grant Related Expenses	120	8,005,076	3,176,305	8,306,921	2,508,376	21,996,798	18,318,365
 Total Expenses and Grants	 1,263,326	 8,147,481	 3,176,305	 8,308,794	 2,508,376	 23,404,281	 19,627,132
 Excess of Revenues (Expenses)							
Before Gains on Investments & Transfers	300,453	(6,446,935)	1,569,247	634,601	(960,073)	(4,902,706)	9,783,273
 GAINS(LOSS) ON INVESTMENTS:							
Realized-Gain (Loss)	0	0	0	1,154	0	1,154	(23,592)
Unrealized-Gain(Loss)	9,527	102	12,635,532	6,352,471	0	18,997,632	(23,592,036)
Total Gain/(Loss) on Investments	9,527	102	12,635,532	6,353,625	0	18,998,786	(23,615,628)
 Change in Net Assets	 309,980	 (6,446,833)	 14,204,779	 6,988,226	 (960,073)	 14,096,080	 (13,832,356)
 Net Assets Beginning of Year	 4,093,691	 8,564,097	 187,812,660	 59,130,323	 12,358,644	 271,959,415	 230,383,848
 Net Assets, End of Period	 4,403,671	 2,117,265	 202,017,439	 66,118,550	 11,398,571	 286,055,495	 216,551,493

COMMUNITY FOUNDATION FOR MONTEREY COUNTY
Combined Operating Fund Budget vs. Actual

For the Four Months Ended April 30, 2021 and April 30, 2020

	Year-To-Date			YTD Actual 4/30/2020
	Actual	Budget	Variance	
REVENUE				
Contributions - Foundations	56,558	0	56,558	42,173
Contributions - Indiv/Corp	422,597	14,000	408,597	9,100
Contributions - Interfund	47,551	39,879	7,672	39,564
Bequests Received	60,053	51,800	8,253	93,228
Admin Fees	936,218	869,130	67,088	809,684
Special Project Fees	43,000	2,664	40,336	6,664
Workshops/Contracts	576	1,266	(690)	23,073
Miscellaneous Income	733	0	733	27,543
Interest and Dividends	5,993	1,664	4,329	19,295
Total Revenue	1,573,279	980,403	592,876	1,070,324
EXPENSE				
Personnel				
Salaries and Wages	664,913	716,850	(51,937)	644,306
Payroll Taxes	52,138	52,573	(435)	50,884
Insurance and Other Benefits	147,276	149,991	(2,715)	130,691
Sub-total	864,327	919,414	(55,087)	825,881
Administrative				
Supplies	4,795	6,000	(1,205)	8,402
Equip / Computer Maintenance	62,539	64,664	(2,125)	61,145
Bank Charges	5,551	5,000	551	6,508
Printing	11,529	4,000	7,529	6,640
Postage / Freight	17,141	13,000	4,141	9,346
Dues/Subscriptions	34,099	37,793	(3,694)	22,191
Services (legal, acct, consult)	139,635	128,908	10,727	98,465
D&O Insurance	0	0	0	2,783
Telecommunications	15,020	15,272	(252)	5,846
Conferences & Training	1,700	8,017	(6,317)	5,350
Miscellaneous	3,514	0	3,514	1,624
Depreciation	26,564	26,564	0	26,708
Sub-total	322,087	309,218	12,869	255,009
Facilities				
Property / Liability Insurance	7,917	8,000	(83)	8,038
Maintenance / Repairs	2,759	7,332	(4,573)	6,383
Janitorial & Landscaping	6,283	7,400	(1,117)	6,982
Rent	6,317	18,328	(12,011)	16,720
Mortgage, Interest & Property Taxes	14,858	14,858	0	15,770
Utilities	12,565	9,664	2,901	11,117
Sub-total	50,699	65,582	(14,883)	65,010
Development, Program & Staff				
Donor Development	10,203	26,050	(15,847)	23,555
Advertising & Promotion	12,159	4,004	8,155	22,312
Mileage, Meals & Meetings	55	1,573	(1,518)	837
Workshops	1,200	1,425	(225)	11,476
Annual Meetings	0	0	0	1,080
75th Anniversary Expenses	0	0	0	3,567
Annual Report	0	0	0	4,361
Staff Recognition Expenses	1,968	875	1,093	1,898
Board & Committee Expenses	507	1,800	(1,293)	869
Sub-total	26,092	35,727	(9,635)	69,953
Total Expenses	1,263,206	1,329,941	(66,735)	1,215,853
Net Income / (Loss) Before Investment Returns	310,073	(349,538)	659,611	(145,529)
Realized Gains/(Losses)	9,527	0	9,527	(19,766)
Unrealized Gains/(Losses)	0	0	0	0
Investment Management Fee	120	0	120	111
Net Income / (Loss) Including Investment Returns	319,480	(349,538)	669,018	(165,405)

COMMUNITY FOUNDATION FOR MONTEREY COUNTY
Operating Cash on Hand and Reserves - April 2021
With Projections through July 2021

Operating Cash on Hand:

Cash & Cash Equivalents	3,775,701
Less: Liabilities, excluding future period loan payments	181,322
Total Cash Available	3,594,379

Add: Accounts Receivable	
Prepaid Expenses	7,344
Total Accounts Receivable and Prepaid Expenses	7,344

Total Cash Expendable **3,601,723**

Restrictions on cash available

Less: Building Reserve	(150,000)
Less: Donor Restricted Operating Reserve	(500,000)
Total Restricted Cash	(650,000)

Unrestricted cash available **2,951,723**

<i>Estimated revenue-Next Quarter</i>	972,451
<i>Estimated spending-Next Quarter</i>	(869,277)

Estimated unrestricted cash remaining **3,054,897**

BUDGET

Notes:	<u>2021</u>
Annual Expenses excluding depreciation	3,500,360
Capital Expenses-Depreciation	80,130
Total Cash needs	3,580,490

(1) One month reserve	298,374
(2) Six-month reserve	1,790,245
(3) Number of months of expendable cash on hand	10.2

COMMUNITY FOUNDATION FOR MONTEREY COUNTY
LONG TERM INVESTMENT PORTFOLIO
Activity for the Month of: April 2021

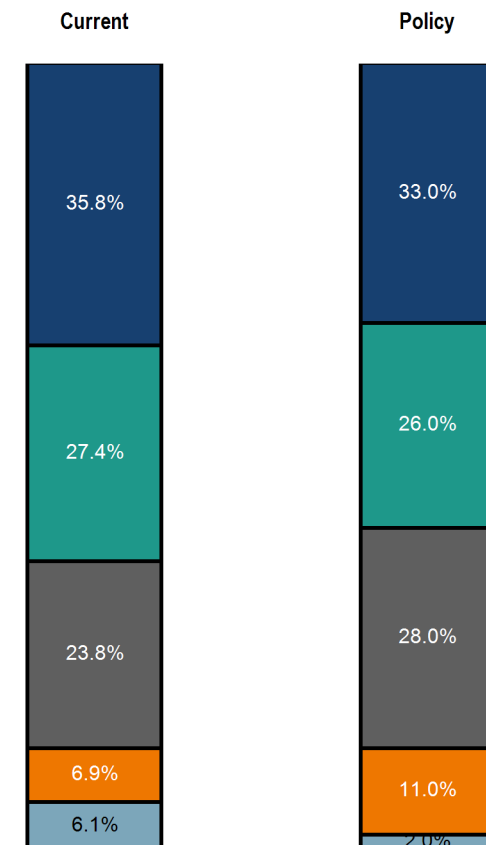
Market At Last Trade Date	Number of Shares	Code	Investment Account	Beginning Book	Beginning Market	Net Additions	Transfers	Interest & Dividends	Realized Gain(Loss)	Unrealized Gain(Loss)	Ending Book	Ending Market	Actual %	Board Policy
CASH ACCOUNTS:														
1.00	0.00	MS	Rabobank Endowment	49,550	49,550	84,813	0	0	0	0	136,446	136,446		
1.00	0	SWUXX	Schwab-MM/SWVXX	1,630,082	1,630,082	(348,614)	0	20	0	(319)	1,281,169	1,281,169		
1.00	0	SWUXX	Schwab Treasury-Cash	9,120,943	9,120,943	240,465	79,027	56	0	0	9,440,491	9,440,491		
			TOTAL CASH	10,800,575	10,800,575	(23,337)	79,027	76	0	(319)	10,858,106	10,858,106	3.6%	4.4%
BOND ACCOUNTS:														
14.26	1,620,410.25	DODIX	Dodge & Cox Income	22,222,151	22,880,193	0	0	0	0	226,857	22,222,151	23,107,050	7.7%	8.9%
11.96	2,512,138.83	JCBUX	JP Morgan Core Bond	29,814,172	29,869,331	0	(64,964)	64,964	0	175,850	29,814,172	30,045,180	10.0%	12.0%
28.25	365,138.67	VAIPX	Vanguard Inflation	10,094,912	10,176,415	0	0	0	0	138,753	10,094,912	10,315,167	3.4%	4.0%
10.97	905,625.84	VFSUX	Vanguard Short Term	9,695,177	9,898,490	0	(14,063)	14,063	0	36,225	9,695,177	9,934,715	3.3%	6.3%
			TOTAL BONDS	71,826,413	72,824,429	0	(79,027)	79,027	0	577,685	71,826,413	73,402,113	24.4%	31.2%
			TOTAL FIXED INC.	82,626,988	83,625,003	(23,337)	0	79,104	0	577,366	82,684,519	84,260,219	28.0%	35.6%
ALTERNATIVE INVESTMENTS:														
1,463.27	6,431.43	ASB	ASB Capital Management, LLC	8,600,000	9,292,204	(105,521)	0	80,603	0	143,472	8,600,000	9,410,758	3.1%	2.5%
43.82	113,148.39	DFREX	DFA Real Estate	3,457,214	4,588,167	0	0	0	0	369,995	3,457,214	4,958,163	1.6%	2.6%
140.45	35,680.91	VGSIX	Vanguard REIT Index	3,870,222	4,641,729	0	0	0	0	369,654	3,870,222	5,011,384	1.7%	2.6%
			TOTAL ALTERNATIVE	15,927,436	18,522,101	(105,521)	0	80,603	0	883,122	15,927,436	19,380,304	6.4%	7.7%
COMMUNITY IMPACT INVESTMENTS:														
			CA FarmLink	375,000	750,000	0	0	0	0	0	375,000	750,000	0.25%	
			Opportunity Fund	1,000,000	1,000,000	0	(2,083)	2,083	0	0	1,000,000	1,000,000	0.33%	
			TOTAL CII	1,375,000	1,750,000	0	(2,083)	2,083	0	0	1,375,000	1,750,000	0.58%	
SMALL CAP:														
110.54	96,594.00	IJR	iShares-S&P 600 Index	2,674,584	10,483,347	0	0	0	0	194,154	2,674,584	10,677,501	3.5%	2.9%
			TOTAL SMALL CAP	2,674,584	10,483,347	0	0	0	0	194,154	2,674,584	10,677,501	3.5%	2.9%
MID CAP:														
271.76	28,148.00	IJH	iShares-S&P 400 Index	1,366,803	7,326,361	0	0	0	0	323,139	1,366,803	7,649,500	2.5%	1.9%
			TOTAL MID CAP	1,366,803	7,326,361	0	0	0	0	323,139	1,366,803	7,649,500	2.5%	1.9%
LARGE CAP:														
232.84	54,858.95	DODGX	Dodge & Cox Stock Fund	7,429,054	12,110,661	0	0	0	0	662,696	7,429,054	12,773,357	4.2%	3.5%
157.55	61,368.00	IWD	iShares Russell 1000 Value	4,942,157	9,300,320	0	0	0	0	368,208	4,942,157	9,668,528	3.2%	2.8%
68.01	387,862.65	TRLGX	T Rowe Price	7,276,444	24,609,885	0	0	0	0	1,768,654	7,276,444	26,378,539	8.8%	6.7%
365.51	119,297.99	VINIX	Vanguard Index 500	18,194,954	41,396,402	0	0	0	0	2,208,206	18,194,954	43,604,608	14.5%	12.0%
			TOTAL LARGE CAP	37,842,608	87,417,269	0	0	0	0	5,007,764	37,842,608	92,425,032	30.7%	25.0%
INTERNATIONAL:														
71.33	285,166.61	AEPFX	EuroPacific	12,529,026	19,628,018	0	0	0	0	712,917	12,529,026	20,340,934	6.8%	5.3%
22.37	426,993.73	DFISX	DFA Int'l Small Co. Portfolio	7,955,743	9,163,285	0	0	0	0	388,564	7,955,743	9,551,850	3.2%	2.8%
47.72	400,808.66	DODFX	Dodge & Cox International	13,915,008	18,769,870	0	0	0	0	356,720	13,915,008	19,126,589	6.4%	4.5%
16.26	1,109,945.85	VTMGX	Vanguard Developed Mkts	12,965,120	17,492,747	0	0	0	0	554,973	12,965,120	18,047,720	6.0%	6.0%
52.98	334,871.00	VWO	Vanguard FTSE Emerging	13,005,253	17,430,036	0	0	0	0	311,430	13,005,253	17,741,466	5.9%	3.1%
			TOTAL INT'L	60,370,149	82,483,955	0	0	0	0	2,324,603	60,370,149	84,808,558	28.2%	21.7%
			TOTAL EQUITIES	118,181,581	206,233,033	(105,521)	0	80,603	0	8,732,782	118,181,581	216,690,896	65.6%	51.5%
			GRAND TOTALS	200,808,569	289,858,036	(128,858)	0	159,707	0	9,310,148	200,866,100	300,951,116	100.0%	94.8%

Long-Term Portfolio

Executive Summary - Preliminary (Net of Fees)

Period Ending: April 30, 2021

	Market Value	% of Portfolio	1 Mo	YTD	1 Yr	3 Yrs	5 Yrs	10 Yrs		Current	%	Policy	%
Total Fund	309,016,791	100.0	3.1	7.1	32.5	9.9	10.1	7.1					
Policy Index			2.9	6.0	28.3	9.8	9.7	7.1					
60% MSCI ACWI/40% BBgBarc US Aggregate			3.0	4.4	26.0	10.8	10.1	7.4					
Domestic Equity	110,752,033	35.8	5.3	14.4	54.0	18.4	18.4	--					
Vanguard Institutional Index I	43,604,608	14.1	5.3	11.8	46.0	18.6	17.4	14.1					
S&P 500			5.3	11.8	46.0	18.7	17.4	14.2					
T. Rowe Price Large-Cap Growth Fund - I Class	26,378,539	8.5	7.2	11.1	55.9	24.7	25.6	18.5					
Russell 1000 Growth			6.8	7.8	51.4	25.4	22.9	17.0					
Dodge & Cox Stock	12,773,357	4.1	5.5	22.2	62.0	15.4	16.6	13.1					
Russell 1000 Value			4.0	15.7	45.9	12.3	12.2	11.1					
iShares Russell 1000 Value Index ETF	9,668,528	3.1	4.0	15.7	45.9	12.1	12.0	10.9					
Russell 1000 Value			4.0	15.7	45.9	12.3	12.2	11.1					
iShares S&P Midcap 400 Index Fund ETF	7,649,500	2.5	4.4	18.5	67.8	15.1	15.0	12.0					
S&P 400 MidCap			4.5	18.6	67.9	15.2	15.1	12.1					
iShares S&P Small Cap 600 Index ETF	10,677,501	3.5	1.9	20.6	76.8	14.1	15.8	12.8					
S&P 600 SmallCap			2.0	20.6	76.9	14.1	15.8	12.9					
International Equity	84,808,558	27.4	2.8	6.7	49.7	7.4	10.8	--					
Dodge & Cox International Stock	19,126,589	6.2	1.9	9.2	49.1	4.2	8.6	4.7					
MSCI ACWI ex USA Gross			3.0	6.7	43.6	7.5	10.3	5.2					
MSCI ACWI ex USA Value			2.2	9.5	42.9	2.3	6.9	2.8					
American Funds Europacific Growth F2	20,340,934	6.6	3.6	3.2	52.7	11.3	13.3	7.5					
MSCI ACWI ex USA Gross			3.0	6.7	43.6	7.5	10.3	5.2					
MSCI ACWI ex USA Growth			3.7	3.6	42.6	11.4	12.5	6.5					
Vanguard Developed Market Index Adm	18,047,720	5.8	3.2	7.3	44.7	7.1	9.7	5.7					
Spliced Vanguard Developed Markets Index			3.2	7.4	43.9	6.8	9.4	5.6					
DFA International Small Company I	9,551,850	3.1	4.2	10.4	55.2	6.3	10.1	6.9					
MSCI World ex USA Small Cap			4.1	9.2	54.0	7.8	10.8	7.1					
Vanguard FTSE Emerging Markets ETF	17,741,466	5.7	1.8	5.9	49.6	8.0	11.6	3.1					
Spliced Vanguard Emerging Markets Stock Index			2.9	6.1	47.4	7.8	11.7	3.3					
Domestic Fixed Income	\$73,402,113	23.8%											
Alternatives	\$21,208,910	6.9%											
Cash and Equivalents	\$18,845,175	6.1%											
Total	\$309,016,791	100.0%											








The Policy Index consists of the following: 28% S&P 500, 2% S&P 400 Mid Cap, 3% S&P Small Cap 600, 17% MSCI ACWI Ex US, 3% MSCI EAFE Small Cap, 6% MSCI Emerging Markets Free, 20% BBgBarc US Aggregate, 4% BBgBarc US 1-5 Yr Credit, 4% BBgBarc US TIPS, 3% FTSE NAREIT, 6% NCREIF ODCE Net, 2% Annualized Return, 2% 91-Day Treasury Bills. Schwab cash values reflect transactions in transit as provided by CFMC. Gresham TAP liquidated 5/29/2020. DFA Emerging Markets liquidated 5/14/2020. All data is preliminary.

Long-Term Portfolio

Executive Summary - Preliminary (Net of Fees)

Period Ending: April 30, 2021

	Market Value	% of Portfolio	1 Mo	YTD	1 Yr	3 Yrs	5 Yrs	10 Yrs		Current	%	Policy	%	
										Domestic Equity	\$110,752,033	35.8%	\$101,975,541	33.0%
Domestic Fixed Income	73,402,113	23.8	0.9	-1.3	4.0	5.6	3.8	--		International Equity	\$84,808,558	27.4%	\$80,344,366	26.0%
Dodge & Cox Income	23,107,050	7.5	1.0	-1.6	5.4	6.1	4.6	4.2		Domestic Fixed Income	\$73,402,113	23.8%	\$86,524,701	28.0%
BBgBarc US Aggregate TR			0.8	-2.6	-0.3	5.2	3.2	3.4		Alternatives	\$21,208,910	6.9%	\$33,991,847	11.0%
JP Morgan Core Bond R6	30,045,180	9.7	0.8	-2.0	2.0	5.6	3.6	3.7		Cash and Equivalents	\$18,845,175	6.1%	\$6,180,336	2.0%
BBgBarc US Aggregate TR			0.8	-2.6	-0.3	5.2	3.2	3.4		Total	\$309,016,791	100.0%	\$309,016,791	100.0%
Vanguard Short-Term Investment Grade Adm	9,934,715	3.2	0.5	0.0	4.4	4.3	2.9	2.6						
BBgBarc US Credit 1-5 Yr TR			0.4	-0.2	3.8	4.5	3.1	2.8						
Vanguard Inflation-Protected Securities Adm	10,315,167	3.3	1.4	0.0	6.3	6.1	4.0	3.2						
BBgBarc US TIPS TR			1.4	-0.1	6.1	6.2	4.1	3.3						
Alternatives	21,208,910	6.9	3.6	8.9	15.3	2.4	3.3	--						
ASB Capital Management	9,489,364	3.1	0.0	2.9	2.7	3.9	4.1	8.6						
NCREIF ODCE Net			0.0	1.9	1.5	4.0	5.3	8.7						
DFA Real Estate Securities I	4,958,163	1.6	8.1	17.1	32.8	13.9	8.9	9.4						
Wilshire REIT			8.0	17.6	34.3	11.4	7.2	8.7						
Vanguard Real Estate Index Adm	5,011,384	1.6	8.0	17.3	35.4	13.5	8.3	9.1						
Spliced Vanguard Real Estate Index			8.0	17.4	35.6	13.6	8.4	9.2						
Wilshire REIT			8.0	17.6	34.3	11.4	7.2	8.7						
Community Impact Investments	1,750,000	0.6	0.1	0.5	2.2	--	--	--						
CA FarmLink	750,000	0.2	0.0	0.0	1.8	--	--	--						
2.5% Annualized Return Index			0.2	0.8	2.5	--	--	--						
Opportunity Fund	1,000,000	0.3	0.2	0.8	2.5	--	--	--						
2.5% Annualized Return Index			0.2	0.8	2.5	--	--	--						
Cash and Equivalents	18,845,175	6.1	0.0	0.0	0.0	0.4	0.4	--						
Schwab Value Advantage Money Premier	9,440,491	3.1	0.0	0.0	0.0	0.5	0.2	0.1						
First National Cash	0	0.0	0.0	0.0	0.0	0.0	0.0	--						
Rabobank Endowment	136,446	0.0	0.0	0.2	0.2	0.1	0.0	--						
Schwab Cash	9,268,238	3.0	0.0	0.0	0.0	0.5	0.4	0.2						
91 Day T-Bills			0.0	0.0	0.1	1.3	1.1	0.6						

Current

35.8%

27.4%

23.8%

6.9%

6.1%

Policy

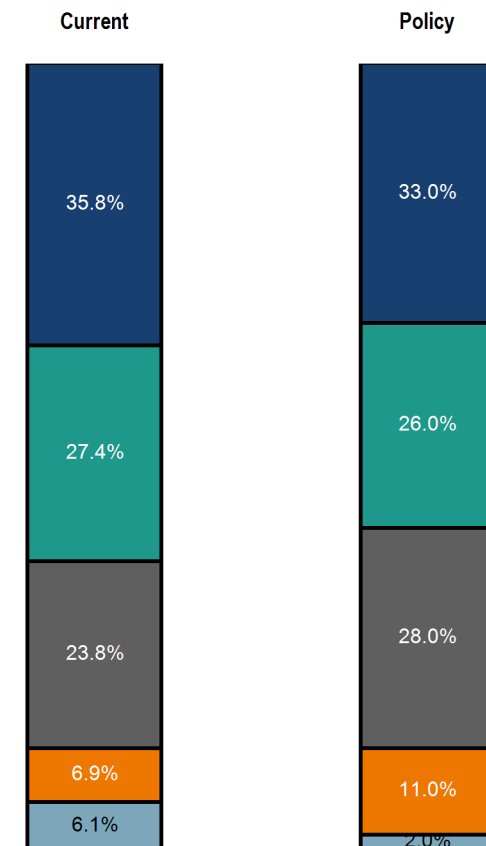
33.0%

26.0%

28.0%

11.0%

2.0%



The Policy Index consists of the following: 28% S&P 500, 2% S&P 400 Mid Cap, 3% S&P Small Cap 600, 17% MSCI ACWI Ex US, 3% MSCI EAFE Small Cap, 6% MSCI Emerging Markets Free, 20% BBgBarc US Aggregate, 4% BBgBarc US 1-5 Yr Credit, 4% BBgBarc US TIPS, 3% FTSE NAREIT, 6% NCREIF ODCE Net, 2% Annualized Return, 2% 91-Day Treasury Bills. Schwab cash values reflect transactions in transit as provided by CFMC. CA FarmLink and Opportunity Fund funded 1/31/2019. Gresham TAP liquidated 5/29/2020. DFA Emerging Markets liquidated 5/14/2020. ASB market value is as of 3/31/2021.

COMMUNITY FOUNDATION FOR MONTEREY COUNTY
MEDIUM-TERM PORTFOLIO
Activity for the Month of: April 2021

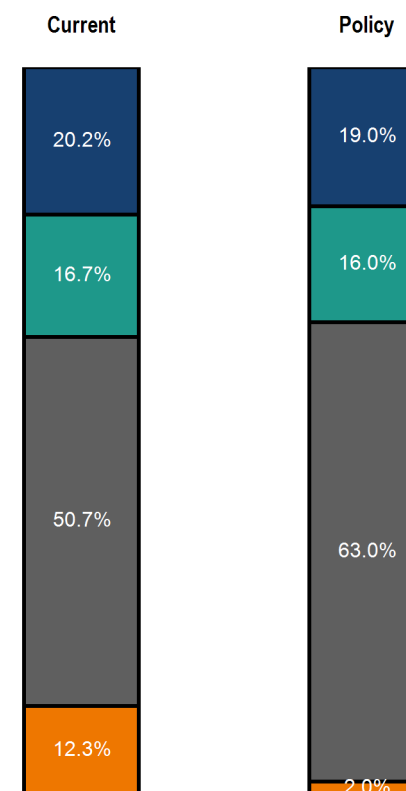
Market At Last Trade Date	Number of Shares	Code	Investment Account	Beginning Book	Beginning Market	Net Additions	Transfers	Interest & Dividends	Realized Gain(Loss)	Unrealized Gain(Loss)	Ending Book	Ending Market	Actual %	Board Policy
<u>CASH ACCOUNTS:</u>														
0.00	0.00	SWUXX	Schwab - Cash	1,083,229	1,083,229	25,925	4,268	9	0	0	1,113,422	1,113,422		
			TOTAL CASH	1,083,229	1,083,229	25,925	4,268	9	0	0	1,113,422	1,113,422	12.3%	0.0%
<u>BOND ACCOUNTS:</u>														
14.26	121,747.13	DODIX	Dodge & Cox Income Fund	1,677,777	1,719,070	0	0	0	0	17,045	1,677,777	1,736,114	19.2%	25.0%
10.97	103,053.40	VFSUX	Vanguard Short Term	1,102,378	1,126,374	0	(1,600)	1,600	0	4,122	1,102,378	1,130,496	12.5%	15.0%
11.23	153,738.68	VBTLX	Vanguard Total Bond Market Index	1,650,890	1,712,649	0	(2,658)	2,658	0	13,836	1,650,890	1,726,485	19.1%	25.0%
			TOTAL BONDS	4,431,046	4,558,092	0	(4,258)	4,258	0	35,003	4,431,046	4,593,095	50.7%	65.0%
			TOTAL FIXED INC.	5,514,275	5,641,321	25,925	9	4,268	0	35,003	5,544,468	5,706,517	63.0%	65.0%
<u>DOMESTIC:</u>														
194.01	9,442.38	VTHR	Vanguard Russell 3000	1,138,868	1,745,425	0	0	0	0	86,473	1,138,868	1,831,898	20.2%	19.0%
			TOTAL DOMESTIC	1,138,868	1,745,425	0	0	0	0	86,473	1,138,868	1,831,898	20.2%	19.0%
<u>INTERNATIONAL:</u>														
71.33	21,259.14	AEPFX	EuroPacific	1,071,695	1,463,267	0	0	0	0	53,148	1,071,695	1,516,415	16.7%	16.0%
			TOTAL INTERNATIONAL	1,071,695	1,463,267	0	0	0	0	53,148	1,071,695	1,516,415	16.7%	16.0%
			TOTAL EQUITIES	2,210,563	3,208,691	0	0	0	0	139,621	2,210,563	3,348,313	37.0%	35.0%
			GRAND TOTALS	7,724,838	8,850,013	25,925	9	4,268	0	174,624	7,755,030	9,054,830	100.0%	100.0%

Medium Term Fund

Executive Summary - Preliminary (Net of Fees)

Period Ending: April 30, 2021

	Market Value	% of Portfolio	1 Mo	YTD	1 Yr	3 Yrs	5 Yrs	10 Yrs		Current	%	Policy	%
Total Fund	9,057,630	100.0	2.0	1.8	18.2	8.7	--	--					
<i>Policy Index</i>			1.9	1.9	15.0	8.2	7.1	5.7					
Domestic Equity	1,831,898	20.2	5.0	11.8	51.0	18.8	--	--					
Vanguard Russell 3000	1,831,898	20.2	5.0	11.8	51.0	18.8	17.5	13.8		\$1,831,898	20.2%	\$1,720,950	19.0%
<i>Russell 3000</i>			5.2	11.8	50.9	18.9	17.7	14.0					
International Equity	1,516,415	16.7	3.6	3.2	52.7	11.3	--	--					
American Funds Europacific Growth F2	1,516,415	16.7	3.6	3.2	52.7	11.3	13.3	7.5		\$1,516,415	16.7%	\$1,449,221	16.0%
<i>MSCI ACWI ex USA Gross</i>			3.0	6.7	43.6	7.5	10.3	5.2					
Domestic Fixed Income	4,593,095	50.7	0.9	-1.6	3.0	5.4	--	--					
Vanguard Total Bond Market Index	1,726,485	19.1	1.0	-2.7	-0.2	5.3	3.2	3.4		\$4,593,095	50.7%	\$5,706,307	63.0%
Dodge & Cox Income	1,736,114	19.2	1.0	-1.6	5.4	6.1	4.6	4.2					
<i>BBGBarc US Aggregate TR</i>			0.8	-2.6	-0.3	5.2	3.2	3.4					
Vanguard Short-Term Investment Grade Adm	1,130,496	12.5	0.5	0.0	4.4	4.3	2.9	2.6		\$1,116,222	12.3%	\$181,153	2.0%
<i>BBGBarc US Credit 1-5 Yr TR</i>			0.4	-0.2	3.8	4.5	3.1	2.8					
Cash and Equivalents	1,116,222	12.3	0.0	0.0	0.0	0.2	--	--					
Schwab Cash	1,116,222	12.3	0.0	0.0	0.0	0.2	0.2	--					
<i>91 Day T-Bills</i>			0.0	0.0	0.1	1.3	1.1	0.6					
Total	\$9,057,630	100.0%								\$9,057,630	100.0%	\$9,057,630	100.0%



Policy Index: 19% Russell 3000, 16% MSCI ACWI Ex US, 48% BBGBarc US Aggregate, 15% BBGBarc 1-5 Year Gov/Credit, 2% 91 Day T-Bill. Medium Pool portfolio funded 5/13/2016. Fund performance has been backfilled and represents actual performance for periods shown. All data is preliminary.





COMMUNITY FOUNDATION FOR MONTEREY COUNTY
ESG FUND PORTFOLIO
Activity for the Month of: April 2021

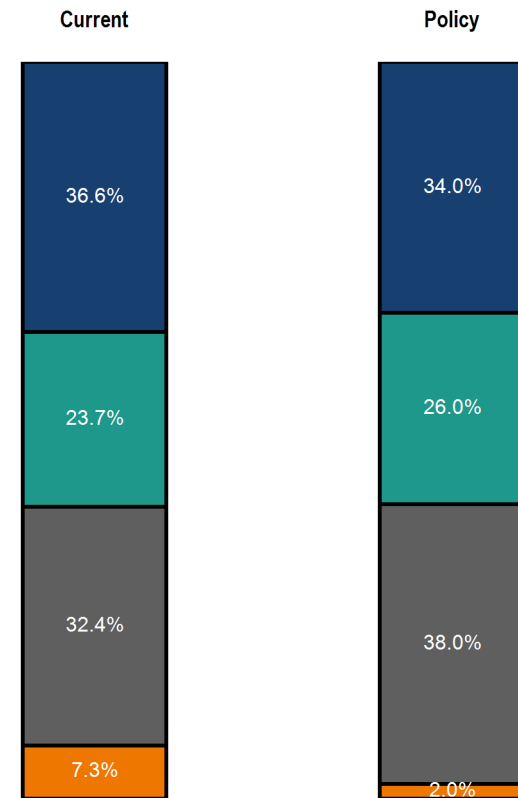
Market At Last Trade Date	Number of Shares	Code	Investment Account	Beginning Book	Beginning Market	Net Additions	Transfers	Interest & Dividends	Realized Gain(Loss)	Unrealized Gain(Loss)	Ending Book	Ending Market	Actual %	Board Policy
<u>CASH ACCOUNTS:</u>														
		SWUXX	Schwab - Cash	332,648	332,648	40,773	2,160	3	0	0	375,585	375,585	8.0%	0.0%
<u>BOND ACCOUNTS:</u>														
10.56	142,296.25	TSBIX	TIAA Social Choice Bond Fund	1,444,791	1,491,265	0	(2,160)	2,160	0	11,384	1,444,791	1,502,648	32.1%	40.0%
<u>DOMESTIC EQUITY:</u>														
27.52	61,792.07	TISCX	TIAA Social Choice Equity Fund	1,163,785	1,630,693	0	0	0	0	69,825	1,163,785	1,700,518	36.3%	35.0%
<u>INTERNATIONAL EQUITY:</u>														
13.03	84,490.52	TSONX	TIAA Social Choice International	899,233	1,074,719	0	0	0	0	26,192	899,233	1,100,911	23.5%	25.0%
GRAND TOTAL				3,507,810	4,196,677	0	(2,160)	2,160	0	107,401	3,507,810	4,679,663	100%	100%

ESG Portfolio

Executive Summary - Preliminary (Net of Fees)

Period Ending: April 30, 2021

	Market Value	% of Portfolio	1 Mo	YTD	1 Yr	3 Yrs	5 Yrs	10 Yrs			Current	%	Policy	%
Total Fund	4,641,398	100.0	2.4	4.6	25.4	9.8	--	--		Domestic Equity	\$1,700,518	36.6%	\$1,578,075	34.0%
Policy Index			2.9	4.7	26.0	10.6	9.9	7.9		International Equity	\$1,100,911	23.7%	\$1,206,763	26.0%
Domestic Equity	1,700,518	36.6	4.3	11.8	49.2	18.7	--	--		Domestic Fixed Income	\$1,502,648	32.4%	\$1,763,731	38.0%
TIAA CREF Social Choice Equity Fund	1,700,518	36.6	4.3	11.8	49.2	18.7	17.4	13.4		Cash and Equivalents	\$337,320	7.3%	\$92,828	2.0%
Russell 3000			5.2	11.8	50.9	18.9	17.7	14.0		Total	\$4,641,398	100.0%	\$4,641,398	100.0%
International Equity	1,100,911	23.7	2.4	5.3	39.7	7.0	--	--						
TIAA CREF Social Choice International Equity Fund	1,100,911	23.7	2.4	5.3	39.7	7.0	9.3	--						
MSCI EAFE Gross			3.1	6.8	40.5	6.8	9.4	5.7						
Domestic Fixed Income	1,502,648	32.4	0.9	-2.0	3.1	5.3	--	--		Current			Policy	
TIAA CREF Social Bond Fund	1,502,648	32.4	0.9	-2.0	3.1	5.3	3.7	--						
BBgBarc US Aggregate TR			0.8	-2.6	-0.3	5.2	3.2	3.4						
Cash and Equivalents	337,320	7.3	0.0	0.0	0.0	0.2	--	--						
Schwab Cash	337,320	7.3	0.0	0.0	0.0	0.2	--	--						
91 Day T-Bills			0.0	0.0	0.1	1.3	1.1	0.6						



Policy Index: 34% Russell 3000, 26% MSCI EAFE, 38% BBgBarc US Aggregate, 2% 91 Day T-Bill. ESG Pool portfolio funded 9/29/2016. Fund performance has been backfilled and represents actual performance for periods shown. All data is preliminary.

COMMUNITY FOUNDATION FOR MONTEREY COUNTY
DRIM INVESTMENT PORTFOLIO
Activity for the Month of: April 2021

Market At Last Trade Date	Number of Shares	Code	Investment Account	Beginning Book	Beginning Market	Net Additions	Transfers	Interest & Dividends	Realized Gain(Loss)	Unrealized Gain(Loss)	Ending Book	Ending Market	Actual %
CASH ACCOUNTS:													
			Schwab - Cash	359,017	359,017	19,886	1,960	3	0	0	380,866	380,866	
			TOTAL CASH	359,017	359,017	19,886	1,960	3	0	0	380,866	380,866	14.4%
EQUITIES													
82.36	1,800.00	FIX	Comfort Systems USA	100,349	134,586	0	0	0	0	13,662	100,349	148,248	5.6%
85.62	3,000.00	FN	Fabrinet	149,560	271,170	0	0	0	0	(14,310)	149,560	256,860	9.7%
91.86	2,000.00	ROCK	Gibraltar Industries	100,099	183,020	0	0	0	0	700	100,099	183,720	6.9%
52.40	5,600.00	HASI	Hannon Armstrong	131,358	314,160	0	(1,960)	1,960	0	(20,720)	131,358	293,440	11.1%
211.21	750.00	HELE	Helen of Troy, LTD	103,793	157,995	0	0	0	0	413	103,793	158,408	6.0%
165.78	2,500.00	LGIH	LGI Homes, Inc.	103,437	373,275	0	0	0	0	41,175	103,437	414,450	15.6%
40.67	3,100.00	SHOO	Madden Steven, LTD	99,477	115,506	0	0	0	0	10,571	99,477	126,077	4.8%
90.13	1,900.00	NVEE	NV5 Global, Inc.	138,054	183,483	0	0	0	0	(12,236)	138,054	171,247	6.5%
72.43	2,000.00	WNS	WNS Holdings, LTD	96,064	144,880	0	0	0	0	(20)	96,064	144,860	5.5%
74.55	3,000.00	NEP	Nextera Energy Partners, LP	136,772	218,640	0	0	0	0	5,010	136,772	223,650	8.4%
165.66	900.00	GLD	SPDR Gold	131,387	143,964	0	0	0	0	5,130	131,387	149,094	5.6%
			TOTAL EQUITIES	1,290,350	2,240,679	0	(1,960)	1,960	0	29,375	1,290,350	2,270,054	
			GRAND TOTALS	1,649,367	2,599,696	19,886	0	1,963	0	29,375	1,671,216	2,650,919	100.0%

DRIM Review 3/31/2021



Neumeier Poma Investment Counsel (market value \$2,599,695)

PERFORMANCE

	1 MO	YTD	1 YR	2 Yr	SINCE INCEPTION (6/26/18)
DRIM Provider	4.6%	9.1%	58.4%		13.3%
Policy Index (Russell 2000 Value)	5.2%	15.2%	97.1%		13.0%
Foundation	1.5%	3.8%	37.7%		--

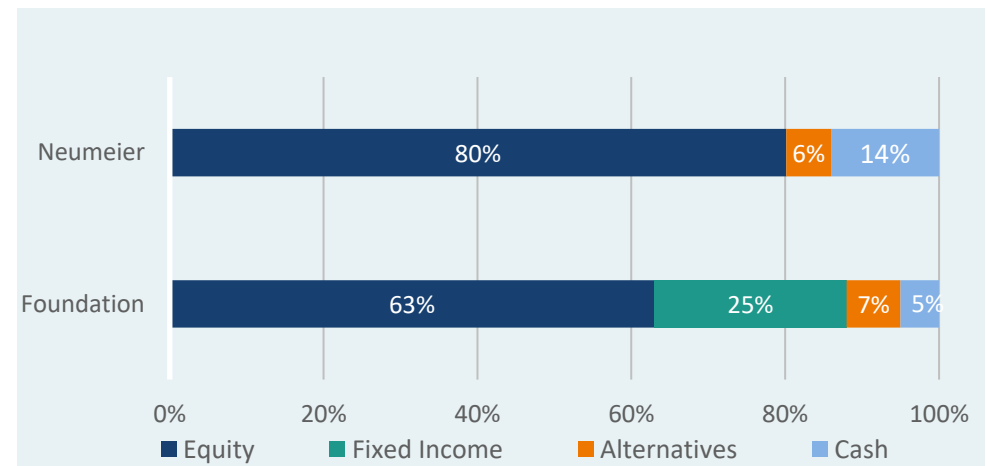
LARGEST HOLDINGS

	WEIGHT	% GAIN/LOSS
LGI Homes Inc	14.4%	260.9%
Money Market Fund	13.8%	--
Hannon Armstrong	12.1%	139.2%
Fabrinet	10.4%	81.3%
Nextera Energy	8.4%	59.9%
NV5 Global	7.1%	32.9%

ASSET ALLOCATION VS. MIN/MAX RANGE

ASSET CLASS	CURRENT	MIN	MAX
Equities	80.7%	70%	90%
Fixed Income	0%	0%	0%
Alternatives	5.5%	0%	10%
Cash & Equivalents	13.8%	10%	30%

ASSET ALLOCATION VS. FOUNDATION



Donor fund inception date: 6/26/2018. Returns 1 year and longer are annualized.

Note: During a quarterly review, the investment committee will also generally have the DRIM providers report for expanded detail.

COMMUNITY FOUNDATION FOR MONTEREY COUNTY
GIFTS - April 2021

Donor	Date	Amount	Fund
Chamber Music Monterey Bay	4/1/2021	70,712	Chamber Music Monterey Bay Fund
Ms. Sarah Scheldwacht	4/1/2021	500	AGB Scholarship Fund
UBS Matching Gifts Program	4/1/2021	750	Men's Golf Association (MGA) at Quail Lodge Fund
Carmel Valley Women's Club	4/2/2021	2,500	Carmel Valley Women's Club Foundation Scholarship Fund
Mr. & Mrs. Richard and Julie Altman	4/2/2021	700	Early Childhood Equity Stewardship Fund
Mr. James Sullivan	4/2/2021	6,000	James W. Sullivan and Catherine Brennan Family Fund
Chicago Title Company	4/5/2021	11,369	Carmel Gives Fund
Chicago Title Company	4/5/2021	886	Carmel Gives Fund
Chicago Title Company	4/5/2021	4,500	Del Monte Forest Conservancy Fund
Estate of Mrs. Robert Stanton	4/5/2021	175	The Fund for Monterey County
Estate of Mrs. Robert Stanton	4/5/2021	238	The Fund for Monterey County
Mr. & Mrs. Alan W. and Marilyn McMasters	4/5/2021	100	The Fund for Homeless Women Non-Endowed Fund
Mr. & Mrs. John and Annette Romans	4/5/2021	200,000	John and Annette Romans Family Fund
Mr. Brian Park	4/5/2021	2,000	The Fund for Homeless Women Non-Endowed Fund
Ms. Gayle D. Darrigo	4/5/2021	100	The Fund for Homeless Women Non-Endowed Fund
Old Republic Title Company	4/5/2021	11,156	Carmel Gives Fund
Old Republic Title Company	4/5/2021	11,156	Carmel Gives Fund
Old Republic Title Company	4/5/2021	2,869	Carmel Gives Fund
Schwab Charitable - Mr. William Baerg	4/5/2021	1,000	Operating Fund
Hayward Family Foundation	4/6/2021	100,000	COVID-19 Relief Fund
Mr. & Mrs. Lino, Jr. and Teri Belli	4/8/2021	6,259	Lino and Teri Belli Family Fund
Groza Construction	4/9/2021	400	Maija, Eva and Cody West Family Fund
Mr. Romero Jalomo and Mrs. Rosie Mendoza	4/9/2021	100	Boys & Girls Clubs of Monterey County
Ms. Care Terkelson	4/9/2021	100	COVID-19 Relief Fund
Old Republic Title Company	4/9/2021	5,206	Carmel Gives Fund
The Benevity Community Impact Fund	4/9/2021	185	Monterey County Fire Relief Fund
The David and Lucile Packard Foundation	4/9/2021	1,320,000	COVID-19 Collaborative - Packard Funding
TriCal, Inc.	4/9/2021	3,000	Northern Monterey County Foundation - Nonendowed
Ms. Christina DeMaria	4/10/2021	20	Girls' Health in Girls' Hands Scholarship Fund
California Fire Foundation	4/11/2021	10,000	Monterey County Fire Relief Fund

COMMUNITY FOUNDATION FOR MONTEREY COUNTY
GIFTS - April 2021

Donor	Date	Amount	Fund
Chicago Title Company	4/11/2021	4,500	1984 Fund
Mr. & Mrs. Keith and Laquita Lowrey	4/11/2021	200	Carmel High School Class of 1952 Fund
Bright Funds	4/12/2021	1	Operating Fund
Fraternal Order of Eagles #72	4/12/2021	1,000	Northern Monterey County Foundation - Nonendowed
Mr. & Mrs. Manuel and Susan Osorio	4/12/2021	83	Northern Monterey County Foundation - Nonendowed
Monterey Sober Living for Women	4/13/2021	25,000	Monterey Sober Living for Women Home Purchase Fund
Anonymous	4/14/2021	2,000	Operating Fund
Chicago Title Company	4/14/2021	6,959	Carmel Gives Fund
Chicago Title Company	4/14/2021	3,188	Carmel Gives Fund
Mr. John Day	4/14/2021	10	The Fund for Homeless Women Non-Endowed Fund
Ms. Sarah Elias	4/14/2021	20	Early Childhood Equity Stewardship Fund
Dr. & Mrs. Spencer, Jr. and Dee Ette R. Myers	4/15/2021	100	The Fund for Monterey County
Dr. Gerald D. Griffin	4/15/2021	100	Operating Fund
Mr. & Mrs. Earl Wayne and Linda Cruzan	4/15/2021	85	Monterey Public Library Fund
Mr. & Mrs. Peter and Louise Berry	4/15/2021	500	Casa de Noche Buena Special Purpose Fund
Mr. David S. Sabih	4/15/2021	1,000	Pass Thru Fund
Mr. Elliot Roberts	4/15/2021	100	Operating Fund
Mr. Patrick Moyroud	4/15/2021	5,000	Gabilan Hope Scholarship Fund
Mr. Paul Klein	4/15/2021	100	Operating Fund
Mr. Robert Slade	4/15/2021	50	The Fund for Monterey County
Ms. Carol Church	4/15/2021	100	Colleagues of the Arts Endowment Fund
Ms. Janna L. Ottman	4/15/2021	50	Operating Fund
Ms. Mary S. Julien	4/15/2021	500	Casa de Noche Buena Special Purpose Fund
Ms. Nancy Foster	4/15/2021	100	Operating Fund
Ms. Sarah Penn and Mr. Peter Tarqueno	4/15/2021	5,000	Carmel Gives Fund
Ms. Yadira Roberts and Alex Negrete	4/15/2021	50	Operating Fund
Norris Designs, ETC	4/15/2021	500	COVID-19 Relief Fund
Chicago Title Company	4/16/2021	1,169	Carmel Gives Fund
Chicago Title Company	4/16/2021	1,169	Carmel Gives Fund

COMMUNITY FOUNDATION FOR MONTEREY COUNTY

GIFTS - April 2021

Donor	Date	Amount	Fund
Mr. Benjamin Sloss	4/16/2021	100	Monterey County Fire Relief Fund
Mr. Ken Wanderman	4/16/2021	100	Fund for the Environment
River City Phoenix, Inc	4/16/2021	908	Monterey County Fire Relief Fund
Ms. Mary Faigle	4/17/2021	100	Martin and Nancy Dodd Fund
Chicago Title Company	4/19/2021	4,500	1984 Fund
Mr. Ken Wanderman	4/19/2021	215	The Fund for Homeless Women Non-Endowed Fund
Ms. Alana Myles	4/19/2021	50	Casa de Noche Buena Special Purpose Fund
Ms. Lorraine Yglesias-Rice	4/19/2021	100	Siembra Latinos Fund - Nonendowed
Network for Good	4/19/2021	25	COVID-19 Relief Fund
Ms. Robin Venuti	4/20/2021	20	Girls' Health in Girls' Hands Scholarship Fund
Ms. Chris Laszcz-Davis	4/21/2021	50	Operating Fund
Old Republic Title Company	4/21/2021	1,298	Sea Haven Fund
Mr. & Mrs. Wesley and Donna Dodd	4/22/2021	500	Martin and Nancy Dodd Fund
Old Republic Escrow of Hawaii	4/22/2021	20,000	Rudolph E. Futer Restricted Purpose Fund
Dr. & Mrs. Conrad F. and Sarah L. Newberry	4/26/2021	20	The Fund for Homeless Women Non-Endowed Fund
Dr. & Mrs. Richard and Mary Ann Pirotte	4/26/2021	5,000	The Fund for Homeless Women Non-Endowed Fund
Estate of Mrs. Robert Stanton	4/26/2021	4,504	The Fund for Monterey County
Lackey Saunders Sprinkling Trust	4/26/2021	169,753	DeWitt Fund
Mr. Wayne Harlan	4/26/2021	500	Monterey County Fire Relief Fund
Rancho Cielo	4/26/2021	100	Rancho Cielo Endowment Fund
Schwab Charitable - Dr. Stephen Storey	4/26/2021	3,000	Operating Fund
Mr. & Mrs. Stephen and Sharon Davies	4/27/2021	25,000	Stephen V. Davies Family Fund
Anonymous	4/28/2021	75	Early Childhood Equity Stewardship Fund
Fidelity Charitable - Stahl Family Charitable Fund	4/28/2021	1,000	Operating Fund
Mr. Earl S. Cory	4/28/2021	50	Pacific Grove Public Library Foundation Fund
Mr. Timothy S. Flanagan	4/28/2021	150	Communities for Sustainable Monterey County
United Way Monterey County	4/28/2021	119	Northern Monterey County Foundation - Nonendowed
Chicago Title Company	4/29/2021	4,542	Carmel Gives Fund
Mr. Johnny Apodaca	4/29/2021	50	The Fund for Homeless Women Non-Endowed Fund

COMMUNITY FOUNDATION FOR MONTEREY COUNTY
GIFTS - April 2021

Donor	Date	Amount	Fund
Ms. Eby Wold	4/29/2021	64,714	Wold Family Foundation
United Way Monterey County	4/29/2021	90	Operating Fund
Mr. & Mrs. Gary O. and Diane Nelson	4/30/2021	5,382	Carmel Valley Manor Foundation Stewardship Fund
Mr. Frederick W. Terman and Ms. Nan Borreson	4/30/2021	252,072	The Fred Terman and Nan Borreson Fund
Mr. Joel Hernandez Laguna	4/30/2021	50	Siembra Latinos Fund - Nonendowed
Ms. Cindy Zoller Silver and Mr. Richard Silver	4/30/2021	7,000	Richard and Cindy Zoller Silver Family Legacy Fund
	Total	2,401,753	

Interfund Gifts

Community Foundation for Monterey County	4/9/2021	300	Casa de Noche Buena Special Purpose Fund
Community Foundation for Monterey County	4/9/2021	16,600	COVID-19 Relief Fund
Community Foundation for Monterey County	4/9/2021	2,000	Food Bank for Monterey County Endowment Fund
Community Foundation for Monterey County	4/9/2021	10,000	Operating Fund
Community Foundation for Monterey County	4/23/2021	2,000	College Futures Monterey County Fund
Community Foundation for Monterey County	4/30/2021	33,551	Operating Fund
	Total	64,451	

Total Gifts 2,466,204

Contribution & Bequest Receivable

	Date	Amount	Fund
Ventura County Community Foundation	4/20/2021	13,384	Census 2020 - VCCF & State of CA
Total Receivables		13,384	

COMMUNITY FOUNDATION FOR MONTEREY COUNTY
GRANTS - APRIL 2021

Grantee	Program Name	Granted	Date	Fund
Alliance On Aging Inc	general operating support	2,537	4/9/2021	Ombudsman for Long-Term Care Fund
American Red Cross of the Central Coast	general operating support	5,000	4/9/2021	Pass Thru Fund
Bethel Missionary Baptist Church	Easter food donations for the community	2,500	4/9/2021	Carmel Gives Fund
Boys & Girls Clubs of Monterey County	general operating support	10,000	4/9/2021	Carmel Gives Fund
Boys & Girls Clubs of Monterey County	general operating support	20,000	4/9/2021	Lenore and Dale Meyer Fund
Cachagua Fire Protection District	to purchase equipment for seven new volunteer firefighters	17,500	4/9/2021	Monterey County Fire Relief Fund
Carmel Cares	support Scenic Pathway, Devendorf Park & Forest Theater	15,000	4/9/2021	Carmel Gives Fund
Carmel Music Society	general operating support	1,611	4/9/2021	Carmel Music Society Endowment Fund
Carmel Valley Kiwanis Foundation	Carmel Valley Community Emergency Response Team	20,000	4/9/2021	Monterey County Fire Relief Fund
Carmel Valley Manor	for the Carmel Valley Manor Foundation operation fund	6,000	4/9/2021	Carmel Valley Manor Foundation Stewardship Fund
Carmel Valley Manor	Northern California Retirement Homes Inc., operation fund	93,288	4/9/2021	Carmel Valley Manor Foundation Stewardship Fund
Center for Photographic Art	general operating support	1,000	4/9/2021	Pass Thru Fund
Community Education Partnerships	general operating support	300	4/9/2021	Mahoney/Peterson Family Fund
CERV of Monterey	support for individuals and businesses impacted by debris flow	120,000	4/9/2021	Monterey County Fire Relief Fund
Conservancy for the Range of the Condor	repairing fire break damage on Anastasia Canyon property	15,360	4/9/2021	Monterey County Fire Relief Fund
CSU Fresno	Liliana Monserrat Gutierrez Ceja	3,000	4/9/2021	Gabilan Hope Scholarship Fund
Fisher House Foundation	general operating support	2,000	4/9/2021	Pass Thru Fund
Food Bank for Monterey County	general operating support	25,000	4/9/2021	Lenore and Dale Meyer Fund
Food Bank for Monterey County	general operating support	2,500	4/9/2021	Reese Family Fund
Food Bank for Monterey County	general operating support	500	4/9/2021	Sarah and Robert Bouchier Fund
Franciscan Workers of Junipero Serra	general operating support	2,000	4/9/2021	Pass Thru Fund
Future Citizens Foundation DBA First Tee of Monterey	general operating support	500	4/9/2021	Sarah and Robert Bouchier Fund
GLIDE Foundation	general operating support	500	4/9/2021	Reese Family Fund
Hospice Giving Foundation	general operating support	20,000	4/9/2021	Lenore and Dale Meyer Fund
International Rescue Committee	general operating support	5,862	4/9/2021	Pass Thru Fund
Japanese American Citizens League of Monterey	ongoing operational expenses	25,000	4/9/2021	Japanese American Citizens League of Monterey
KAZU-FM Radio 90.3	general operating support	500	4/9/2021	Reese Family Fund
KQED, Inc.	general operating support	500	4/9/2021	Reese Family Fund
Long Beach Community Foundation	for the COVID-19 Relief Fund	250	4/9/2021	Buchalter/Adler Family Fund
Lopez Center for Community and the Arts	Give Big Match	3,000	4/9/2021	Ramsey Shirk Fund
Lopez Seafaring and Voyaging	program support	1,000	4/9/2021	Ramsey Shirk Fund
Max's Helping Paws Foundation	Emergency Pet Care	20,000	4/9/2021	Lenore and Dale Meyer Fund
Meals on Wheels of the Monterey Peninsula	general operating support	2,000	4/9/2021	Pass Thru Fund
Meals on Wheels of the Monterey Peninsula	general operating support	1,500	4/9/2021	Reese Family Fund
Meals on Wheels of the Monterey Peninsula	general operating support	3,934	4/9/2021	Meals on Wheels of the Monterey Peninsula Fund
Montage Health Foundation	general operating support	88,600	4/9/2021	Charles Auguste de Guigne Charitable Foundation
Monterey Bay Aquarium Foundation	general operating support	4,000	4/9/2021	Pass Thru Fund
Monterey Peninsula College Foundation	general operating support	20,000	4/9/2021	Lenore and Dale Meyer Fund

COMMUNITY FOUNDATION FOR MONTEREY COUNTY
GRANTS - APRIL 2021

Grantee	Program Name	Granted	Date	Fund
Monterey Public Library Friends & Foundation	Monterey Learns! campaign	500	4/9/2021	Ben and Mary Ann Whitten Fund
Museum Foundation of Pacific Grove	general operating support	1,685	4/9/2021	Museum Foundation of Pacific Grove Fund
Pacific Repertory Theatre	Annual Gift	500	4/9/2021	Matthew Simis and Michael Gray Fund
Peace of Mind Dog Rescue	general operating support	20,000	4/9/2021	Lenore and Dale Meyer Fund
Point Lobos Foundation	general operating support	1,000	4/9/2021	Pass Thru Fund
Radio Club of Cupertino	general operating support	250	4/9/2021	Dewey Foundation Fund
Reed College	general operating support	5,000	4/9/2021	Reese Family Fund
Salvation Army - Monterey Peninsula Corps	general operating support	5,000	4/9/2021	Pass Thru Fund
Salvation Army - Monterey Peninsula Corps	general operating support	1,000	4/9/2021	Sarah and Robert Bouchier Fund
SPCA	general operating support	206,732	4/9/2021	Charles Auguste de Guigne Charitable Foundation
SPCA	Adoption Services	20,000	4/9/2021	Lenore and Dale Meyer Fund
SPCA	\$1,000 for the Wildlife Center and \$1,000 for general purposes	2,000	4/9/2021	Reese Family Fund
SPCA	general operating support	4,928	4/9/2021	SPCA of Monterey County 3rd Party Fund
St. Columba by-the-Lake	Music bursary and general purpose	2,000	4/9/2021	Mary and Peter Hobley Memorial Fund
Sunset Cultural Center	general operating support	20,000	4/9/2021	Lenore and Dale Meyer Fund
University Corporation at Monterey Bay	general operating support	45,000	4/9/2021	Lenore and Dale Meyer Fund
Youth Music Monterey	general operating support	806	4/9/2021	Fenton Founders Fund for Youth Music Monterey
Boys & Girls Clubs of Monterey County	general operating support	500	4/23/2021	Anthony and Lary Lynn Muller Fund
Carmel Bach Festival	general operating support	50,000	4/23/2021	The Buffett Fund
Chartwell School	general operating support	10,000	4/23/2021	Colburn and Alana Jones Foundation
CHISPA	COVID-19 CHISPA emergency relief funds	30,000	4/23/2021	COVID-19 Relief Fund
Community Homeless Solutions	operating support	30,000	4/23/2021	COVID-19 Relief Fund
Food Bank for Monterey County	general operating support	500	4/23/2021	Anthony and Lary Lynn Muller Fund
Foundation for Monterey County Free Libraries	general operating support	250	4/23/2021	Ben and Mary Ann Whitten Fund
Foundation for Monterey County Free Libraries	Safe reopening	12,000	4/23/2021	COVID-19 Relief Fund
Girls Inc. of the Central Coast	general operating support	250	4/23/2021	Ben and Mary Ann Whitten Fund
Hartnell College Foundation	COVID-19 financial and mental health aid	30,000	4/23/2021	COVID-19 Relief Fund
Hope, Horses and Kids	training & coaching to implement a board recruitment strategy	2,370	4/23/2021	General Endowment - Opportunity Fund
Latina Republic	Adelante! Virtual Tutoring Program - Monterey County	5,000	4/23/2021	General Endowment - Opportunity Fund
Malcolm Smith Motorsports Foundation	general operating support	5,000	4/23/2021	Carmel Gives Fund
Marine Corps Scholarship Foundation	general operating support	1,000	4/23/2021	Anthony and Lary Lynn Muller Fund
Meals on Wheels of the Monterey Peninsula	general operating support	500	4/23/2021	Anthony and Lary Lynn Muller Fund
Montage Health Foundation	general operating support	1,000	4/23/2021	Anthony and Lary Lynn Muller Fund
Monterey Bay Aquarium Foundation	general operating support	50,000	4/23/2021	The Buffett Fund
Monterey County Symphony Association	Specialized staff training: "Comeback Planning Sprint"	1,895	4/23/2021	Center for Nonprofit Excellence #7
Naval Postgraduate School Foundation	general operating support	500	4/23/2021	Anthony and Lary Lynn Muller Fund
Oregon Shakespeare Festival	general operating support	50,000	4/23/2021	The Buffett Fund
Planned Parenthood Mar Monte	general operating support	10,000	4/23/2021	The Buffett Fund

COMMUNITY FOUNDATION FOR MONTEREY COUNTY

GRANTS - APRIL 2021

Grantee	Program Name	Granted	Date	Fund
Salvation Army of Salinas California	Feeding program	30,000	4/23/2021	COVID-19 Relief Fund
Smithsonian Institution	to fund the National Numismatic Collection	40,000	4/23/2021	Howard Franklin Bowker Numismatic Fund
Specialized Helicopters	Isabella Corren Rowntree-Smith	500	4/23/2021	James Bliss & Annette Sward Scholarship Fund
St. Jude Children's Research Hospital	in support of the Coldwell Banker Supports St. Jude Program	5,000	4/23/2021	Carmel Gives Fund
The Friends of Woodmen Hall	general operating support	500	4/23/2021	Ramsey Shirk Fund
The Lutheran Church-Missouri Synod	in support of Here-I-Stand	500	4/23/2021	Huth Family Fund
Central Coast VNA and Hospice	Get COVERed for Covid! vaccination program	80,800	4/30/2021	COVID-19 Collaborative - Packard Funding
	Total Grants	1,346,708		
Interfund Grants				
Community Foundation for Monterey County	PASS TO COVID	16,600	4/9/2021	Pass Thru Fund
Community Foundation for Monterey County	PASS TO OPER	10,000	4/9/2021	Pass Thru Fund
Community Foundation for Monterey County	PASS TO FOOD	2,000	4/9/2021	Pass Thru Fund
Community Foundation for Monterey County	PFF TO CDNB	300	4/9/2021	Packer Family Foundation
Community Foundation for Monterey County	WHIT TO CFMCF	2,000	4/23/2021	Ben and Mary Ann Whitten Fund
Community Foundation for Monterey County	OPEN TO OPER	33,551	4/30/2021	Operating Endowment Fund
	Total Interfund Grants	64,451		
	Total Grants	1,411,159		