



*Here for Good*

**Community Foundation**  
for Monterey County

## **FINANCIAL STATEMENT**

**For the Two Months Ended February 28, 2021**

**COMMUNITY FOUNDATION FOR MONTEREY COUNTY  
FINANCIAL REPORTS  
For the Two Months Ended February 28, 2021**

**TABLE OF CONTENTS**

<b>Section I – Financial Reports</b>	Page(s)
Notes to Financial Statements	1 - 2
Statement of Financial Position	3 - 4
Statement of Activities	5 - 6
<b>Section II – Combined Operating Fund</b>	
Comparisons of Actual to Budget - Operating Fund	7
Operating Cash on Hand	8
<b>Section III – Fund Reports</b>	
Investment Holdings - Long Term Fund Portfolio	9
Investment Performance Report - Long Term Fund Portfolio	10 - 11
Investment Holdings - Medium Term Fund Portfolio	12
Investment Performance Report - Medium Term Fund Portfolio	13
Investment Holdings - ESG Fund Portfolio	14
Investment Performance Report - ESG Fund Portfolio	15
Investment Holdings - DRIM Portfolio	16
Investment Performance Report - DRIM Portfolio	17
Gifts Received – Current Month	18 - 20
Grants Approved – Current Month	21 - 28

**COMMUNITY FOUNDATION FOR MONTEREY COUNTY**  
**NOTES TO THE FINANCIAL STATEMENTS**  
**For the Two Months Ended February 28, 2021**

**Assets**

Total Assets through 2/28/2021 are \$344,066,738 a 19.76% increase since February 2020 and a 1.23% decrease since December 2020. (p. 4)

**Charitable Remainder Trusts (CRT) and Charitable Gift Annuities (CGA)**

The CRT and CGA funds have been adjusted to reflect the activity and balances per Kaspick & Company and the third-party account balances as of December 31, 2021. (p. 4)

**Realized and Unrealized Gains and Losses on Investments**

Net year-to-date realized gains were \$1,721, and unrealized gains were \$6,145,487, for a total gain of \$6,147,208. (p. 7)

**Operating Fund**

Total revenue was \$13,646 more than the budget, and total expenses were \$6,673 less than the budget. Unrealized losses were \$2,041 on the operating reserve held in the Medium-Term Fund portfolio. The actual net operating deficit is \$471,484 compared to a budgeted deficit of \$489,701. (p. 8)

**Note:** The Expendable Operating Cash-on-Hand is at 6.9 months, excluding the operating reserve of \$500,000, the building reserve of \$150,000, and including the PPP Loan of \$411,402, which is expected to be forgiven. (p. 9)

**Portfolio Performance**

The market value of the Long-Term Fund portfolio at 2/28/2021 was \$285,330,397. The one-year Total Return for the Long-Term Endowment Portfolio was 20.8% compared to the Policy Index of 18.9%. (p. 10-12)

The market value of the Medium-Term Fund portfolio at 2/28/2021 was \$8,943,637. The one-year Total Return for the Medium-Term Endowment Portfolio was 14.2% compared to the Policy Index of 11.8%. (p. 13-14)

The market value of the ESG Fund portfolio at 2/28/2021 was \$4,507,262. The one-year Total Return for the ESG Portfolio was 16.7% compared to the Policy Index of 18.4%. (p. 15-16)

The market value of the DRIM Fund portfolio at 2/28/2021 was \$2,523,741. The one-year Total Return for the DRIM Portfolio was 27.5% compared to the Policy Index of 41.1%. Due to the timing of the DRIM reports, there is a one-month lag in the performance reporting. (p. 17-18)

**Special Program Funds**

Special Program Funds include: Center for Nonprofit Excellence funded by the David and Lucile Packard Foundation; the College Futures Foundation program, funded by the College Futures Foundation; the Salinas Leadership project, funded by the James Irvine Foundation; and the Monterey County Gives annual campaign.

Total Special Program revenue was \$75,552 and total expenses were \$7,803,731, which includes \$7,702,746 in grants from the 2020 Monterey County Gives campaign. (p. 6-7)

**COMMUNITY FOUNDATION FOR MONTEREY COUNTY**  
**NOTES TO THE FINANCIAL STATEMENTS**  
**For the Two Months Ended February 28, 2021**

**Gifts, Pledges, Bequests, Future Funds Greater than \$25,000, and Grants**

Total new contributions for the month were \$1,183,070, including: (p. 18-20)

<b>Donor</b>	<b>Date</b>	<b>Amount</b>	<b>Fund</b>
Mr. & Mrs. Mark and Marilyn Dorman	2/1/2021	540,623	Howard Franklin Bowker Numismatic Projects Endowment
Mrs. Jackie A. Wendland	2/1/2021	30,000	The Jackie and Mark Wendland Fund
Mr. William Landreth	2/15/2021	250,000	The Landreth Family Fund
Public Health Institute	2/23/2021	240,000	COVID-19 Relief Fund

Grants to agencies for the month totaling \$11,429,461 were approved and recorded. (p. 21-28)

**COMMUNITY FOUNDATION FOR MONTEREY COUNTY**  
**STATEMENT OF FINANCIAL POSITION**  
**CONSOLIDATED - ALL FUNDS**  
For the Two Months Ended February 28, 2021 and February 28, 2020

	<b><u>COMBINED OPERATING</u></b>	<b><u>SPECIAL PROGRAMS</u></b>	<b><u>ENDOWMENT</u></b>	<b><u>NON ENDOWED</u></b>	<b><u>BEQUEST, CRT RECEIVABLES</u></b>	<b><u>TOTAL February 28, 2021</u></b>	<b><u>TOTAL February 28, 2020</u></b>
<b>ASSETS</b>							
<b>Cash:</b>							
Cash & Cash Equivalents	2,719,916	777,448	2,434,315	4,528,351	0	10,460,030	6,641,964
Investments - Long Term Fund Portfolio	0	0	193,460,508	91,869,889	0	285,330,397	228,288,699
Investments - Medium Term Fund Portfolio	696,932	0	0	8,237,706	0	8,934,637	7,843,864
Investments - ESG Fund Portfolio	0	0	3,506,748	1,000,514	0	4,507,262	3,663,989
Separately Invested - DRIM Portfolio	0	0	0	2,523,741	0	2,523,741	2,468,420
Separately Invested - Pony Trust	0	326,609	0	0	0	326,609	344,231
<b>Total Cash &amp; Investments</b>	<b>3,416,848</b>	<b>1,104,057</b>	<b>199,401,571</b>	<b>108,160,201</b>	<b>0</b>	<b>312,082,677</b>	<b>249,251,166</b>
<b>Accounts Receivable:</b>							
Pledges & Contributions Receivable	0	0	4,000	12,750	0	16,750	893,519
Bequests & Remainder Interest	0	0	0	0	0	0	264,615
Due from OPER	0	0	1,111,352	0	0	1,111,352	1,179,979
Investment in an LLC	0	0	1,837,500	0	0	1,837,500	0
Charitable Remainder Trusts	0	0	0	0	22,767,107	22,767,107	29,651,284
Charitable Gift Annuities	0	0	0	0	4,380,833	4,380,833	4,130,967
<b>Total Accounts Receivable</b>	<b>0</b>	<b>0</b>	<b>2,952,852</b>	<b>12,750</b>	<b>27,147,940</b>	<b>30,113,543</b>	<b>36,120,364</b>
<b>Other Assets:</b>							
Prepaid Expenses	7,344	0	0	0	0	7,344	53,219
Property-Net of Depreciation	1,863,175	0	0	0	0	1,863,175	1,875,359
<b>Total Other Assets</b>	<b>1,870,519</b>	<b>0</b>	<b>0</b>	<b>0</b>	<b>0</b>	<b>1,870,519</b>	<b>1,928,578</b>
<b>TOTAL ASSETS</b>	<b>5,287,367</b>	<b>1,104,057</b>	<b>202,354,423</b>	<b>108,172,951</b>	<b>27,147,940</b>	<b>344,066,738</b>	<b>287,300,108</b>

**COMMUNITY FOUNDATION FOR MONTEREY COUNTY**  
**STATEMENT OF FINANCIAL POSITION**  
**CONSOLIDATED - ALL FUNDS**  
**For the Two Months Ended February 28, 2021 and February 28, 2020**

	<b><u>COMBINED OPERATING</u></b>	<b><u>SPECIAL PROGRAMS</u></b>	<b><u>ENDOWMENT</u></b>	<b><u>NON ENDOWED</u></b>	<b><u>BEQUEST, CRT RECEIVABLES</u></b>	<b><u>TOTAL February 28, 2021</u></b>	<b><u>TOTAL February 28, 2020</u></b>
<b>LIABILITIES &amp; NET ASSETS</b>							
<b>Liabilities:</b>							
Grants Payable	0	260,838	503,849	594,750	0	1,359,437	623,700
Contingent Liabilities	0	0	0	0	15,800,949	15,800,949	21,524,020
Funds held as Agency Endowments	0	0	7,298,606	0	0	7,298,606	6,520,944
Funds held as Stewardship Funds	0	0	0	48,980,877	0	48,980,877	31,099,027
Payroll, Misc. and Accts Payable	1,662,056	9,458	0	0	0	1,671,514	1,331,187
<b>Total Liabilities</b>	<b>1,662,056</b>	<b>270,296</b>	<b>7,802,455</b>	<b>49,575,627</b>	<b>15,800,949</b>	<b>75,111,383</b>	<b>61,098,877</b>
<b>Net Assets:</b>							
Net Assets-Beginning Balance	4,096,794	8,564,097	187,812,660	59,130,323	12,310,359	271,914,234	230,335,563
Change in Net Assets -							
Current Year	(471,484)	(7,730,336)	6,739,308	(532,999)	(963,368)	(2,958,878)	(4,134,333)
<b>Total Net Assets</b>	<b>3,625,311</b>	<b>833,761</b>	<b>194,551,968</b>	<b>58,597,324</b>	<b>11,346,992</b>	<b>268,955,356</b>	<b>226,201,230</b>
<b>TOTAL LIABILITIES &amp; NET ASSETS</b>	<b>5,287,367</b>	<b>1,104,057</b>	<b>202,354,423</b>	<b>108,172,951</b>	<b>27,147,940</b>	<b>344,066,738</b>	<b>287,300,108</b>

**COMMUNITY FOUNDATION FOR MONTEREY COUNTY**  
**STATEMENT OF ACTIVITIES**  
**CONSOLIDATED - ALL FUNDS**  
**For the Two Months Ended February 28, 2021 and February 28, 2020**

	<b><u>COMBINED OPERATING</u></b>	<b><u>SPECIAL PROGRAMS</u></b>	<b><u>ENDOWMENT</u></b>	<b><u>NON ENDOWED</u></b>	<b><u>BEQUEST, CRT RECEIVABLES</u></b>	<b><u>TOTAL February 28, 2021</u></b>	<b><u>TOTAL February 28, 2020</u></b>
<b>SUPPORT AND REVENUE:</b>							
Contributions	19,112	64,130	574,857	1,081,586	0	1,739,685	14,852,167
Interfund Gifts	0	10,000	10,527	221,503	0	242,030	286,947
Pledge Payments Received	0	0	0	13,384	0	13,384	454,526
Future Contributions-A/R-Pledge-CRT-CGA	0	0	0	0	0	0	0
Contributions Received via Bequest	49,653	0	2,433,015	0	0	2,482,668	0
Change in Value, Split Interest Trusts, Future Assets	0	0	0	0	1,532,685	1,532,685	0
Gain/Loss on Sale of Property	0	0	0	0	0	0	2,164
Income from Related Party (LLC)	0	0	0	0	0	0	0
Interest & Dividend Income	1,116	1,422	145,486	73,648	0	221,672	292,429
Administrative Fees	1,132	0	0	0	0	1,132	18,181
Fees from Special Projects	0	0	0	0	0	0	3,330
Workshop and Contract Service Income	550	0	0	0	0	550	3,193
Misc Income/Returned Grants	13	0	0	0	0	13	13,088
<b>Total Support and Revenue</b>	<b>71,576</b>	<b>75,552</b>	<b>3,163,885</b>	<b>1,390,122</b>	<b>1,532,685</b>	<b>6,233,820</b>	<b>15,926,025</b>
<b>EXPENSES:</b>							
<b>Operating Expenses and Distributions:</b>							
Salaries & Benefits	394,287	0	0	0	0	394,287	374,899
Administrative Costs	114,582	81,017	0	0	0	195,599	137,161
Occupancy Costs	19,388	0	0	0	0	19,388	41,514
Development Expenses	12,594	6,050	0	0	0	18,644	32,095
Board & Committee Expenses	108	0	0	0	0	108	518
<b>Total Operating Expenses</b>	<b>540,959</b>	<b>87,067</b>	<b>0</b>	<b>0</b>	<b>0</b>	<b>628,026</b>	<b>586,187</b>

**COMMUNITY FOUNDATION FOR MONTEREY COUNTY**  
**STATEMENT OF ACTIVITIES**  
**CONSOLIDATED - ALL FUNDS**  
**For the Two Months Ended February 28, 2021 and February 28, 2020**

	<b><u>COMBINED OPERATING</u></b>	<b><u>SPECIAL PROGRAMS</u></b>	<b><u>ENDOWMENT</u></b>	<b><u>NON ENDOWED</u></b>	<b><u>BEQUEST, CRT RECEIVABLES</u></b>	<b><u>TOTAL February 28, 2021</u></b>	<b><u>TOTAL February 28, 2020</u></b>
<b>Grants and Grant Related Expenses:</b>							
Grants	0	7,666,815	249,766	3,976,060	0	11,892,642	6,812,233
Interfund Grants	0	40,930	160,000	41,100	0	242,030	286,947
Pledge Payments Paid	0	0	0	0	13,384	13,384	454,526
Bequests Payments/Transfers	0	0	0	0	2,482,668	2,482,668	0
Other Expenses	0	8,725	0	19,000	0	27,725	40,787
Other Payments/Transfers	0	0	99,594	(99,594)	0	0	0
Grant Related Expenses	0	0	0	0	0	0	0
Administrative Fees	0	193	0	782	0	975	18,181
Fees to Managers	60	0	35,103	17,292	0	52,455	59,711
<b>Total Grants and Grant Related Expenses</b>	<b>60</b>	<b>7,716,664</b>	<b>544,464</b>	<b>3,954,640</b>	<b>2,496,053</b>	<b>14,711,880</b>	<b>7,672,384</b>
<b>Total Expenses and Grants</b>	<b>541,019</b>	<b>7,803,731</b>	<b>544,464</b>	<b>3,954,640</b>	<b>2,496,053</b>	<b>15,339,906</b>	<b>8,258,571</b>
<b>Excess of Revenues (Expenses)</b>							
Before Gains on Investments & Transfers	(469,443)	(7,728,179)	2,619,422	(2,564,518)	(963,368)	(9,106,086)	7,667,453
<b>GAINS(LOSS) ON INVESTMENTS:</b>							
Realized-Gain (Loss)	0	0	0	1,721	0	1,721	(21,164)
Unrealized-Gain(Loss)	(2,041)	(2,156)	4,119,887	2,029,798	0	6,145,487	(11,780,623)
<b>Total Gain/(Loss) on Investments</b>	<b>(2,041)</b>	<b>(2,156)</b>	<b>4,119,887</b>	<b>2,031,519</b>	<b>0</b>	<b>6,147,208</b>	<b>(11,801,786)</b>
<b>Change in Net Assets</b>	<b>(471,484)</b>	<b>(7,730,336)</b>	<b>6,739,308</b>	<b>(532,999)</b>	<b>(963,368)</b>	<b>(2,958,878)</b>	<b>(4,134,333)</b>
<b>Net Assets Beginning of Year</b>	<b>4,096,794</b>	<b>8,564,097</b>	<b>187,812,660</b>	<b>59,130,323</b>	<b>12,310,359</b>	<b>271,914,234</b>	<b>230,335,563</b>
<b>Net Assets, End of Period</b>	<b>3,625,311</b>	<b>833,761</b>	<b>194,551,968</b>	<b>58,597,324</b>	<b>11,346,992</b>	<b>268,955,356</b>	<b>226,201,230</b>



**COMMUNITY FOUNDATION FOR MONTEREY COUNTY**  
**Combined Operating Fund Budget vs. Actual**

**For the Two Months Ended February 28, 2021 and February 28, 2020**

	Year-To-Date			YTD Actual 2/28/2020
	Actual	Budget	Variance	
<b>REVENUE</b>				
Contributions - Foundations	7,467	0	7,467	11,673
Contributions - Indiv/Corp	11,645	7,000	4,645	1,150
Contributions - Interfund	0	0	0	0
Bequests Received	49,653	49,700	(47)	0
Admin Fees	1,132	400	732	18,181
Special Project Fees	0	0	0	3,330
Workshops/Contracts	550	0	550	3,193
Miscellaneous Income	13	830	(817)	13,088
Interest and Dividends	1,116	0	1,116	10,037
<b>Total Revenue</b>	<b>71,576</b>	<b>57,930</b>	<b>13,646</b>	<b>60,652</b>
<b>EXPENSE</b>				
<b>Personnel</b>				
Salaries and Wages	293,159	318,600	(25,441)	287,789
Payroll Taxes	21,733	23,366	(1,633)	24,622
Insurance and Other Benefits	79,395	70,364	9,031	62,487
<b>Sub-total</b>	<b>394,287</b>	<b>412,330</b>	<b>(18,043)</b>	<b>374,899</b>
<b>Administrative</b>				
Supplies	1,372	2,000	(628)	5,205
Equip / Computer Maintenance	8,057	9,832	(1,775)	8,781
Bank Charges	4,946	2,500	2,446	2,459
Printing	3,415	4,000	(585)	963
Postage / Freight	11,330	3,832	7,498	2,670
Dues/Subscriptions	20,466	21,939	(1,473)	20,716
Services (legal, acct, consult)	41,996	27,100	14,896	24,038
D&O Insurance	0	0	0	0
Telecommunications	7,517	7,586	(69)	2,670
Conferences & Training	400	996	(596)	4,493
Miscellaneous	1,800	0	1,800	0
Depreciation	13,282	13,282	0	13,354
<b>Sub-total</b>	<b>114,582</b>	<b>93,067</b>	<b>21,515</b>	<b>85,349</b>
<b>Facilities</b>				
Property / Liability Insurance	0	0	0	10,765
Maintenance / Repairs	781	3,666	(2,885)	5,997
Janitorial & Landscaping	3,345	3,700	(355)	3,271
Rent	2,106	9,164	(7,058)	8,176
Mortgage, Interest & Property Taxes	7,490	7,469	20	7,922
Utilities	5,667	4,832	835	5,383
<b>Sub-total</b>	<b>19,388</b>	<b>28,831</b>	<b>(9,443)</b>	<b>41,514</b>
<b>Development, Program &amp; Staff</b>				
Donor Development	7,332	6,550	782	5,663
Advertising & Promotion	4,449	4,004	445	8,092
Mileage, Meals & Meetings	0	624	(624)	290
Workshops	0	200	(200)	4,659
Annual Meetings	0	0	0	1,080
75th Anniversary Expenses	0	0	0	0
Annual Report	0	0	0	1,340
Staff Recognition Expenses	813	325	488	1,307
Board & Committee Expenses	108	1,700	(1,592)	518
<b>Sub-total</b>	<b>12,702</b>	<b>13,403</b>	<b>(701)</b>	<b>22,949</b>
<b>Total Expenses</b>	<b>540,959</b>	<b>547,631</b>	<b>(6,673)</b>	<b>524,711</b>
<b>Net Income / (Loss) Before Investment Returns</b>	<b>(469,383)</b>	<b>(489,701)</b>	<b>20,319</b>	<b>(464,059)</b>
Realized Gains/(Losses)	(2,041)	0	(2,041)	(8,793)
Unrealized Gains/(Losses)	0	0	0	0
Investment Management Fee	60	0	60	55
<b>Net Income / (Loss) Including Investment Returns</b>	<b>(471,484)</b>	<b>(489,701)</b>	<b>18,218</b>	<b>(472,908)</b>

**COMMUNITY FOUNDATION FOR MONTEREY COUNTY**  
**Operating Cash on Hand and Reserves - February 2021**  
**With Projections through May 2021**

**Operating Cash on Hand:**

Cash & Cash Equivalents	3,416,848
Less: Liabilities, excluding future period loan payments	612,482
<b>Total Cash Available</b>	<b>2,804,366</b>

Add: Accounts Receivable	
Prepaid Expenses	7,344
<b>Total Accounts Receivable and Prepaid Expenses</b>	<b>7,344</b>

**Total Cash Expendable** **2,811,710**

**Restrictions on cash available**

Less: Building Reserve	(150,000)
Less: Donor Restricted Operating Reserve	(500,000)
<b>Total Restricted Cash</b>	<b>(650,000)</b>

**Unrestricted cash available** **2,161,710**

<i>Estimated revenue-Next Quarter</i>	<b>924,289</b>
<i>Estimated spending-Next Quarter</i>	<b>(1,020,285)</b>

**Estimated unrestricted cash remaining** **2,065,714**

**BUDGET**

<b>Notes:</b>	<b><u>2021</u></b>
Annual Expenses excluding depreciation	3,500,360
Capital Expenses-Depreciation	80,130
Total Cash needs	<b>3,580,490</b>

(1) One month reserve	298,374
(2) Six-month reserve	1,790,245
(3) Number of months of expendable cash on hand	<b>6.9</b>

COMMUNITY FOUNDATION FOR MONTEREY COUNTY  
LONG TERM INVESTMENT PORTFOLIO  
Activity for the Month of: February 2021

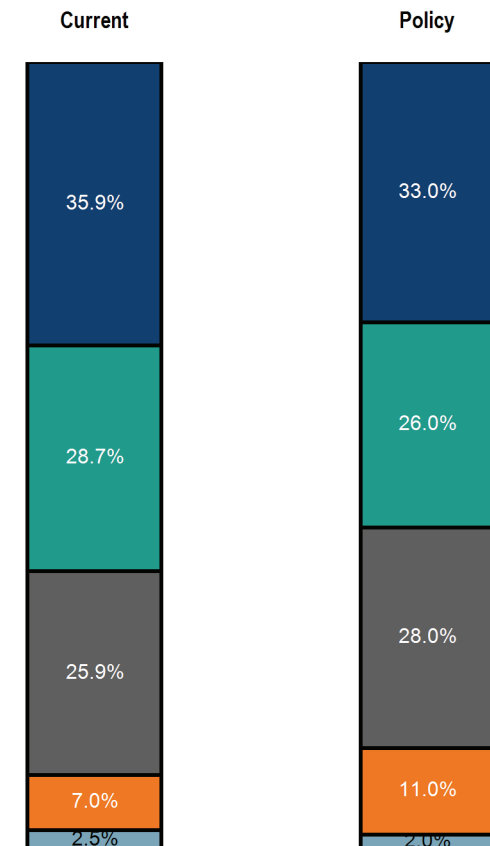
Market At Last Trade Date	Number of Shares	Code	Investment Account	Beginning Book	Beginning Market	Net Additions	Transfers	Interest & Dividends	Realized Gain(Loss)	Unrealized Gain(Loss)	Ending Book	Ending Market	Actual %	Board Policy
<b>CASH ACCOUNTS:</b>														
1.00	0.00	MS	Rabobank Endowment	(396,424)	(396,424)	799,545	0	0	0	0	405,204	405,204		
1.00	0	SWUXX	Schwab-MM/SWVXX	2,579,288	2,579,288	0	0	24	0	0	2,579,312	2,579,312		
1.00	0	SWUXX	Schwab Treasury-Cash	5,017,811	5,017,811	(459,393)	54,915	46	0	0	4,613,380	4,613,380		
			TOTAL CASH	7,200,676	7,200,676	340,152	54,915	69	0	0	7,597,896	7,597,896	2.7%	4.4%
<b>BOND ACCOUNTS:</b>														
14.43	1,620,410.25	DODIX	Dodge & Cox Income	22,222,151	23,641,785	0	0	0	0	(259,266)	22,222,151	23,382,520	8.2%	8.9%
12.04	2,512,138.83	JCBUX	JP Morgan Core Bond	29,814,172	30,673,215	0	(54,915)	54,915	0	(427,064)	29,814,172	30,246,152	10.6%	12.0%
27.96	365,138.67	VAIPX	Vanguard Inflation	10,094,912	10,388,195	0	0	0	0	(178,918)	10,094,912	10,209,277	3.6%	4.0%
10.98	905,625.84	VFSUX	Vanguard Short Term	9,695,177	9,979,997	0	0	0	0	(36,225)	9,695,177	9,943,772	3.5%	6.3%
			TOTAL BONDS	71,826,413	74,683,193	0	(54,915)	54,915	0	(901,472)	71,826,413	73,781,720	25.9%	31.2%
			TOTAL FIXED INC.	79,027,089	81,883,868	340,152	0	54,985	0	(901,472)	79,424,309	81,379,616	28.5%	35.6%
<b>ALTERNATIVE INVESTMENTS:</b>														
1,463.27	6,431.43	ASB	ASB Capital Management, LLC	8,600,000	9,292,204	0	0	0	0	0	8,600,000	9,292,204	3.3%	2.5%
38.52	113,148.39	DFREX	DFA Real Estate	3,457,214	4,246,459	0	0	0	0	112,017	3,457,214	4,358,476	1.5%	2.6%
124.46	35,680.91	VGSIX	Vanguard REIT Index	3,870,222	4,295,981	0	0	0	0	144,864	3,870,222	4,440,846	1.6%	2.6%
			TOTAL ALTERNATIVE	15,927,436	17,834,645	0	0	0	0	256,881	15,927,436	18,091,526	6.3%	7.7%
<b>COMMUNITY IMPACT INVESTMENTS:</b>														
			CA FarmLink	375,000	750,000	0	0	0	0	0	375,000	750,000	0.26%	
			Opportunity Fund	1,000,000	1,000,000	0	(2,083)	2,083	0	0	1,000,000	1,000,000	0.35%	
			TOTAL CII	1,375,000	1,750,000	0	(2,083)	2,083	0	0	1,375,000	1,750,000	0.61%	
<b>SMALL CAP:</b>														
105.09	96,594.00	IJR	iShares-S&P 600 Index	2,674,584	9,424,677	0	0	0	0	726,387	2,674,584	10,151,063	3.6%	2.9%
			TOTAL SMALL CAP	2,674,584	9,424,677	0	0	0	0	726,387	2,674,584	10,151,063	3.6%	2.9%
<b>MID CAP:</b>														
249.22	28,148.00	IJH	iShares-S&P 400 Index	1,366,803	6,565,521	0	0	0	0	449,524	1,366,803	7,015,045	2.5%	1.9%
			TOTAL MID CAP	1,366,803	6,565,521	0	0	0	0	449,524	1,366,803	7,015,045	2.5%	1.9%
<b>LARGE CAP:</b>														
210.43	54,858.95	DODGX	Dodge & Cox Stock Fund	7,429,054	10,540,049	0	0	0	0	1,003,919	7,429,054	11,543,968	4.0%	3.5%
143.56	61,368.00	IWD	iShares Russell 1000 Value	4,942,157	8,311,682	0	0	0	0	498,308	4,942,157	8,809,990	3.1%	2.8%
63.33	387,862.65	TRLGX	T Rowe Price	7,276,444	23,958,276	0	0	0	0	605,066	7,276,444	24,563,342	8.6%	6.7%
337.18	119,297.99	VINIX	Vanguard Index 500	18,194,954	39,144,056	0	0	0	0	1,080,840	18,194,954	40,224,896	14.1%	12.0%
			TOTAL LARGE CAP	37,842,608	81,954,063	0	0	0	0	3,188,132	37,842,608	85,142,196	29.8%	25.0%
<b>INTERNATIONAL:</b>														
69.59	285,166.61	AEPFX	EuroPacific	12,529,026	19,414,143	0	0	0	0	430,602	12,529,026	19,844,744	7.0%	5.3%
20.87	426,993.73	DFISX	DFA Int'l Small Co. Portfolio	7,955,743	8,608,194	0	0	0	0	303,166	7,955,743	8,911,359	3.1%	2.8%
45.76	400,808.66	DODFX	Dodge & Cox International	13,915,008	17,387,080	0	0	0	0	953,925	13,915,008	18,341,004	6.4%	4.5%
15.43	1,109,945.85	VTMGX	Vanguard Developed Mkts	12,965,120	16,704,685	0	0	0	0	421,779	12,965,120	17,126,464	6.0%	6.0%
52.49	334,871.00	VWO	Vanguard FTSE Emerging	13,005,253	17,306,133	0	0	0	0	271,246	13,005,253	17,577,379	6.2%	3.1%
			TOTAL INT'L	60,370,149	79,420,234	0	0	0	0	2,380,717	60,370,149	81,800,951	28.7%	21.7%
			TOTAL EQUITIES	118,181,581	195,199,140	0	0	0	0	7,001,641	118,181,581	203,950,781	65.1%	51.5%
			GRAND TOTALS	197,208,670	277,083,008	340,152	0	54,985	0	6,100,169	197,605,891	285,330,397	100.0%	94.8%

# Long-Term Portfolio

## Executive Summary - Preliminary (Net of Fees)

Period Ending: February 28, 2021

	Market Value	% of Portfolio	1 Mo	QTD	1 Yr	3 Yrs	5 Yrs	10 Yrs		Current	%	Policy	%
<b>Total Fund</b>	<b>285,006,884</b>	<b>100.0</b>	<b>2.2</b>	<b>2.2</b>	<b>20.8</b>	<b>8.1</b>	<b>10.5</b>	<b>7.0</b>					
<i>Policy Index</i>			1.3	1.4	18.9	8.1	10.1	7.0					
<i>60% MSCI ACWI/40% BBgBarc US Aggregate</i>			0.8	0.3	18.9	9.0	10.5	7.3					
<b>Domestic Equity</b>	<b>102,308,304</b>	<b>35.9</b>	<b>4.5</b>	<b>4.8</b>	<b>36.9</b>	<b>14.5</b>	<b>18.1</b>	<b>--</b>					
Vanguard Institutional Index I	40,224,896	14.1	2.8	1.7	31.3	14.1	16.8	13.4					
S&P 500			2.8	1.7	31.3	14.1	16.8	13.4					
T. Rowe Price Large-Cap Growth Fund - I Class	24,563,342	8.6	2.5	3.5	50.4	21.2	25.3	17.9					
Russell 1000 Growth			0.0	-0.8	44.3	21.0	22.2	16.4					
Dodge & Cox Stock	11,543,968	4.1	9.5	9.3	32.8	10.2	16.1	12.2					
Russell 1000 Value			6.0	5.1	22.2	8.2	12.0	10.4					
iShares Russell 1000 Value Index ETF	8,809,990	3.1	6.0	5.0	21.5	8.0	11.8	10.2					
Russell 1000 Value			6.0	5.1	22.2	8.2	12.0	10.4					
iShares S&P Midcap 400 Index Fund ETF	7,015,045	2.5	6.8	8.4	39.7	12.0	15.1	11.6					
S&P 400 MidCap			6.8	8.4	39.8	12.0	15.2	11.7					
iShares S&P Small Cap 600 Index ETF	10,151,063	3.6	7.7	14.4	46.6	13.2	16.6	12.9					
S&P 600 SmallCap			7.7	14.4	46.7	13.2	16.7	12.9					
<b>International Equity</b>	<b>81,800,951</b>	<b>28.7</b>	<b>3.0</b>	<b>2.8</b>	<b>30.3</b>	<b>5.8</b>	<b>12.3</b>	<b>--</b>					
Dodge & Cox International Stock	18,341,004	6.4	5.5	4.7	22.5	2.3	10.4	4.8					
MSCI ACWI ex USA Gross			2.0	2.2	26.7	5.9	11.7	5.3					
MSCI ACWI ex USA Value			4.3	4.2	18.2	0.7	8.5	2.7					
American Funds Europacific Growth F2	19,844,744	7.0	2.2	0.6	38.4	10.2	14.6	7.8					
MSCI ACWI ex USA Gross			2.0	2.2	26.7	5.9	11.7	5.3					
MSCI ACWI ex USA Growth			-0.4	0.2	33.4	9.9	13.7	6.8					
Vanguard Developed Market Index Adm	17,126,464	6.0	2.5	1.3	24.2	5.5	10.5	5.4					
Spliced Vanguard Developed Markets Index			2.4	1.5	25.3	5.1	10.3	5.4					
DFA International Small Company I	8,911,359	3.1	3.5	2.9	28.6	3.9	10.8	6.6					
MSCI World ex USA Small Cap			2.9	2.6	32.1	5.7	11.8	6.9					
Vanguard FTSE Emerging Markets ETF	17,577,379	6.2	1.6	4.7	32.4	6.5	14.3	3.9					
Spliced Vanguard Emerging Markets Stock Index			1.5	4.6	32.8	6.1	14.3	4.1					
<b>Domestic Fixed Income</b>	<b>\$73,781,720</b>	<b>25.9%</b>											
<b>Alternatives</b>	<b>\$19,915,233</b>	<b>7.0%</b>											
<b>Cash and Equivalents</b>	<b>\$7,200,676</b>	<b>2.5%</b>											
<b>Total</b>	<b>\$285,006,884</b>	<b>100.0%</b>											



The Policy Index consists of the following: 28% S&P 500, 2% S&P 400 Mid Cap, 3% S&P Small Cap 600, 17% MSCI ACWI Ex US, 3% MSCI EAFE Small Cap, 6% MSCI Emerging Markets Free, 20% BBgBarc US Aggregate, 4% BBgBarc US 1-5 Yr Credit, 4% BBgBarc US TIPS, 3% FTSE NAREIT, 6% NCREIF ODCE Net, 2% Annualized Return, 2% 91-Day Treasury Bills. Schwab cash values reflect transactions in transit as provided by CFMC. Gresham TAP liquidated 5/29/2020. DFA Emerging Markets liquidated 5/14/2020. All data is preliminary.

# Long-Term Portfolio

## Executive Summary - Preliminary (Net of Fees)

Period Ending: February 28, 2021

	Market Value	% of Portfolio	1 Mo	QTD	1 Yr	3 Yrs	5 Yrs	10 Yrs		Current	%	Policy	%
									<div></div> Domestic Equity	\$102,308,304	35.9%	\$94,052,272	33.0%
Domestic Fixed Income	73,781,720	25.9	-1.1	-1.4	3.8	5.6	4.2	--	<div></div> International Equity	\$81,800,951	28.7%	\$74,101,790	26.0%
Dodge & Cox Income	23,382,520	8.2	-1.1	-1.5	5.2	6.0	5.4	4.4	<div></div> Domestic Fixed Income	\$73,781,720	25.9%	\$79,801,927	28.0%
BBgBarc US Aggregate TR			-1.4	-2.2	1.4	5.3	3.6	3.6	<div></div> Alternatives	\$19,915,233	7.0%	\$31,350,757	11.0%
JP Morgan Core Bond R6	30,246,152	10.6	-1.2	-1.8	2.2	5.7	3.9	3.8	<div></div> Cash and Equivalents	\$7,200,676	2.5%	\$5,700,138	2.0%
BBgBarc US Aggregate TR			-1.4	-2.2	1.4	5.3	3.6	3.6	Total	\$285,006,884	100.0%	\$285,006,884	100.0%
Vanguard Short-Term Investment Grade Adm	9,943,772	3.5	-0.2	-0.2	3.4	4.2	3.2	2.7					
BBgBarc US Credit 1-5 Yr TR			-0.2	-0.3	3.1	4.4	3.3	2.9					
Vanguard Inflation-Protected Securities Adm	10,209,277	3.6	-1.7	-1.3	6.2	6.0	4.1	3.5					
BBgBarc US TIPS TR			-1.6	-1.3	5.8	6.1	4.3	3.6					
Alternatives	19,915,233	7.0	1.3	1.3	-0.6	0.9	3.3	--					
ASB Capital Management	9,365,911	3.3	0.0	0.0	1.3	3.5	3.7	9.0					
NCREIF ODCE Net			0.0	0.0	0.3	4.0	5.3	8.9					
DFA Real Estate Securities I	4,358,476	1.5	2.6	2.7	3.3	10.6	7.6	8.5					
Wilshire REIT			3.3	3.8	2.9	8.8	6.1	7.8					
Vanguard Real Estate Index Adm	4,440,846	1.6	3.4	3.4	4.8	10.5	7.2	8.2					
Spliced Vanguard Real Estate Index			3.4	3.4	5.0	10.6	7.3	8.3					
Wilshire REIT			3.3	3.8	2.9	8.8	6.1	7.8					
Community Impact Investments	1,750,000	0.6	0.0	0.0	2.0	--	--	--					
CA FarmLink	750,000	0.3	0.0	0.0	1.8	--	--	--					
2.5% Annualized Return Index			0.2	0.4	2.5	--	--	--					
Opportunity Fund	1,000,000	0.4	0.0	0.0	2.1	--	--	--					
2.5% Annualized Return Index			0.2	0.4	2.5	--	--	--					
Cash and Equivalents	7,200,676	2.5	0.0	0.0	0.1	0.5	0.4	--					
Schwab Value Advantage Money Premier	5,017,811	1.8	0.0	0.0	0.0	0.6	0.2	0.1					
First National Cash	0	0.0	0.0	0.0	0.0	0.0	0.0	--					
Rabobank Endowment	-396,424	-0.1	0.0	0.2	0.2	0.1	0.0	--					
Schwab Cash	2,579,288	0.9	0.0	0.0	0.0	0.6	0.4	0.2					
91 Day T-Bills			0.0	0.0	0.2	1.4	1.1	0.6					

35.9%

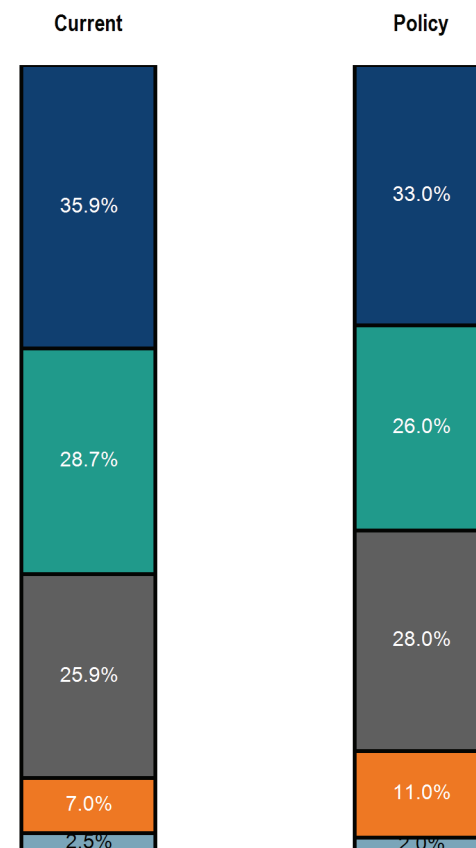
28.7%

25.9%

33.0%

26.0%

28.0%



The Policy Index consists of the following: 28% S&P 500, 2% S&P 400 Mid Cap, 3% S&P Small Cap 600, 17% MSCI ACWI Ex US, 3% MSCI EAFE Small Cap, 6% MSCI Emerging Markets Free, 20% BBgBarc US Aggregate, 4% BBgBarc US 1-5 Yr Credit, 4% BBgBarc US TIPS, 3% FTSE NAREIT, 6% NCREIF ODCE Net, 2% Annualized Return, 2% 91-Day Treasury Bills. Schwab cash values reflect transactions in transit as provided by CFMC. CA FarmLink and Opportunity Fund funded 1/31/2019. Gresham TAP liquidated 5/29/2020. DFA Emerging Markets liquidated 5/14/2020. ASB market value is as of 12/31/2020.

COMMUNITY FOUNDATION FOR MONTEREY COUNTY  
MEDIUM-TERM PORTFOLIO  
Activity for the Month of: February 2021

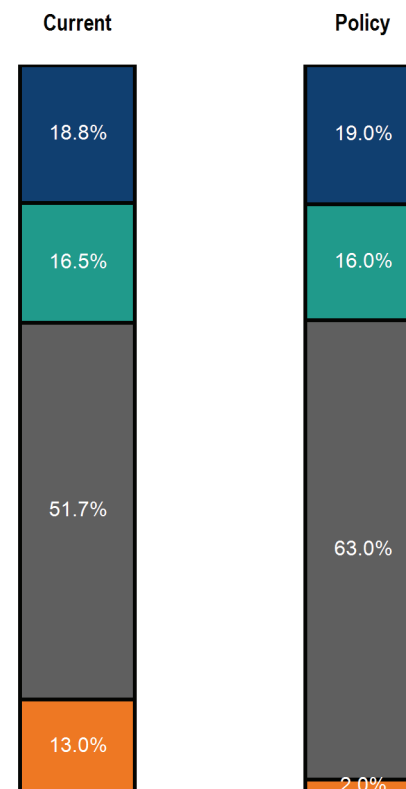
Market At Last Trade Date	Number of Shares	Code	Investment Account	Beginning Book	Beginning Market	Net Additions	Transfers	Interest & Dividends	Realized Gain(Loss)	Unrealized Gain(Loss)	Ending Book	Ending Market	Actual %	Board Policy
<u>CASH ACCOUNTS:</u>														
0.00	0.00	SWUXX	Schwab - Cash	1,163,627	1,163,627	(23,396)	8	8	0	0	1,140,239	1,140,239		
			TOTAL CASH	1,163,627	1,163,627	(23,396)	8	8	0	0	1,140,239	1,140,239	12.8%	0.0%
<u>BOND ACCOUNTS:</u>														
14.43	121,747.13	DODIX	Dodge & Cox Income Fund	1,677,777	1,776,291	0	0	0	0	(19,480)	1,677,777	1,756,811	19.7%	25.0%
10.98	103,053.40	VFSUX	Vanguard Short Term	1,102,378	1,135,648	0	0	0	0	(4,122)	1,102,378	1,131,526	12.7%	15.0%
11.32	153,738.68	VBTLX	Vanguard Total Bond Market Index	1,650,890	1,769,532	0	0	0	0	(29,210)	1,650,890	1,740,322	19.5%	25.0%
			TOTAL BONDS	4,431,046	4,681,471	0	0	0	0	(52,812)	4,431,046	4,628,659	51.8%	65.0%
			TOTAL FIXED INC.	5,594,673	5,845,098	(23,396)	8	8	0	(52,812)	5,571,285	5,768,898	64.6%	65.0%
<u>DOMESTIC:</u>														
178.59	9,442.38	VTHR	Vanguard Russell 3000	1,138,868	1,635,043	0	0	0	0	51,272	1,138,868	1,686,315	18.9%	19.0%
			TOTAL DOMESTIC	1,138,868	1,635,043	0	0	0	0	51,272	1,138,868	1,686,315	18.9%	19.0%
<u>INTERNATIONAL:</u>														
69.59	21,259.14	AEPFX	EuroPacific	1,071,695	1,447,323	0	0	0	0	32,101	1,071,695	1,479,424	16.6%	16.0%
			TOTAL INTERNATIONAL	1,071,695	1,447,323	0	0	0	0	32,101	1,071,695	1,479,424	16.6%	16.0%
			TOTAL EQUITIES	2,210,563	3,082,366	0	0	0	0	83,373	2,210,563	3,165,739	35.4%	35.0%
			GRAND TOTALS	7,805,235	8,927,464	(23,396)	8	8	0	30,561	7,781,847	8,934,637	100.0%	100.0%

# Medium Term Fund

## Executive Summary - Preliminary (Net of Fees)

Period Ending: February 28, 2021

	Market Value	% of Portfolio	1 Mo	QTD	1 Yr	3 Yrs	5 Yrs	10 Yrs		Current	%	Policy	%
<b>Total Fund</b>	<b>8,970,437</b>	<b>100.0</b>	<b>0.4</b>	<b>-0.2</b>	<b>14.2</b>	<b>7.8</b>	<b>--</b>	<b>--</b>					
<i>Policy Index</i>			0.2	-0.2	11.8	7.3	7.5	5.7					
<b>Domestic Equity</b>	<b>1,686,315</b>	<b>18.8</b>	<b>3.1</b>	<b>2.6</b>	<b>35.0</b>	<b>14.8</b>	<b>--</b>	<b>--</b>					
Vanguard Russell 3000	1,686,315	18.8	3.1	2.6	35.0	14.8	16.9	13.2		\$1,686,315	18.8%	\$1,702,025	19.0%
<i>Russell 3000</i>			3.1	2.7	35.3	15.0	17.4	13.4					
<b>International Equity</b>	<b>1,479,424</b>	<b>16.5</b>	<b>2.2</b>	<b>0.6</b>	<b>38.4</b>	<b>10.2</b>	<b>--</b>	<b>--</b>					
American Funds Europacific Growth F2	1,479,424	16.5	2.2	0.6	38.4	10.2	14.6	7.8		\$1,479,424	16.5%	\$1,433,284	16.0%
<i>MSCI ACWI ex USA Gross</i>			2.0	2.2	26.7	5.9	11.7	5.3					
<b>Domestic Fixed Income</b>	<b>4,628,659</b>	<b>51.6</b>	<b>-1.0</b>	<b>-1.5</b>	<b>3.3</b>	<b>5.3</b>	<b>--</b>	<b>--</b>					
Vanguard Total Bond Market Index	1,740,322	19.4	-1.5	-2.3	1.3	5.3	3.6	3.5		\$4,628,659	51.7%	\$5,643,556	63.0%
Dodge & Cox Income	1,756,811	19.6	-1.1	-1.5	5.2	6.0	5.4	4.4					
<i>BBGBarc US Aggregate TR</i>			-1.4	-2.2	1.4	5.3	3.6	3.6					
Vanguard Short-Term Investment Grade Adm	1,131,526	12.6	-0.2	-0.2	3.4	4.2	3.2	2.7		\$1,163,627	13.0%	\$179,161	2.0%
<i>BBGBarc US Credit 1-5 Yr TR</i>			-0.2	-0.3	3.1	4.4	3.3	2.9					
<b>Cash and Equivalents</b>	<b>1,176,039</b>	<b>13.1</b>	<b>0.0</b>	<b>0.0</b>	<b>0.0</b>	<b>0.3</b>	<b>--</b>	<b>--</b>					
Schwab Cash	1,163,627	13.0	0.0	0.0	0.0	0.3	--	--					
<i>91 Day T-Bills</i>			0.0	0.0	0.2	1.4	1.1	0.6					
<b>Total</b>	<b>\$8,958,025</b>	<b>100.0%</b>								<b>\$8,958,025</b>	<b>100.0%</b>	<b>\$8,958,025</b>	<b>100.0%</b>



Policy Index: 19% Russell 3000, 16% MSCI ACWI Ex US, 48% BBGBarc US Aggregate, 15% BBGBarc 1-5 Year Gov/Credit, 2% 91 Day T-Bill. Medium Pool portfolio funded 5/13/2016. Fund performance has been backfilled and represents actual performance for periods shown. All data is preliminary.

COMMUNITY FOUNDATION FOR MONTEREY COUNTY  
ESG FUND PORTFOLIO  
Activity for the Month of: February 2021

Market At Last Trade Date	Number of Shares	Code	Investment Account	Beginning Book	Beginning Market	Net Additions	Transfers	Interest & Dividends	Realized Gain(Loss)	Unrealized Gain(Loss)	Ending Book	Ending Market	Actual %	Board Policy
<u>CASH ACCOUNTS:</u>														
		SWUXX	Schwab - Cash	352,054	352,054	22,451	2,020	3	0	0	376,527	376,527	8.4%	0.0%
<u>BOND ACCOUNTS:</u>														
10.61	142,296.25	TSBIX	TIAA Social Choice Bond Fund	1,444,791	1,533,954	0	(2,020)	2,020	0	(24,190)	1,444,791	1,509,763	33.5%	40.0%
<u>DOMESTIC EQUITY:</u>														
25.42	61,792.07	TISCX	TIAA Social Choice Equity Fund	1,163,785	1,521,321	0	0	0	0	49,434	1,163,785	1,570,754	34.8%	35.0%
<u>INTERNATIONAL EQUITY:</u>														
12.43	84,490.52	TSONX	TIAA Social Choice International	899,233	1,028,250	0	0	0	0	21,968	899,233	1,050,217	23.3%	25.0%
GRAND TOTAL				3,507,810	4,083,524	0	(2,020)	2,020	0	47,211	3,507,810	4,507,262	100%	100%

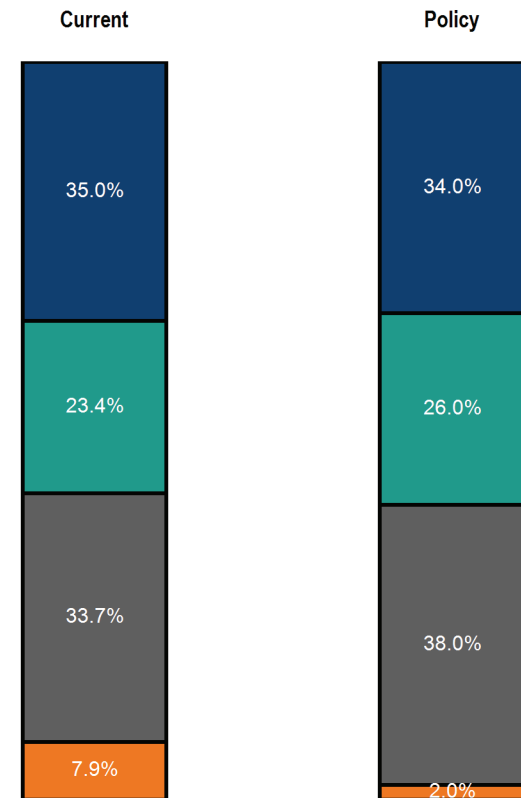


# ESG Portfolio

## Executive Summary - Preliminary (Net of Fees)

Period Ending: February 28, 2021

	Market Value	% of Portfolio	1 Mo	QTD	1 Yr	3 Yrs	5 Yrs	10 Yrs		Current	%	Policy	%
<b>Total Fund</b>	<b>4,485,642</b>	<b>100.0</b>	<b>1.1</b>	<b>0.6</b>	<b>16.7</b>	<b>8.3</b>	<b>--</b>	<b>--</b>	<b>Domestic Equity</b>	<b>\$1,570,754</b>	<b>35.0%</b>	<b>\$1,524,148</b>	<b>34.0%</b>
<i>Policy Index</i>			<i>1.1</i>	<i>0.4</i>	<i>18.4</i>	<i>8.9</i>	<i>10.1</i>	<i>7.7</i>	<b>International Equity</b>	<b>\$1,050,217</b>	<b>23.4%</b>	<b>\$1,165,525</b>	<b>26.0%</b>
<b>Domestic Equity</b>	<b>1,570,754</b>	<b>35.0</b>	<b>3.2</b>	<b>3.3</b>	<b>35.2</b>	<b>15.1</b>	<b>--</b>	<b>--</b>	<b>Domestic Fixed Income</b>	<b>\$1,509,763</b>	<b>33.7%</b>	<b>\$1,703,460</b>	<b>38.0%</b>
<i>TIAA CREF Social Choice Equity Fund</i>	<i>1,570,754</i>	<i>35.0</i>	<i>3.2</i>	<i>3.3</i>	<i>35.2</i>	<i>15.1</i>	<i>17.5</i>	<i>12.9</i>	<b>Cash and Equivalents</b>	<b>\$352,054</b>	<b>7.9%</b>	<b>\$89,656</b>	<b>2.0%</b>
<i>Russell 3000</i>			<i>3.1</i>	<i>2.7</i>	<i>35.3</i>	<i>15.0</i>	<i>17.4</i>	<i>13.4</i>	<b>Total</b>	<b>\$4,482,789</b>	<b>100.0%</b>	<b>\$4,482,789</b>	<b>100.0%</b>
<b>International Equity</b>	<b>1,050,217</b>	<b>23.4</b>	<b>2.1</b>	<b>0.4</b>	<b>22.0</b>	<b>5.6</b>	<b>--</b>	<b>--</b>					
<i>TIAA CREF Social Choice International Equity Fund</i>	<i>1,050,217</i>	<i>23.4</i>	<i>2.1</i>	<i>0.4</i>	<i>22.0</i>	<i>5.6</i>	<i>10.1</i>	<i>--</i>					
<i>MSCI EAFE Gross</i>			<i>2.3</i>	<i>1.2</i>	<i>23.0</i>	<i>5.1</i>	<i>10.3</i>	<i>5.5</i>					
<b>Domestic Fixed Income</b>	<b>1,509,763</b>	<b>33.7</b>	<b>-1.4</b>	<b>-1.9</b>	<b>1.6</b>	<b>5.3</b>	<b>--</b>	<b>--</b>					
<i>TIAA CREF Social Bond Fund</i>	<i>1,509,763</i>	<i>33.7</i>	<i>-1.4</i>	<i>-1.9</i>	<i>1.6</i>	<i>5.3</i>	<i>4.0</i>	<i>--</i>					
<i>BBgBarc US Aggregate TR</i>			<i>-1.4</i>	<i>-2.2</i>	<i>1.4</i>	<i>5.3</i>	<i>3.6</i>	<i>3.6</i>					
<b>Cash and Equivalents</b>	<b>354,907</b>	<b>7.9</b>	<b>0.0</b>	<b>0.0</b>	<b>0.0</b>	<b>0.2</b>	<b>--</b>	<b>--</b>					
<i>Schwab Cash</i>	<i>352,054</i>	<i>7.8</i>	<i>0.0</i>	<i>0.0</i>	<i>0.0</i>	<i>0.2</i>	<i>--</i>	<i>--</i>					
<i>91 Day T-Bills</i>			<i>0.0</i>	<i>0.0</i>	<i>0.2</i>	<i>1.4</i>	<i>1.1</i>	<i>0.6</i>					



Policy Index: 34% Russell 3000, 26% MSCI EAFE, 38% BBgBarc US Aggregate, 2% 91 Day T-Bill. ESG Pool portfolio funded 9/29/2016. Fund performance has been backfilled and represents actual performance for periods shown. All data is preliminary.

COMMUNITY FOUNDATION FOR MONTEREY COUNTY  
 DRIM INVESTMENT PORTFOLIO  
 Activity for the Month of: February 2021

Market At Last Trade Date	Number of Shares	Code	Investment Account	Beginning Book	Beginning Market	Net Additions	Transfers	Interest & Dividends	Realized Gain(Loss)	Unrealized Gain(Loss)	Ending Book	Ending Market	Actual %
<b>CASH ACCOUNTS:</b>													
			Schwab - Cash	396,265	396,265	0	1,845	4	0	0	398,114	398,114	
			<b>TOTAL CASH</b>	<b>396,265</b>	<b>396,265</b>	<b>0</b>	<b>1,845</b>	<b>4</b>	<b>0</b>	<b>0</b>	<b>398,114</b>	<b>398,114</b>	<b>15.8%</b>
<b>EQUITIES</b>													
61.94	1,800.00	FIX	Comfort Systems USA	100,349	99,774	0	0	0	0	11,718	100,349	111,492	4.4%
88.33	3,000.00	FN	Fabrinet	149,560	236,820	0	0	0	0	28,170	149,560	264,990	10.5%
87.35	2,000.00	ROCK	Gibraltar Industries	100,099	179,260	0	0	0	0	(4,560)	100,099	174,700	6.9%
56.23	5,600.00	HASI	Hannon Armstrong	131,358	331,240	0	0	0	0	(16,352)	131,358	314,888	12.5%
216.80	750.00	HELE	Helen of Troy, LTD	103,793	183,188	0	0	0	0	(20,588)	103,793	162,600	6.4%
109.25	2,500.00	LGIH	LGI Homes, Inc.	103,437	266,775	0	0	0	0	6,350	103,437	273,125	10.8%
36.99	3,100.00	SHOO	Madden Steven, LTD	99,477	104,160	0	0	0	0	10,509	99,477	114,669	4.5%
103.26	1,900.00	NVEE	NV5 Global, Inc.	138,054	165,927	0	0	0	0	30,267	138,054	196,194	7.8%
74.71	2,000.00	WNS	WNS Holdings, LTD	96,064	134,360	0	0	0	0	15,060	96,064	149,420	5.9%
72.64	3,000.00	NEP	Nextera Energy Partners, LP	136,772	244,500	0	(1,845)	1,845	0	(26,580)	136,772	217,920	8.6%
161.81	900.00	GLD	SPDR Gold	131,387	155,349	0	0	0	0	(9,720)	131,387	145,629	5.8%
			<b>TOTAL EQUITIES</b>	<b>1,290,350</b>	<b>2,101,353</b>	<b>0</b>	<b>(1,845)</b>	<b>1,845</b>	<b>0</b>	<b>24,275</b>	<b>1,290,350</b>	<b>2,125,627</b>	
<b>GRAND TOTALS</b>													
				<b>1,686,615</b>	<b>2,497,618</b>	<b>0</b>	<b>0</b>	<b>1,849</b>	<b>0</b>	<b>24,275</b>	<b>1,688,464</b>	<b>2,523,741</b>	<b>100.0%</b>

# DRIM Review 2/28/2021



## Neumeier Poma Investment Counsel (market value \$2,523,741)

### PERFORMANCE

	1 MO	YTD	1 YR	SINCE INCEPTION (6/26/18)
DRIM Provider	1.1%	4.3%	27.5%	11.8%
Policy Index (Russell 2000 Value)	9.4%	15.2%	41.1%	7.3%
Foundation	2.2%	2.2%	20.8%	--

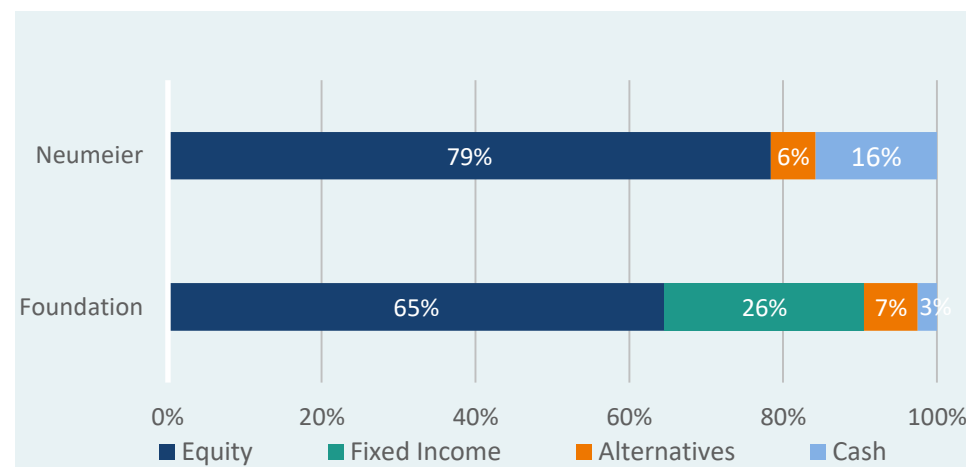
### LARGEST HOLDINGS

	WEIGHT	% GAIN/LOSS
Money Market Fund	15.8%	--
Hannon Armstrong	12.5%	139.7%
LGI Homes	10.8%	164.0%
Fabrinet	10.5%	77.2%
Nextera Energy	8.6%	59.3%
NV5 Global	7.8%	42.1%

### ASSET ALLOCATION VS. MIN/MAX RANGE

ASSET CLASS	CURRENT	MIN	MAX
Equities	78.5%	70%	90%
Fixed Income	0%	0%	0%
Alternatives	5.8%	0%	0%
Cash & Equivalents	15.8%	10%	30%

### ASSET ALLOCATION VS. FOUNDATION



Donor fund inception date: 6/26/2018. Returns 1 year and longer are annualized.

Note: During a quarterly review, the investment committee will also generally have the DRIM providers report for expanded detail.

**COMMUNITY FOUNDATION FOR MONTEREY COUNTY**  
**GIFTS - February 2021**

<b>Donor</b>	<b>Date</b>	<b>Amount</b>	<b>Fund</b>
Mr. & Mrs. Mark and Marilyn Dorman	2/1/2021	540,623	Howard Franklin Bowker Numismatic Projects Endowment Fund
Mr. & Mrs. David S. and Patty M. Parker	2/1/2021	1,000	Pacific Grove Public Library Foundation Fund
YourCause-Blackbaud Giving Fund-Zalan	2/1/2021	1,500	Pass Thru Fund
Old Republic Title Company	2/1/2021	783	Sea Haven Fund
Estate of Mrs. Robert Stanton	2/1/2021	2,286	The Fund for Monterey County
Mrs. Jackie A. Wendland	2/1/2021	30,000	The Jackie and Mark Wendland Fund
Old Republic Title Company	2/2/2021	998	Sea Haven Fund
Ms. Nancy Scott	2/4/2021	100	Chip Hooper Foundation
Mr. & Mrs. Todd H. and Linda Norgaard	2/4/2021	10,000	Chris's Fund
Mr. Walter R., Jr. and Jane Barry	2/5/2021	5,000	The Fund for Monterey County
Mr. & Mrs. Dan and Dasha Keig	2/7/2021	1,000	Carmel Gives Fund
Silicon Valley CF - Cotter Charitable Foundation	2/8/2021	10,000	Big Sur Disaster Relief Fund
Mr. & Mrs. Brent and Maureen Eastman	2/8/2021	200	California Rodeo Salinas Scholarship Fund
Mr. Thomas Eagleton	2/8/2021	600	COVID-19 Relief Fund
Schwab Charitable - William Baerg Donor Fund	2/8/2021	1,000	Operating Fund
Ms. Anna Patterson	2/8/2021	150	Park It! Stewardship Fund
Mr. Eric Barnes	2/8/2021	100	R. J. Harper Memorial Scholarship Fund
Schwab Charitable - Anonymous	2/9/2021	25,000	Pass Thru Fund
Mr. John Day	2/9/2021	10	The Fund for Homeless Women Non-Endowed Fund
Mr. Frank W. Strehlitz	2/10/2021	2,000	Carl Young Memorial Earth Science Endowment Fund
Ms. Jennifer Racoosin	2/10/2021	25	COVID-19 Relief Fund
Ms. Jennifer Racoosin	2/10/2021	55	COVID-19 Relief Fund
Ms. Christina DeMaria	2/10/2021	20	Girls' Health in Girls' Hands Scholarship Fund
Old Republic Title Company	2/11/2021	2,037	Carmel Gives Fund
Mr. Cody West	2/11/2021	400	Maija, Eva and Cody West Family Fund
Mr. Kevin Causey	2/11/2021	250	Pacific Grove Public Library Foundation Fund
Anthea Stratigos	2/12/2021	1,000	Casa de Noche Buena Special Purpose Fund
Mr. & Mrs. Manuel and Susan Osorio	2/12/2021	83	Northern Monterey County Foundation - Nonendowed
Anonymous	2/12/2021	500	Operating Fund
Mr. & Mrs. Michael and Karen Gunby	2/12/2021	200	Pacific Grove Public Library Foundation Fund
Mr. Benjamin Sloss	2/15/2021	100	Monterey County Fire Relief Fund
Mr. & Mrs. Earl Wayne and Linda Cruzan	2/15/2021	85	Monterey Public Library Fund
Mr. William Landreth	2/15/2021	250,000	The Landreth Family Fund
Church in the Forest	2/16/2021	2,000	Church in the Forest Fund for the Future
Ms. Nancy Foster	2/16/2021	50	Operating Fund

**COMMUNITY FOUNDATION FOR MONTEREY COUNTY**  
**GIFTS - February 2021**

<b>Donor</b>	<b>Date</b>	<b>Amount</b>	<b>Fund</b>
Old Republic Title Company	2/16/2021	1,069	Sea Haven Fund
Morgens West Foundation	2/16/2021	5,000	The Fund for Monterey County
Mr. & Mrs. Daniel T. and Linda O'Brien	2/16/2021	200	The Fund for Monterey County
Ms. Natalya Livingston	2/16/2021	250	The Fund for Monterey County
Mrs. Laura N. Gularte	2/16/2021	100	Tom Grainger Memorial Fund
Phil and Mal Noonan	2/18/2021	100	California Rodeo Salinas Fund
Old Republic Title Company	2/18/2021	1,201	Sea Haven Fund
Network for Good	2/19/2021	25	COVID-19 Relief Fund
Graniterock	2/19/2021	1,000	Northern Monterey County Foundation - Nonendowed
Mr. & Mrs. Kevin and Mary O'Brien	2/19/2021	500	The Fund for Homeless Women Non-Endowed Fund
Old Republic Title Company	2/22/2021	760	Carmel Gives Fund
Old Republic Title Company	2/22/2021	4,941	Carmel Gives Fund
Old Republic Title Company	2/22/2021	1,084	Carmel Gives Fund
Old Republic Title Company	2/22/2021	903	Carmel Gives Fund
Old Republic Title Company	2/22/2021	17,850	Carmel Gives Fund
Old Republic Title Company	2/22/2021	1,089	Carmel Gives Fund
Anonymous	2/22/2021	100	COVID-19 Relief Fund
Mr. Mark Benoit	2/22/2021	200	Dr. Gladys M. Olvis Scholarship Fund
Ms. Noreen Erwin	2/22/2021	25	Dr. Gladys M. Olvis Scholarship Fund
Ms. DeeAnn L. Thompson	2/22/2021	25	Girls' Health in Girls' Hands Scholarship Fund
Ms. Robin Venuti	2/22/2021	20	Girls' Health in Girls' Hands Scholarship Fund
Bright Funds	2/22/2021	240	Monterey County Fire Relief Fund
Mr. & Mrs. Tom and Melody Shepherd	2/22/2021	1,000	Southern Monterey County Foundation
Mr. Stan M. Clark	2/22/2021	2,000	Southern Monterey County Foundation
Temple Beth El	2/22/2021	100	Temple Beth El Stewardship Fund
Mr. & Mrs. Richard J. and M. Jacqueline Fineberg	2/22/2021	300	The Morse Foundation Stewardship Fund
Public Health Institute	2/23/2021	240,000	COVID-19 Relief Fund
Chicago Title Company	2/24/2021	1,009	Carmel Gives Fund
Fidelity Charitable - Anonymous	2/24/2021	200	Operating Fund
Fidelity Charitable - Stahl Family Charitable Fund	2/26/2021	1,000	Operating Fund
Ms. Kathryn N. Varner	2/26/2021	5,000	Operating Fund
Old Republic Title Company	2/26/2021	1,024	Sea Haven Fund
The O'Brien Family Trust	2/26/2021	500	The Fund for Monterey County
Mr. & Mrs. Chuck and Ramona Allen	2/28/2021	5,000	Northern Monterey County Foundation - Nonendowed
Mr. Earl S. Cory	2/28/2021	50	Pacific Grove Public Library Foundation Fund

**COMMUNITY FOUNDATION FOR MONTEREY COUNTY**  
**GIFTS - February 2021**

<b>Donor</b>	<b>Date</b>	<b>Amount</b>	<b>Fund</b>
Mr. Johnny Apodaca	2/28/2021	50	The Fund for Homeless Women Non-Endowed Fund
	<b>Total</b>	<b>1,183,070</b>	
<b>Interfund Gifts</b>			
Community Foundation for Monterey County	2/12/2021	1,000	COVID-19 Relief Fund
Community Foundation for Monterey County	2/12/2021	10,000	COVID-19 Relief Fund
Community Foundation for Monterey County	2/12/2021	100	Cappy Martin/Vernon Hurd Monterey Rotary Club Fund
Community Foundation for Monterey County	2/25/2021	30,503	Early Childhood Equity Stewardship Fund
Community Foundation for Monterey County	2/25/2021	10,427	Monterey County Tolerance and Acceptance Fund
Community Foundation for Monterey County	2/26/2021	10,000	General Endowment-NGP Grants
Community Foundation for Monterey County	2/26/2021	150,000	General Endowment - Opportunity Fund
	<b>Total</b>	<b>212,030</b>	
	<b>Total Gifts</b>	<b>1,395,100</b>	

**COMMUNITY FOUNDATION FOR MONTEREY COUNTY**

**GRANTS - February 2021**

<b>Grantee</b>	<b>Program Name</b>	<b>Granted</b>	<b>Date</b>	<b>Fund</b>
Community Association of Big Sur	purchase of 45955 Pfeiffer Ridge Road	2,030,209	2/5/2021	Anonymous Fund
Living Breath Foundation	in support of Golf Shootout Fundraiser	2,500	2/12/2021	Carmel Gives Fund
Carmel Valley Manor	to the Carmel Valley Manor Foundation Operating Fund	3,000	2/12/2021	Carmel Valley Manor Foundation Stewardship Fund
Carmel Valley Manor	to the Carmel Valley Manor Operating Fund	49,545	2/12/2021	Carmel Valley Manor Foundation Stewardship Fund
Ave Maria Senior Living	Chris' Fund music program	3,000	2/12/2021	Chris's Fund
Community Emergency Response Volunteers	financial assistance to families impacted by the Carmel Fire	38,000	2/12/2021	Community Fund for Carmel Valley - Nonendowed
ACTION Council of Monterey County	Action Council (BHC & Mujeres en Accion) Community Health Worker COVID 19 Stop the Spread Campaign	536,520	2/12/2021	COVID-19 Collaborative Community Health Workers
Center for Community Advocacy	Campaign	155,580	2/12/2021	COVID-19 Collaborative Community Health Workers
Centro Binacional para el Desarrollo Indigena Oaxaqueo	Centro Binacional para el Desarrollo Indigena Oaxaqueo	112,460	2/12/2021	COVID-19 Collaborative Community Health Workers
City of Gonzales	City of Gonzales: CHW Project	40,970	2/12/2021	COVID-19 Collaborative Community Health Workers
Organizacion en California de Lideres Campesinas, Inc.	Lideres Campesinas Increasing Covid19 Awareness and Access to Resources	242,390	2/12/2021	COVID-19 Collaborative Community Health Workers
Catholic Charities Of The Diocese Of Monterey	COVID-19 support for families and funeral costs	30,000	2/12/2021	COVID-19 Relief Fund
Coalition of Homeless Services Providers	Countywide sanitation stations for people experiencing homelessness	26,000	2/12/2021	COVID-19 Relief Fund
Martha's Kitchen	Monterey County Meal Program	10,000	2/12/2021	COVID-19 Relief Fund
Order of Malta Western Association	Hygiene Kit distribution in Monterey County	5,000	2/12/2021	COVID-19 Relief Fund
KAZU-FM Radio 90.3	general operating support	500	2/12/2021	Huth Family Fund
KDFC	general operating support	500	2/12/2021	Huth Family Fund
KQED, Inc.	general operating support	500	2/12/2021	Huth Family Fund
Monterey County Pops!	general operating support	500	2/12/2021	Huth Family Fund
Monterey County Symphony Association	general operating support	500	2/12/2021	Huth Family Fund
Orchestra in the Schools	general operating support	500	2/12/2021	Huth Family Fund
Pacific Repertory Theatre	general operating support	500	2/12/2021	Huth Family Fund
Sabu Shake Sr. Memorial Foundation	general operating support	500	2/12/2021	Huth Family Fund
St. Luke's Lutheran Church and School	general operating support	500	2/12/2021	Huth Family Fund
The Lutheran Church-Missouri Synod	general operating support	1,000	2/12/2021	Huth Family Fund
Food Bank for Monterey County	general operating support	1,000	2/12/2021	James W. Sullivan and Catherine Brennan Family Fund
CSUMB Panetta Institute for Public Policy	annual gift; general operating support	1,000	2/12/2021	Joseph and Elizabeth Heston Family Foundation
Montage Health Foundation	annual gift; general operating support	1,000	2/12/2021	Joseph and Elizabeth Heston Family Foundation
Monterey County Symphony Association	annual gift; general operating support	1,000	2/12/2021	Joseph and Elizabeth Heston Family Foundation
Salvation Army - Monterey Peninsula Corps	annual gift to the general fund	2,000	2/12/2021	Joseph and Elizabeth Heston Family Foundation
United Way Monterey County	annual gift; general operating support	10,000	2/12/2021	Joseph and Elizabeth Heston Family Foundation
Youth Music Monterey	annual gift; general operating support	1,000	2/12/2021	Joseph and Elizabeth Heston Family Foundation
Rose-Hulman Institute of Technology	Colby Morales	750	2/12/2021	Matthew Paul Finnigan Memorial Scholarship Fund
Food Bank for Monterey County	general support	10,000	2/12/2021	McMahan Family Fund
Institute of American Indian Arts Foundation	Student Emergency Fund	1,000	2/12/2021	Neidel Family Fund
Museum of New Mexico Foundation	general operating support	1,000	2/12/2021	Neidel Family Fund
Alliance On Aging Inc	general operating support	30	2/12/2021	Pass Thru Fund

**COMMUNITY FOUNDATION FOR MONTEREY COUNTY**

**GRANTS - February 2021**

<b>Grantee</b>	<b>Program Name</b>	<b>Granted</b>	<b>Date</b>	<b>Fund</b>
Animal Friends Rescue Project	general operating support	30	2/12/2021	Pass Thru Fund
Better World Fund	general operating support	50	2/12/2021	Pass Thru Fund
Big Sur Land Trust	general operating support	250	2/12/2021	Pass Thru Fund
Big Sur Land Trust	general operating support	40	2/12/2021	Pass Thru Fund
Boys & Girls Clubs of Monterey County	general operating support	500	2/12/2021	Pass Thru Fund
Carmel Foundation	general operating support	200	2/12/2021	Pass Thru Fund
CASA of Monterey County	general operating support	250	2/12/2021	Pass Thru Fund
Chamber Music Monterey Bay	general operating support	2,000	2/12/2021	Pass Thru Fund
Cornell University	general operating support	500	2/12/2021	Pass Thru Fund
Food Bank for Monterey County	general operating support	100	2/12/2021	Pass Thru Fund
Food Bank for Monterey County	general operating support	30	2/12/2021	Pass Thru Fund
Foundation for Monterey County Free Libraries	general operating support	40	2/12/2021	Pass Thru Fund
Franciscan Workers of Junipero Serra	general operating support	30	2/12/2021	Pass Thru Fund
Franciscan Workers of Junipero Serra	general operating support	250	2/12/2021	Pass Thru Fund
Friends of the Pacific Grove Library	general operating support	40	2/12/2021	Pass Thru Fund
Gathering for Women-Monterey	general operating support	50	2/12/2021	Pass Thru Fund
Henry Miller Memorial Library	general operating support	100	2/12/2021	Pass Thru Fund
I-HELP/Outreach Unlimited	general operating support	30	2/12/2021	Pass Thru Fund
Interim, Inc.	general operating support	30	2/12/2021	Pass Thru Fund
KAZU-FM Radio 90.3	general operating support	100	2/12/2021	Pass Thru Fund
KAZU-FM Radio 90.3	general operating support	50	2/12/2021	Pass Thru Fund
LandWatch Monterey County	general operating support	5,000	2/12/2021	Pass Thru Fund
LandWatch Monterey County	general operating support	100	2/12/2021	Pass Thru Fund
LandWatch Monterey County	general operating support	34	2/12/2021	Pass Thru Fund
Marine Life Studies	general operating support	100	2/12/2021	Pass Thru Fund
Meals on Wheels of the Monterey Peninsula	general operating support	45	2/12/2021	Pass Thru Fund
Montage Health Foundation	general operating support	100	2/12/2021	Pass Thru Fund
Monterey County Pops!	general operating support	25	2/12/2021	Pass Thru Fund
Monterey Museum of Art	general operating support	40	2/12/2021	Pass Thru Fund
Monterey Public Library Friends & Foundation	general operating support	40	2/12/2021	Pass Thru Fund
Monterey Public Library Friends & Foundation	general operating support	250	2/12/2021	Pass Thru Fund
Na Keiki O Emalia	general operating support	100	2/12/2021	Pass Thru Fund
Pacific Grove Museum of Natural	general operating support	40	2/12/2021	Pass Thru Fund
Planned Parenthood Mar Monte	general operating support	200	2/12/2021	Pass Thru Fund
Planned Parenthood Mar Monte	general operating support	50	2/12/2021	Pass Thru Fund
Punahou School	general operating support	100	2/12/2021	Pass Thru Fund
Rancho Cielo	general operating support	250	2/12/2021	Pass Thru Fund
SPCA of Monterey Cty	general operating support	30	2/12/2021	Pass Thru Fund



**COMMUNITY FOUNDATION FOR MONTEREY COUNTY**

**GRANTS - February 2021**

<b>Grantee</b>	<b>Program Name</b>	<b>Granted</b>	<b>Date</b>	<b>Fund</b>
Stanford University Medical Center	general operating support	300	2/12/2021	Pass Thru Fund
The Weston Collective	general operating support	100	2/12/2021	Pass Thru Fund
United Way Monterey County	general operating support	30	2/12/2021	Pass Thru Fund
University of Minnesota Foundation	general operating support	500	2/12/2021	Pass Thru Fund
Food Bank for Monterey County	general operating support	10,000	2/26/2021	Anonymous Fund
Meals on Wheels of the Monterey Peninsula	general operating support	5,000	2/26/2021	Anonymous Fund
Meals on Wheels of the Salinas Valley, Inc.	general operating support	5,000	2/26/2021	Anonymous Fund
Youth on Course	In memory of friends Rosemarie and John Rhodenbaugh	500	2/26/2021	Anthony and Lary Lynn Muller Fund
AIM for Mental Health	general operating support	15,000	2/26/2021	Antle Family Fund
Cal Poly Foundation	the Rick Antle Memorial Scholarship	25,000	2/26/2021	Antle Family Fund
Center for Community Advocacy	general operating support	25,000	2/26/2021	Antle Family Fund
Church of the Good Shepherd	general operating support	60,000	2/26/2021	Antle Family Fund
Hartnell College Foundation	the Don Crawford Memorial Fund	25,000	2/26/2021	Antle Family Fund
Natividad Medical Foundation	The Agricultural Leadership Council	10,000	2/26/2021	Antle Family Fund
Salvation Army of Salinas California	general operating support	25,000	2/26/2021	Antle Family Fund
Washington Union Education Foundation	music and the fine arts	15,000	2/26/2021	Antle Family Fund
Boy Scouts of America	Santa Lucia District Friends of Scouting campaign	1,000	2/26/2021	Ausonio Family Fund
CASA of Monterey County	general operating support	1,000	2/26/2021	Ausonio Family Fund
Heading Home Animal Rescue	general operating support for North Monterey County	1,000	2/26/2021	Ausonio Family Fund
Spay Neuter Imperative Project California	general operating support for North Monterey County	1,500	2/26/2021	Ausonio Family Fund
Victory Mission	general operating support	500	2/26/2021	Ausonio Family Fund
Gathering for Women-Monterey	Unrestricted donation	500	2/26/2021	Barbara Paul and Tom LaFaille Fund
Boys & Girls Clubs of Monterey County	Great Futures Endowment	25,000	2/26/2021	Bill and Rita Patterson Foundation Fund
Old Capital Club	reimbursement for gardening services,	20,549	2/26/2021	Casa Amesti Garden and House Fund
Save Our Shores	support staff cohesion and refine organizational values related to diversity, equity and inclusion	5,000	2/26/2021	Center for Nonprofit Excellence #7
Central Coast YMCA	general operating support	1,204	2/26/2021	Central Coast YMCA Stewardship Fund
Express Yourself Inc.	general operating support	2,000	2/26/2021	Colleagues of the Arts Endowment Fund
The Weston Collective	general operating support	500	2/26/2021	Colleagues of the Arts Endowment Fund
Youth Arts Collective (YAC)	general operating support	2,000	2/26/2021	Colleagues of the Arts Endowment Fund
Jews Christians Muslims United	Food/supplies for Abraham's Tent feeding program	5,000	2/26/2021	COVID-19 Relief Fund
KIDPOWER	Trauma to Thriving: Social-Emotional, Mental Health Programs	10,000	2/26/2021	COVID-19 Relief Fund
Mee Memorial Hospital	Ultra-cold freezer	27,000	2/26/2021	COVID-19 Relief Fund
Regents of the University of Colorado	Air filtration project: COVID-19	11,200	2/26/2021	COVID-19 Relief Fund
United Way Monterey County	COVID-19 vaccine registration support - 211 Call Center	10,000	2/26/2021	COVID-19 Relief Fund
Salinas Senior Center, Inc.	general operating support	1,858	2/26/2021	Don Nucci Fund for the Salinas Valley
Community Human Services	2020 MC Gives Florence Haspel Zeve Award	1,000	2/26/2021	Florence Haspel Zeve Award Fund
Gateway Center of Monterey County Inc.	Customized leadership development program	5,000	2/26/2021	General Endowment - Opportunity Fund

**COMMUNITY FOUNDATION FOR MONTEREY COUNTY**

**GRANTS - February 2021**

<b>Grantee</b>	<b>Program Name</b>	<b>Granted</b>	<b>Date</b>	<b>Fund</b>
Yale University	Designation - Andrew Dowe 2020 PhD Memorial Fund	1,000	2/26/2021	Global Student Leadership Fund
Carmel High Sober Grad	general operating support	5,000	2/26/2021	Marcia F. DeVoe Fund
Access Monterey Peninsula	Monterey County Gives! 2020	3,616	2/26/2021	Monterey County Gives!
ACTION Council of Monterey County	Monterey County Gives! 2020 for Ciclovía	5,718	2/26/2021	Monterey County Gives!
Agriculture and Land-Based Training Association	Monterey County Gives! 2020	6,678	2/26/2021	Monterey County Gives!
AI & Friends	Monterey County Gives! 2020	19,025	2/26/2021	Monterey County Gives!
Alisal Center for the Fine Arts	Monterey County Gives! 2020	7,055	2/26/2021	Monterey County Gives!
Alliance On Aging Inc	Monterey County Gives! 2020	42,270	2/26/2021	Monterey County Gives!
Alternative Newsmedia Foundation	Monterey County Gives! 2020	55,734	2/26/2021	Monterey County Gives!
Alzheimer's Disease Association	Monterey County Gives! 2020	17,160	2/26/2021	Monterey County Gives!
American Red Cross of the Central Coast	Monterey County Gives! 2020	30,695	2/26/2021	Monterey County Gives!
Animal Friends Rescue Project	Monterey County Gives! 2020	269,425	2/26/2021	Monterey County Gives!
ARIEL Theatrical, Inc.	Monterey County Gives! 2020	50,273	2/26/2021	Monterey County Gives!
Arts Council for Monterey County	Monterey County Gives! 2020	23,881	2/26/2021	Monterey County Gives!
Arts Habitat	Monterey County Gives! 2020	10,667	2/26/2021	Monterey County Gives!
Asian Cultural Experience	Monterey County Gives! 2020	12,465	2/26/2021	Monterey County Gives!
AT&T Junior Gold Association	Monterey County Gives! 2020	38,829	2/26/2021	Monterey County Gives!
Baktun 12	Monterey County Gives! 2020	4,187	2/26/2021	Monterey County Gives!
Bay View Academy	Monterey County Gives! 2020	21,020	2/26/2021	Monterey County Gives!
Big Sur Fire	Monterey County Gives! 2020	76,371	2/26/2021	Monterey County Gives!
Big Sur Health Center	Monterey County Gives! 2020	111,934	2/26/2021	Monterey County Gives!
Big Sur Land Trust	Monterey County Gives! 2020	166,380	2/26/2021	Monterey County Gives!
Big Sur Marathon Foundation	Monterey County Gives! 2020	8,603	2/26/2021	Monterey County Gives!
Big Sur Park School	Monterey County Gives! 2020	10,998	2/26/2021	Monterey County Gives!
BirchBark Foundation	Monterey County Gives! 2020	96,866	2/26/2021	Monterey County Gives!
Blind & Visually Impaired Center of Monterey County	Monterey County Gives! 2020	30,029	2/26/2021	Monterey County Gives!
Boys & Girls Clubs of Monterey County	Monterey County Gives! 2020	61,080	2/26/2021	Monterey County Gives!
Breast Cancer Assistance Group	Monterey County Gives! 2020	15,361	2/26/2021	Monterey County Gives!
Camerata Singers	Monterey County Gives! 2020	11,745	2/26/2021	Monterey County Gives!
Campaign for the Preservation of Mission San Antonio	Monterey County Gives! 2020	26,722	2/26/2021	Monterey County Gives!
Cancer Patients Alliance	Monterey County Gives! 2020	52,099	2/26/2021	Monterey County Gives!
Carl Cherry Center for the Arts	Monterey County Gives! 2020	19,884	2/26/2021	Monterey County Gives!
Carmel Art Association	Monterey County Gives! 2020	8,034	2/26/2021	Monterey County Gives!
Carmel Bach Festival	Monterey County Gives! 2020	26,775	2/26/2021	Monterey County Gives!
Carmel Foundation	Monterey County Gives! 2020	43,130	2/26/2021	Monterey County Gives!
Carmel Mission Foundation	Monterey County Gives! 2020	39,032	2/26/2021	Monterey County Gives!
Carmel Music Society	Monterey County Gives! 2020	33,079	2/26/2021	Monterey County Gives!
Carmel River Steelhead Association	Monterey County Gives! 2020	19,222	2/26/2021	Monterey County Gives!

**COMMUNITY FOUNDATION FOR MONTEREY COUNTY**

**GRANTS - February 2021**

<b>Grantee</b>	<b>Program Name</b>	<b>Granted</b>	<b>Date</b>	<b>Fund</b>
Carmel-By-The Sea Public Library Foundation	Monterey County Gives! 2020	55,671	2/26/2021	Monterey County Gives!
CASA of Monterey County	Monterey County Gives! 2020	172,609	2/26/2021	Monterey County Gives!
Catholic Charities Of The Diocese Of Monterey	Monterey County Gives! 2020	13,019	2/26/2021	Monterey County Gives!
Center for Community Advocacy	Monterey County Gives! 2020	14,798	2/26/2021	Monterey County Gives!
Center for Photographic Art	Monterey County Gives! 2020	107,897	2/26/2021	Monterey County Gives!
Central Coast VNA and Hospice	Monterey County Gives! 2020	36,007	2/26/2021	Monterey County Gives!
Chamber Music Monterey Bay	Monterey County Gives! 2020	70,713	2/26/2021	Monterey County Gives!
Chartwell School	Monterey County Gives! 2020	100,539	2/26/2021	Monterey County Gives!
City of Greenfield	Monterey County Gives!	44,461	2/26/2021	Monterey County Gives!
Coalition of Homeless Services Providers	Monterey County Gives! 2020	17,067	2/26/2021	Monterey County Gives!
Coastal Kids Home Care	Monterey County Gives! 2020	17,393	2/26/2021	Monterey County Gives!
Communities for Sustainable Monterey County	Monterey County Gives! 2020	24,606	2/26/2021	Monterey County Gives!
Community Association of Big Sur	Monterey County Gives! 2020	117,890	2/26/2021	Monterey County Gives!
Community Emergency Response Volunteers	Monterey County Gives! 2020	5,494	2/26/2021	Monterey County Gives!
Community Human Services	Monterey County Gives! 2020	58,495	2/26/2021	Monterey County Gives!
Community Partnership for Youth	Monterey County Gives! 2020	56,115	2/26/2021	Monterey County Gives!
Conservancy for the Range of the Condor	Monterey County Gives! 2020	13,919	2/26/2021	Monterey County Gives!
Dentistry 4 Vets	Monterey County Gives! 2020	61,022	2/26/2021	Monterey County Gives!
El Pajaro Community Development Corporation	Monterey County Gives! 2020	3,686	2/26/2021	Monterey County Gives!
El Sistema USA / Salinas	Monterey County Gives! 2020	99,446	2/26/2021	Monterey County Gives!
Elkhorn Slough Foundation	Monterey County Gives! 2020	81,303	2/26/2021	Monterey County Gives!
Ensemble Monterey	Monterey County Gives! 2020	23,831	2/26/2021	Monterey County Gives!
Everyone's Harvest - Cosecha Para Todos	Monterey County Gives! 2020	24,185	2/26/2021	Monterey County Gives!
First Night Monterey	Monterey County Gives! 2020	12,086	2/26/2021	Monterey County Gives!
Food Bank for Monterey County	Monterey County Gives! 2020	361,736	2/26/2021	Monterey County Gives!
Foundation for Monterey County Free Libraries	Monterey County Gives! 2020	43,917	2/26/2021	Monterey County Gives!
Franciscan Workers of Junipero Serra	Monterey County Gives! 2020	108,852	2/26/2021	Monterey County Gives!
Friends of the Pacific Grove Library	Monterey County Gives! 2020	16,289	2/26/2021	Monterey County Gives!
Friends Of The Salinas Public Libraries	Monterey County Gives! 2020	5,622	2/26/2021	Monterey County Gives!
Gathering for Women-Monterey	Monterey County Gives! 2020	131,657	2/26/2021	Monterey County Gives!
Gil Basketball Academy	Monterey County Gives! 2020	29,815	2/26/2021	Monterey County Gives!
Girl Scouts of California's Central Coast	Monterey County Gives! 2020	21,356	2/26/2021	Monterey County Gives!
Girls Inc. of the Central Coast	Monterey County Gives! 2020	59,693	2/26/2021	Monterey County Gives!
Golden Oldies Cat Rescue	Monterey County Gives! 2020	58,959	2/26/2021	Monterey County Gives!
Grower-Shipper Association Foundation	Monterey County Gives! 2020	6,432	2/26/2021	Monterey County Gives!
Guitars Not Guns - Monterey County Chapter	Monterey County Gives! 2020	15,860	2/26/2021	Monterey County Gives!
Harmony at Home	Monterey County Gives! 2020	158,134	2/26/2021	Monterey County Gives!
Health Projects Center	Monterey County Gives! 2020	4,275	2/26/2021	Monterey County Gives!

**COMMUNITY FOUNDATION FOR MONTEREY COUNTY**

**GRANTS - February 2021**

<b>Grantee</b>	<b>Program Name</b>	<b>Granted</b>	<b>Date</b>	<b>Fund</b>
Henry Miller Memorial Library	Monterey County Gives! 2020	46,341	2/26/2021	Monterey County Gives!
Hidden Valley Music Seminars	Monterey County Gives! 2020	61,109	2/26/2021	Monterey County Gives!
Hope, Horses and Kids	Monterey County Gives! 2020	33,079	2/26/2021	Monterey County Gives!
Hospice Giving Foundation	Monterey County Gives! 2020	68,924	2/26/2021	Monterey County Gives!
Housing Resource Center	Monterey County Gives! 2020	16,033	2/26/2021	Monterey County Gives!
I-HELP/Outreach Unlimited	Monterey County Gives! 2020	52,180	2/26/2021	Monterey County Gives!
Independent Transportation Network Monterey County	Monterey County Gives! 2020	12,854	2/26/2021	Monterey County Gives!
Interim, Inc.	Monterey County Gives! 2020	29,251	2/26/2021	Monterey County Gives!
Jacob's Heart Children's Cancer Support Services	Monterey County Gives! 2020	14,038	2/26/2021	Monterey County Gives!
Junior League of Monterey County	Monterey County Gives! 2020	5,243	2/26/2021	Monterey County Gives!
Kinship Center	Monterey County Gives! 2020	65,569	2/26/2021	Monterey County Gives!
LandWatch Monterey County	Monterey County Gives! 2020	199,105	2/26/2021	Monterey County Gives!
Legal Services for Seniors	Monterey County Gives! 2020	47,957	2/26/2021	Monterey County Gives!
Loaves, Fishes & Computers, Inc.	Monterey County Gives! 2020	52,600	2/26/2021	Monterey County Gives!
Lyceum of Monterey County	Monterey County Gives! 2020	7,307	2/26/2021	Monterey County Gives!
Marina Youth Arts	Monterey County Gives! 2020	7,980	2/26/2021	Monterey County Gives!
Marine Life Studies	Monterey County Gives! 2020	92,976	2/26/2021	Monterey County Gives!
Max's Helping Paws Foundation	Monterey County Gives! 2020	56,429	2/26/2021	Monterey County Gives!
Meals on Wheels of the Monterey Peninsula	Monterey County Gives! 2020	156,735	2/26/2021	Monterey County Gives!
Meals on Wheels of the Salinas Valley, Inc.	Monterey County Gives! 2020	38,206	2/26/2021	Monterey County Gives!
MEarth	Monterey County Gives! 2020	44,127	2/26/2021	Monterey County Gives!
Monterey Bay Charter School	Monterey County Gives! 2020	36,978	2/26/2021	Monterey County Gives!
Monterey Bay Economic Partnership	Monterey County Gives! 2020	7,099	2/26/2021	Monterey County Gives!
Monterey Bay Fisheries Trust	Monterey County Gives! 2020	11,739	2/26/2021	Monterey County Gives!
Monterey Bay Master Gardeners	Monterey County Gives! 2020	3,819	2/26/2021	Monterey County Gives!
Monterey Bay National Marine Sanctuary	Monterey County Gives! 2020	32,934	2/26/2021	Monterey County Gives!
Monterey Bay Salmon & Trout Project	Monterey County Gives! 2020	47,229	2/26/2021	Monterey County Gives!
Monterey College of Law	Monterey County Gives! 2020 for the Mandell Gisnet Center	18,054	2/26/2021	Monterey County Gives!
Monterey County Agricultural & Rural Life Museum	Monterey County Gives! 2020	23,745	2/26/2021	Monterey County Gives!
Monterey County Pops!	Monterey County Gives! 2020	17,320	2/26/2021	Monterey County Gives!
Monterey County Rape Crisis Center	Monterey County Gives! 2020	23,245	2/26/2021	Monterey County Gives!
Monterey County Symphony Association	Monterey County Gives! 2020	153,191	2/26/2021	Monterey County Gives!
Monterey County Youth Museum	Monterey County Gives! 2020	35,518	2/26/2021	Monterey County Gives!
Monterey Jazz Festival	Monterey County Gives! 2020	23,655	2/26/2021	Monterey County Gives!
Monterey Museum of Art	Monterey County Gives! 2020	112,542	2/26/2021	Monterey County Gives!
Monterey Peace and Justice Center	Monterey County Gives! 2020	19,603	2/26/2021	Monterey County Gives!
Monterey Peninsula College Foundation	Monterey County Gives! 2020	21,037	2/26/2021	Monterey County Gives!
Monterey Public Library Friends & Foundation	Monterey County Gives! 2020	50,553	2/26/2021	Monterey County Gives!

**COMMUNITY FOUNDATION FOR MONTEREY COUNTY**

**GRANTS - February 2021**

<b>Grantee</b>	<b>Program Name</b>	<b>Granted</b>	<b>Date</b>	<b>Fund</b>
National Coalition Building Institute	Monterey County Gives! 2020	6,128	2/26/2021	Monterey County Gives!
Natividad Medical Foundation	Monterey County Gives! 2020	66,292	2/26/2021	Monterey County Gives!
Old Monterey Foundation	Monterey County Gives! 2020	4,731	2/26/2021	Monterey County Gives!
Orchestra in the Schools	Monterey County Gives! 2020	33,632	2/26/2021	Monterey County Gives!
Orphan Productions	Monterey County Gives! 2020	23,137	2/26/2021	Monterey County Gives!
Pacific Grove Museum of Natural	Monterey County Gives! 2020	28,098	2/26/2021	Monterey County Gives!
Pacific Repertory Theatre	Monterey County Gives! 2020	53,905	2/26/2021	Monterey County Gives!
Pajaro Valley Shelter Services	Monterey County Gives! 2020	8,811	2/26/2021	Monterey County Gives!
Palenke Arts	Monterey County Gives! 2020	15,468	2/26/2021	Monterey County Gives!
Partners for Peace	Monterey County Gives! 2020	45,128	2/26/2021	Monterey County Gives!
Partnership for Children	Monterey County Gives! 2020	4,560	2/26/2021	Monterey County Gives!
Paws Helping People Inc., DBA UnChained	Monterey County Gives! 2020	42,258	2/26/2021	Monterey County Gives!
Peace of Mind Dog Rescue	Monterey County Gives! 2020	378,203	2/26/2021	Monterey County Gives!
Planned Parenthood Mar Monte	Monterey County Gives! 2020	104,690	2/26/2021	Monterey County Gives!
Point Lobos Foundation	Monterey County Gives! 2020	65,701	2/26/2021	Monterey County Gives!
Rancho Cielo	Monterey County Gives! 2020	174,413	2/26/2021	Monterey County Gives!
Read to Me Project	Monterey County Gives! 2020	58,478	2/26/2021	Monterey County Gives!
Restorative Justice Partners, Inc.	Monterey County Gives! 2020	7,190	2/26/2021	Monterey County Gives!
Return of the Natives	Monterey County Gives! 2020	10,177	2/26/2021	Monterey County Gives!
RotaCare Bay Area, Inc.	Monterey County Gives! 2020	82,080	2/26/2021	Monterey County Gives!
Salinas Area Reading Is Fundamental (R.I.F.)	Monterey County Gives! 2020	5,798	2/26/2021	Monterey County Gives!
Salinas Valley Dream Academy	Monterey County Gives! 2020	4,774	2/26/2021	Monterey County Gives!
Salinas Valley Memorial Hospital Foundation	Monterey County Gives! 2020	63,388	2/26/2021	Monterey County Gives!
Save Our Shores	Monterey County Gives! 2020	13,997	2/26/2021	Monterey County Gives!
Sea Otter Classic Foundation	Monterey County Gives! 2020	5,638	2/26/2021	Monterey County Gives!
Sol Treasures	Monterey County Gives! 2020	34,679	2/26/2021	Monterey County Gives!
South Monterey County Animal Rescue	Monterey County Gives! 2020	19,212	2/26/2021	Monterey County Gives!
SPCA of Monterey Cty	Monterey County Gives! 2020	107,647	2/26/2021	Monterey County Gives!
Special Kids Connect	Monterey County Gives! 2020	9,867	2/26/2021	Monterey County Gives!
SpectorDance	Monterey County Gives! 2020	17,287	2/26/2021	Monterey County Gives!
Sun Street Centers	Monterey County Gives! 2020	16,902	2/26/2021	Monterey County Gives!
Sunset Cultural Center	Monterey County Gives! 2020	35,949	2/26/2021	Monterey County Gives!
Tatum's Garden Foundation	Monterey County Gives! 2020	32,200	2/26/2021	Monterey County Gives!
Teddy Bears with Heart	Monterey County Gives! 2020	16,012	2/26/2021	Monterey County Gives!
The First Tee of Monterey	Monterey County Gives! 2020	87,374	2/26/2021	Monterey County Gives!
The Weston Collective	Monterey County Gives! 2020	7,627	2/26/2021	Monterey County Gives!
United Way Monterey County	Monterey County Gives! 2020	19,212	2/26/2021	Monterey County Gives!

**COMMUNITY FOUNDATION FOR MONTEREY COUNTY**

**GRANTS - February 2021**

<b>Grantee</b>	<b>Program Name</b>	<b>Granted</b>	<b>Date</b>	<b>Fund</b>
University Corporation at Monterey Bay	Monterey County Gives! 2020 for the Osher Lifelong Learning Institute	19,082	2/26/2021	Monterey County Gives!
University Corporation at Monterey Bay	Monterey County Gives! 2020 for the Women's Leadership Council	11,743	2/26/2021	Monterey County Gives!
Upwell Turtles	Monterey County Gives! 2020	25,180	2/26/2021	Monterey County Gives!
Ventana Wilderness Alliance	Monterey County Gives! 2020	115,498	2/26/2021	Monterey County Gives!
Ventana Wildlife Society	Monterey County Gives! 2020	42,612	2/26/2021	Monterey County Gives!
Veterans Transition Center of Monterey County	Monterey County Gives! 2020	44,607	2/26/2021	Monterey County Gives!
Watsonville Wetlands Watch	Monterey County Gives! 2020	3,240	2/26/2021	Monterey County Gives!
York School	Monterey County Gives! 2020	64,995	2/26/2021	Monterey County Gives!
Youth Arts Collective (YAC)	Monterey County Gives! 2020	48,891	2/26/2021	Monterey County Gives!
Youth Music Monterey	Monterey County Gives! 2020	59,133	2/26/2021	Monterey County Gives!
YWCA Monterey County	Monterey County Gives! 2020	39,000	2/26/2021	Monterey County Gives!
Pacific Grove Public Library Foundation	general operating support	30,777	2/26/2021	Pacific Grove Public Library Foundation Fund
Gathering for Women-Monterey	general operating support	1,500	2/26/2021	Packer Family Foundation
LandWatch Monterey County	general operating support	25,000	2/26/2021	Pass Thru Fund
Boys & Girls Clubs of Monterey County	in support the GHGH Summit, leadership program	2,500	2/26/2021	Rick and Tonya Antle Fund
Center for Community Advocacy	2020 MC Gives Ingenuity Award	2,500	2/26/2021	The Fund for Monterey County
Food Bank for Monterey County	2020 MC Gives Most Donors Award	1,000	2/26/2021	The Fund for Monterey County
Teddy Bears with Heart	2020 MC Gives Most Donors Ages 18-35 years old Award	1,000	2/26/2021	The Fund for Monterey County
Carmel-By-The Sea Public Library Foundation	Presidential Edition Fundraiser	5,000	2/26/2021	The Peter and Jackie Henning Fund
Oregon Shakespeare Festival	Dare to Dream Fund for Critical Relief	500	2/26/2021	Tim and Cindy Minor Charitable Giving Fund
Boys & Girls Clubs of Monterey County	Girls Health in Girls Hands	1,000	2/26/2021	Valera Whitford Lyles Fund
Yoga for All Movement	grant-writing and program development	5,000	2/26/2021	Yoga For All Movement Fund
<b>Total Grants</b>		<b>11,429,461</b>		
<b>Interfund Grants</b>				
Community Foundation for Monterey County	BJER TO COVID	1,000	2/12/2021	Mads and Susan Bjerre Charitable Fund
Community Foundation for Monterey County	DBAY TO HURD	100	2/12/2021	Dan Baldwin and Anne Ylvisaker Fund
Community Foundation for Monterey County	NEID TO COVID	10,000	2/12/2021	Neidel Family Fund
Community Foundation for Monterey County	Monterey County Gives! 2020	10,427	2/25/2021	Monterey County Gives!
Community Foundation for Monterey County	Monterey County Gives! 2020	30,503	2/26/2021	Monterey County Gives!
Community Foundation for Monterey County	GEN TO GENOF	150,000	2/26/2021	The Fund for Monterey County
Community Foundation for Monterey County	GEN TO GENNG	10,000	2/26/2021	The Fund for Monterey County
<b>Total Interfund Grants</b>		<b>212,030</b>		
<b>Total Grants</b>		<b>11,641,491</b>		