



*Here for Good*

**Community Foundation**  
for Monterey County

**FINANCIAL STATEMENT**

**For the Six Months Ended June 30, 2020**

**COMMUNITY FOUNDATION FOR MONTEREY COUNTY**  
**FINANCIAL REPORTS**  
**For the Six Months Ended June 30, 2019**

**TABLE OF CONTENTS**

<b>Section I – Financial Reports</b>	<b>Page(s)</b>
Notes to Financial Statements	1 - 2
Statement of Financial Position	3 - 4
Statement of Activities	5 - 6
<b>Section II – Combined Operating Fund Reports</b>	
Comparisons of Actual to Budget - Operating Fund	7
Operating Cash on Hand	8
<b>Section III – Fund Reports</b>	
Investment Holdings - Long Term Fund Portfolio	9
Investment Performance Report - Long Term Fund Portfolio	10 - 11
Investment Holdings - Medium Term Fund Portfolio	12
Investment Performance Report - Medium Term Fund Portfolio	13
Investment Holdings - ESG Fund Portfolio	14
Investment Performance Report - ESG Fund Portfolio	15
Investment Holdings - DRIM Portfolio	16
Investment Performance Report - DRIM Portfolio	17
Changes in All Fund Balances	18 - 30
Gifts Received – Current Month	31 - 36
Grants Approved – Current Month	37 - 40
Sources and Uses of Funds	41

**COMMUNITY FOUNDATION FOR MONTEREY COUNTY**  
**NOTES TO THE FINANCIAL STATEMENTS**  
**For the Six Months Ended June 30, 2020**

**Assets**

Total Assets through 6/30/2020 are \$285,206,501 a 7.54% increase since June 2019 and a 2.27% decrease since December 2019. (p. 4)

**Charitable Remainder Trusts (CRT) and Charitable Gift Annuities (CGA)**

The CRT and CGA funds have been adjusted to reflect the activity and balances per Kaspick & Company and the third-party account balances as of December 31, 2019. (p. 4)

**Realized and Unrealized Gains and Losses on Investments**

Net year-to-date realized losses were \$5,521,884, and unrealized losses were \$5,175,555, for a total loss of \$10,697,439. (p. 6)

**Operating Fund**

Total revenue was \$41,128 more than the budget, and total expenses were \$148,893 less than the budget. Realized and unrealized gains were \$8,322 on the operating reserve held in the Medium-Term Fund portfolio. The actual net operating surplus is \$42,034 compared to a budgeted deficit of \$156,142. (p. 7)

Note: The Expendable Operating Cash-on-Hand is at 7.0 months, excluding the operating reserve of \$500,000 and the building reserve of \$150,000. (p. 8)

**Portfolio Performance**

The market value of the Long-Term Fund portfolio at 6/30/2020 was \$230,528,687. The one-year Total Return for the Long-Term Endowment Portfolio was 1.5% compared to the Policy Index of 2.5%. (p. 9-11)

The market value of the Medium-Term Fund portfolio at 6/30/2020 was \$7,738,091. The one-year Total Return for the Medium-Term Endowment Portfolio was 7.1% compared to the Policy Index of 6.1%. (p. 12-13)

The market value of the ESG Fund portfolio at 6/30/2020 was \$3,722,699. The one-year Total Return for the ESG Portfolio was 5.0% compared to the Policy Index of 5.0%. (p. 14-15)

The market value of the DRIM Fund portfolio at 6/30/2020 was \$2,280,632. The one-year Total Return for the DRIM Portfolio was -0.5% compared to the Policy Index of -14.69%. Due to the timing of the DRIM reports, there is a one-month lag in the performance reporting. (p. 16-17)

**Special Program Funds**

Special Program Funds include: Pathways to Safety, funded by the ACTION Council of Monterey County; the Center for Nonprofit Excellence funded by the David and Lucile Packard Foundation; the College Futures Foundation program, funded by the College Futures Foundation; the Salinas Leadership project, funded by the James Irvine Foundation; and the Monterey County Gives annual campaign.

**COMMUNITY FOUNDATION FOR MONTEREY COUNTY**  
**NOTES TO THE FINANCIAL STATEMENTS**  
**For the Six Months Ended June 30, 2020**

Total Special Program revenue was \$410,718 and total expenses were \$5,881,755, which includes \$5,256,448 in grants from the 2019 Monterey County Gives campaign. (p. 5-6)

**Gifts, Pledges, Bequests, Future Funds Greater than \$25,000, and Grants**

Total new contributions for the month were \$768,488, including: (p. 18-26)

<b>Donor</b>	<b>Date</b>	<b>Amount</b>	<b>Fund</b>
Joel Gambord Investments	6/1/2020	133,000	Joel and Dena Gambord Nursing Scholarship
Schwab Charitable- Posey Family Foundation Fund	6/8/2020	100,002	COVID-19 Relief Fund
American General Life Insurance Company	6/15/2020	150,403	Dr. James Valentine Fund
Estate of George and Dolores Albright	6/16/2020	74,041	Carmel Valley Manor Foundation Stewardship Fund
Nell Newman Foundation	6/25/2020	25,525	Pass Thru Fund
Claire Giannini Fund	6/26/2020	100,000	COVID-19 Relief Fund

Grants to agencies for the month totaling \$2,373,666 were approved and recorded. (p. 27-30)

**COMMUNITY FOUNDATION FOR MONTEREY COUNTY**  
**STATEMENT OF FINANCIAL POSITION**  
**CONSOLIDATED - ALL FUNDS**  
For the Six Months Ended June 30, 2020 and June 30, 2019

	<b><u>COMBINED OPERATING</u></b>	<b><u>SPECIAL PROGRAMS</u></b>	<b><u>ENDOWMENT</u></b>	<b><u>NON ENDOWED</u></b>	<b><u>BEQUEST, CRT RECEIVABLES</u></b>	<b><u>TOTAL June 30, 2020</u></b>	<b><u>TOTAL June 30, 2019</u></b>
<b>ASSETS</b>							
<b>Cash:</b>							
Cash & Cash Equivalents	2,747,187	1,018,007	2,025	3,783,342	0	7,550,562	8,166,311
Investments - Long Term Fund Portfolio	0	0	159,324,268	71,204,419	0	230,528,687	190,122,366
Investments - Medium Term Fund Portfolio	629,928	0	0	7,108,163	0	7,738,091	7,317,259
Investments - ESG Fund Portfolio	0	0	3,177,863	544,836	0	3,722,699	3,665,158
Separately Invested - DRIM Portfolio	0	0	0	2,280,632	0	2,280,632	2,813,441
Separately Invested - Pony Trust	0	327,968	0	0	0	327,968	0
<b>Total Cash &amp; Investments</b>	<b>3,377,115</b>	<b>1,345,975</b>	<b>162,504,156</b>	<b>84,921,392</b>	<b>0</b>	<b>252,148,638</b>	<b>212,084,535</b>
<b>Accounts Receivable:</b>							
Pledges & Contributions Receivable	0	0	4,000	862,750	26,769	893,519	399,000
Bequests & Remainder Interest	0	0	0	0	0	0	284,615
Due from OPER	0	0	1,157,588	0	0	1,157,588	1,222,233
Investment in an LLC	0	0	0	0	0	0	21,000,000
Charitable Remainder Trusts	0	0	0	0	25,009,217	25,009,217	24,503,880
Charitable Gift Annuities	0	0	0	0	4,107,870	4,107,870	3,524,120
<b>Total Accounts Receivable</b>	<b>0</b>	<b>0</b>	<b>1,161,588</b>	<b>862,750</b>	<b>29,143,856</b>	<b>31,168,195</b>	<b>50,933,848</b>
<b>Other Assets:</b>							
Prepaid Expenses	32,224	0	0	0	0	32,224	31,261
Property-Net of Depreciation	1,857,444	0	0	0	0	1,857,444	1,838,159
de Guigne Property Improvements	0	0	0	0	0	0	313,935
<b>Total Other Assets</b>	<b>1,889,669</b>	<b>0</b>	<b>0</b>	<b>0</b>	<b>0</b>	<b>1,889,669</b>	<b>2,183,356</b>
<b>TOTAL ASSETS</b>	<b>5,266,783</b>	<b>1,345,975</b>	<b>163,665,744</b>	<b>85,784,142</b>	<b>29,143,856</b>	<b>285,206,501</b>	<b>265,201,739</b>

**COMMUNITY FOUNDATION FOR MONTEREY COUNTY**  
**STATEMENT OF FINANCIAL POSITION**  
**CONSOLIDATED - ALL FUNDS**  
For the Six Months Ended June 30, 2020 and June 30, 2019

	<b><u>COMBINED OPERATING</u></b>	<b><u>SPECIAL PROGRAMS</u></b>	<b><u>ENDOWMENT</u></b>	<b><u>NON ENDOWED</u></b>	<b><u>BEQUEST, CRT RECEIVABLES</u></b>	<b><u>TOTAL June 30, 2020</u></b>	<b><u>TOTAL June 30, 2019</u></b>
<b>LIABILITIES &amp; NET ASSETS</b>							
<b>Liabilities:</b>							
Grants Payable	0	210,738	538,950	434,750	0	1,184,438	1,574,999
Contingent Liabilities	0	0	0	0	17,790,084	17,790,084	17,230,675
Funds held as Agency Endowments	0	0	6,520,944	0	0	6,520,944	5,618,470
Funds held as Stewardship Funds	0	0	0	31,099,027	0	31,099,027	21,850,007
Payroll, Misc. and Accts Payable	1,708,907	13,529	0	25,000	0	1,747,436	1,359,283
<b>Total Liabilities</b>	<b>1,708,907</b>	<b>224,267</b>	<b>7,059,894</b>	<b>31,558,777</b>	<b>17,790,084</b>	<b>58,341,929</b>	<b>47,633,434</b>
<b>Net Assets:</b>							
Net Assets-Beginning Balance	3,515,842	6,600,083	161,596,558	45,604,358	13,018,722	230,335,563	198,371,158
Change in Net Assets -							
Current Year	42,034	(5,478,375)	(4,990,707)	8,621,007	(1,664,950)	(3,470,991)	19,197,147
<b>Total Net Assets</b>	<b>3,557,876</b>	<b>1,121,708</b>	<b>156,605,850</b>	<b>54,225,365</b>	<b>11,353,772</b>	<b>226,864,572</b>	<b>217,568,305</b>
<b>TOTAL LIABILITIES &amp; NET ASSETS</b>	<b>5,266,783</b>	<b>1,345,975</b>	<b>163,665,744</b>	<b>85,784,142</b>	<b>29,143,856</b>	<b>285,206,501</b>	<b>265,201,739</b>

**COMMUNITY FOUNDATION FOR MONTEREY COUNTY**  
**STATEMENT OF ACTIVITIES**  
**CONSOLIDATED - ALL FUNDS**  
For the Six Months Ended June 30, 2020 and June 30, 2019

	<u>COMBINED OPERATING</u>	<u>SPECIAL PROGRAMS</u>	<u>ENDOWMENT</u>	<u>NON ENDOWED</u>	<u>BEQUEST, CRT RECEIVABLES</u>	<u>TOTAL June 30, 2020</u>	<u>TOTAL June 30, 2019</u>
<b>SUPPORT AND REVENUE:</b>							
Contributions	73,348	20,651	1,187,057	17,791,923	0	19,072,978	9,647,119
Interfund Gifts	40,064	0	67,529	1,761,021	0	1,868,614	2,159,001
Pledge Payments Received	0	382,250	0	72,276	0	454,526	367,750
Future Contributions-A/R-Pledge-CRT-CGA	0	0	0	0	15,249	15,249	42,365
Contributions Received via Bequest	99,425	0	413,216	4,042,771	0	4,555,411	3,632,695
Change in Value, Split Interest Trusts, Future Assets	0	0	0	0	3,345,837	3,345,837	2,293,466
Gain/Loss on Sale of Property	0	0	2,164	0	0	2,164	0
Income from Related Party (LLC)	0	0	0	0	0	0	0
Interest & Dividend Income	23,523	7,818	1,470,699	757,183	0	2,259,223	2,133,558
Administrative Fees	1,462,389	0	0	0	0	1,462,389	1,344,822
Fees from Special Projects	9,998	0	0	0	0	9,998	11,726
Workshop and Contract Service Income	23,205	0	0	0	0	23,205	22,003
Misc Income/Returned Grants	28,770	0	0	0	0	28,770	99,537
<b>Total Support and Revenue</b>	<b>1,760,722</b>	<b>410,718</b>	<b>3,140,664</b>	<b>24,425,173</b>	<b>3,361,086</b>	<b>33,098,364</b>	<b>21,754,042</b>
<b>EXPENSES:</b>							
<b>Operating Expenses and Distributions:</b>							
Salaries & Benefits	1,201,701	0	0	0	0	1,201,701	1,093,676
Administrative Costs	328,953	102,593	0	0	0	431,546	453,606
Occupancy Costs	93,873	0	0	0	0	93,873	89,980
Development Expenses	101,447	22,963	0	0	0	124,410	145,485
Board & Committee Expenses	869	0	0	0	0	869	642
<b>Total Operating Expenses</b>	<b>1,726,843</b>	<b>125,556</b>	<b>0</b>	<b>0</b>	<b>0</b>	<b>1,852,399</b>	<b>1,783,388</b>

**COMMUNITY FOUNDATION FOR MONTEREY COUNTY**  
**STATEMENT OF ACTIVITIES**  
**CONSOLIDATED - ALL FUNDS**  
For the Six Months Ended June 30, 2020 and June 30, 2019

	<u>COMBINED OPERATING</u>	<u>SPECIAL PROGRAMS</u>	<u>ENDOWMENT</u>	<u>NON ENDOWED</u>	<u>BEQUEST, CRT RECEIVABLES</u>	<u>TOTAL June 30, 2020</u>	<u>TOTAL June 30, 2019</u>
<b>Grants and Grant Related Expenses:</b>							
Grants	0	5,528,601	3,088,123	6,791,401	0	15,408,125	10,226,283
Interfund Grants	0	209,347	865,475	793,793	0	1,868,614	2,159,001
Pledge Payments Paid	0	0	0	0	719,141	719,141	367,750
Bequests Payments/Transfers	0	0	0	0	4,282,310	4,282,310	3,575,085
Other Expenses	0	18,231	0	114,602	0	132,833	238,554
Other Payments/Transfers	0	0	(4,479,679)	4,479,679	0	0	0
Grant Related Expenses	0	0	0	25	0	25	1,760
Administrative Fees	0	21	1,017,504	420,279	24,586	1,462,389	1,344,822
Fees to Managers	167	0	100,412	45,501	0	146,080	150,712
<b>Total Grants and Grant Related Expenses</b>	<b>167</b>	<b>5,756,200</b>	<b>591,834</b>	<b>12,645,280</b>	<b>5,026,036</b>	<b>24,019,517</b>	<b>0</b>
 <b>Total Expenses and Grants</b>	 <b>1,727,010</b>	 <b>5,881,755</b>	 <b>591,834</b>	 <b>12,645,280</b>	 <b>5,026,036</b>	 <b>25,871,916</b>	 <b>19,847,355</b>
 <b>Excess of Revenues (Expenses)</b>							
Before Gains on Investments & Transfers	33,712	(5,471,037)	2,548,830	11,779,893	(1,664,950)	7,226,448	1,906,687
 <b>GAINS(LOSS) ON INVESTMENTS:</b>							
Realized-Gain (Loss)	5,386	(125)	(3,847,597)	(1,679,548)	0	(5,521,884)	4,141
Unrealized-Gain(Loss)	2,936	(7,213)	(3,691,941)	(1,479,338)	0	(5,175,555)	17,286,319
<b>Total Gain/(Loss) on Investments</b>	<b>8,322</b>	<b>(7,338)</b>	<b>(7,539,538)</b>	<b>(3,158,886)</b>	<b>0</b>	<b>(10,697,439)</b>	<b>17,290,460</b>
 <b>Change in Net Assets</b>	 <b>42,034</b>	 <b>(5,478,375)</b>	 <b>(4,990,707)</b>	 <b>8,621,007</b>	 <b>(1,664,950)</b>	 <b>(3,470,991)</b>	 <b>19,197,147</b>
 <b>Net Assets Beginning of Year</b>	 <b>3,515,842</b>	 <b>6,600,083</b>	 <b>161,596,558</b>	 <b>45,604,358</b>	 <b>13,018,722</b>	 <b>230,335,563</b>	 <b>198,371,158</b>
 <b>Net Assets, End of Period</b>	 <b>3,557,876</b>	 <b>1,121,708</b>	 <b>156,605,850</b>	 <b>54,225,365</b>	 <b>11,353,772</b>	 <b>226,864,572</b>	 <b>217,568,305</b>



**COMMUNITY FOUNDATION FOR MONTEREY COUNTY**  
**Combined Operating Fund Budget vs. Actual**

**For the Six Months Ended June 30, 2020 and June 30, 2019**

	Year-To-Date			YTD Actual 6/30/2019
	Actual	Budget	Variance	
<b>REVENUE</b>				
Contributions - Foundations	53,753	2,500	51,253	35,714
Contributions - Indiv/Corp	19,594	22,070	(2,476)	6,140
Contributions - Interfund	40,064	35,560	4,504	41,404
Bequests Received	99,425	29,300	70,125	109,113
Admin Fees	1,462,389	1,525,418	(63,029)	1,344,822
Special Project Fees	9,998	9,998	0	11,726
Workshops/Contracts	23,205	21,000	2,205	22,003
Miscellaneous Income	28,770	46,250	(17,480)	52,691
Interest and Dividends	23,523	27,498	(3,975)	34,871
<b>Total Revenue</b>	<b>1,760,722</b>	<b>1,719,594</b>	<b>41,128</b>	<b>1,658,483</b>
<b>EXPENSE</b>				
<b>Personnel</b>				
Salaries and Wages	935,452	952,101	(16,649)	849,025
Payroll Taxes	72,046	73,820	(1,774)	66,427
Insurance and Other Benefits	194,203	204,812	(10,609)	178,224
<b>Sub-total</b>	<b>1,201,701</b>	<b>1,230,733</b>	<b>(29,032)</b>	<b>1,093,676</b>
<b>Administrative</b>				
Supplies	10,818	11,100	(282)	8,744
Equip / Computer Maintenance	80,714	79,593	1,121	66,052
Bank Charges	8,044	7,998	46	17,314
Printing	11,749	16,965	(5,216)	10,710
Postage / Freight	13,451	11,152	2,299	8,887
Dues/Subscriptions	24,911	26,969	(2,058)	23,632
Services (legal, acct, consult)	118,987	116,553	2,434	117,850
D&O Insurance	2,783	4,500	(1,717)	2,703
Telecommunications	10,908	8,749	2,159	8,374
Conferences & Training	4,880	21,950	(17,070)	23,610
Miscellaneous	1,645	7,500	(5,855)	250
Depreciation	40,062	40,062	0	38,058
<b>Sub-total</b>	<b>328,953</b>	<b>353,091</b>	<b>(24,138)</b>	<b>326,183</b>
<b>Facilities</b>				
Property / Liability Insurance	11,014	11,265	(251)	11,294
Maintenance / Repairs	8,643	9,600	(957)	5,261
Janitorial & Landscaping	10,258	10,548	(290)	10,024
Rent	25,142	26,676	(1,534)	24,409
Mortgage, Interest & Property Taxes	23,543	23,543	0	24,802
Utilities	15,274	15,552	(278)	14,189
<b>Sub-total</b>	<b>93,873</b>	<b>97,184</b>	<b>(3,311)</b>	<b>89,980</b>
<b>Development, Program &amp; Staff</b>				
Donor Development	31,782	76,850	(45,068)	81,219
Advertising & Promotion	34,028	23,597	10,431	26,227
Mileage, Meals & Meetings	1,059	5,268	(4,209)	4,343
Workshops	19,641	25,128	(5,487)	19,193
Annual Meetings	1,080	0	1,080	399
75th Anniversary Expenses	4,287	30,950	(26,663)	7,669
Annual Report	6,546	27,250	(20,704)	1,607
Staff Recognition Expenses	3,025	3,005	20	642
Board & Committee Expenses	869	2,680	(1,811)	0
<b>Sub-total</b>	<b>102,316</b>	<b>194,728</b>	<b>(92,412)</b>	<b>141,298</b>
<b>Total Expenses</b>	<b>1,726,843</b>	<b>1,875,736</b>	<b>(148,893)</b>	<b>1,651,137</b>
<b>Net Income / (Loss) Before Investment Returns</b>	<b>33,879</b>	<b>(156,142)</b>	<b>190,021</b>	<b>7,347</b>
Realized Gains/(Losses)	5,386	0	5,386	41,687
Unrealized Gains/(Losses)	2,936	0	2,936	0
Investment Management Fee	167	0	167	188
<b>Net Income / (Loss) Including Investment Returns</b>	<b>42,034</b>	<b>(156,142)</b>	<b>198,177</b>	<b>48,845</b>

**COMMUNITY FOUNDATION FOR MONTEREY COUNTY**  
**Operating Cash on Hand and Reserves - June 2020**  
**With Projections through September 2020**

**Operating Cash on Hand:**

Cash & Cash Equivalents	3,377,115
Less: Liabilities, excluding future period loan payments	637,413
<b>Total Cash Available</b>	<u>2,739,701</u>

Add: Accounts Receivable	
Prepaid Expenses	32,224
<b>Total Accounts Receivable and Prepaid Expenses</b>	<u>32,224</u>

**Total Cash Expendable** **2,771,926**

**Restrictions on cash available**

Less: Building Reserve	(150,000)
Less: Operating Reserve	(500,000)
<b>Total Restricted Cash</b>	<u>(650,000)</u>

**Unrestricted cash available** **2,121,926**

<i>Estimated revenue-Next Quarter</i>	<b>841,545</b>
<i>Estimated spending-Next Quarter</i>	<b>(868,705)</b>

**Estimated unrestricted cash remaining** **2,094,765**

**BUDGET**  
**2020**

**Notes:**

Annual Expenses excluding depreciation	3,500,360
Capital Expenses-Depreciation	80,130
<b>Total Cash needs</b>	<u>3,580,490</u>

(1) One month reserve	298,374
(2) Six-month reserve	1,790,245
(3) Number of months of expendable cash on hand	<b>7.0</b>

COMMUNITY FOUNDATION FOR MONTEREY COUNTY  
LONG TERM INVESTMENT PORTFOLIO  
Activity for the Month of: June 2020

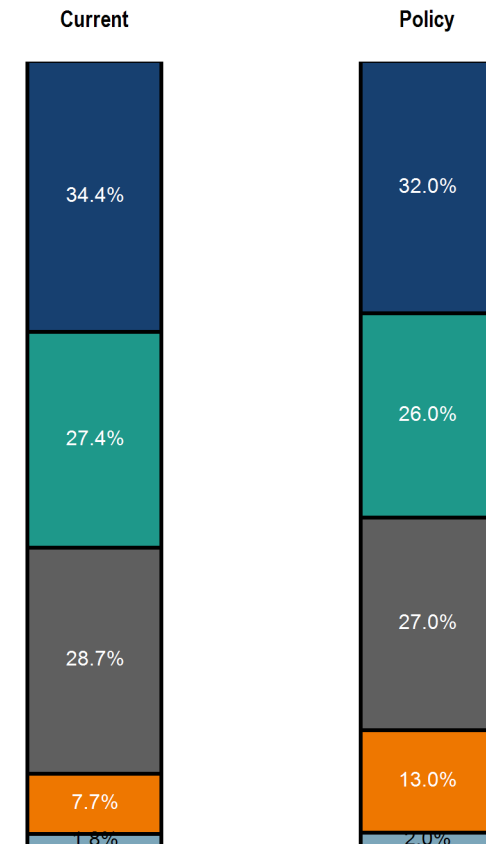
Market At Last Trade Date	Number of Shares	Code	Investment Account	Beginning Book	Beginning Market	Net Additions	Transfers	Interest & Dividends	Realized Gain(Loss)	Unrealized Gain(Loss)	Ending Book	Ending Market	Actual %	Board Policy
<b>CASH ACCOUNTS:</b>														
1.00	0.00	MS	Rabobank Endowment	47,074	47,074	340,748	0	0	0	0	391,988	391,988		
1.00	0	SWUXX	Schwab-MM/SWVXX	20,815	20,815	0	0	0	0	0	20,815	20,815		
1.00	0	SWUXX	Schwab Treasury-Cash	4,778,009	4,778,009	(1,729,952)	691,107	43	0	0	3,739,206	3,739,206		
			<b>TOTAL CASH</b>	<b>4,845,899</b>	<b>4,845,899</b>	<b>(1,389,205)</b>	<b>691,107</b>	<b>43</b>	<b>0</b>	<b>0</b>	<b>4,152,010</b>	<b>4,152,010</b>	<b>1.8%</b>	<b>4.4%</b>
<b>BOND ACCOUNTS:</b>														
14.53	1,443,033.89	DODIX	Dodge & Cox Income	19,611,151	20,837,409	0	(137,088)	137,088	0	129,873	19,611,151	20,967,282	9.1%	8.9%
12.38	2,141,770.07	JCBUX	JP Morgan Core Bond	25,214,172	26,258,101	0	(56,907)	56,907	0	257,012	25,214,172	26,515,114	11.5%	12.0%
27.42	318,958.21	VAIPX	Vanguard Inflation	8,794,912	8,656,526	0	0	0	0	89,308	8,794,912	8,745,834	3.8%	4.0%
10.94	905,625.84	VFSUX	Vanguard Short Term	9,695,177	9,826,040	0	(19,955)	19,955	0	81,506	9,695,177	9,907,547	4.3%	6.3%
			<b>TOTAL BONDS</b>	<b>63,315,413</b>	<b>65,578,077</b>	<b>0</b>	<b>(213,950)</b>	<b>213,950</b>	<b>0</b>	<b>557,700</b>	<b>63,315,413</b>	<b>66,135,777</b>	<b>28.7%</b>	<b>31.2%</b>
			<b>TOTAL FIXED INC.</b>	<b>68,161,312</b>	<b>70,423,975</b>	<b>(1,389,205)</b>	<b>477,156</b>	<b>213,993</b>	<b>0</b>	<b>557,700</b>	<b>67,467,423</b>	<b>70,287,786</b>	<b>30.5%</b>	<b>35.6%</b>
<b>ALTERNATIVE INVESTMENTS:</b>														
1,463.27	6,431.43	ASB	ASB Capital Management, LLC	8,600,000	9,526,776	0	0	0	0	0	8,600,000	9,526,776	4.1%	2.5%
35.32	79,843.80	DFREX	DFA Real Estate	2,275,214	2,771,378	0	(9,677)	9,677	0	48,705	2,275,214	2,820,083	1.2%	2.6%
111.34	32,946.36	VGSLX	Vanguard REIT Index	3,563,222	3,616,193	0	(35,421)	35,421	0	52,055	3,563,222	3,668,248	1.6%	2.6%
			<b>TOTAL ALTERNATIVE</b>	<b>14,438,436</b>	<b>15,914,347</b>	<b>0</b>	<b>(45,098)</b>	<b>45,098</b>	<b>0</b>	<b>100,760</b>	<b>14,438,436</b>	<b>16,015,107</b>	<b>6.9%</b>	<b>7.7%</b>
<b>COMMUNITY IMPACT INVESTMENTS:</b>														
			CA FarmLink	375,000	750,000	0	0	0	0	0	375,000	750,000	0.33%	
			Opportunity Fund	1,000,000	1,000,000	0	(4,166)	4,166	0	0	1,000,000	1,000,000	0.43%	
			<b>TOTAL CII</b>	<b>1,375,000</b>	<b>1,750,000</b>	<b>0</b>	<b>(4,166)</b>	<b>4,166</b>	<b>0</b>	<b>0</b>	<b>1,375,000</b>	<b>1,750,000</b>	<b>0.76%</b>	
<b>SMALL CAP:</b>														
68.29	96,594.00	IJR	iShares-S&P 600 Index	2,674,584	6,388,727	0	(22,686)	22,686	0	207,677	2,674,584	6,596,404	2.9%	2.9%
			<b>TOTAL SMALL CAP</b>	<b>2,674,584</b>	<b>6,388,727</b>	<b>0</b>	<b>(22,686)</b>	<b>22,686</b>	<b>0</b>	<b>207,677</b>	<b>2,674,584</b>	<b>6,596,404</b>	<b>2.9%</b>	<b>2.9%</b>
<b>MID CAP:</b>														
177.82	28,148.00	IJH	iShares-S&P 400 Index	1,366,803	4,957,426	0	(18,277)	18,277	0	47,852	1,366,803	5,005,277	2.2%	1.9%
			<b>TOTAL MID CAP</b>	<b>1,366,803</b>	<b>4,957,426</b>	<b>0</b>	<b>(18,277)</b>	<b>18,277</b>	<b>0</b>	<b>47,852</b>	<b>1,366,803</b>	<b>5,005,277</b>	<b>2.2%</b>	<b>1.9%</b>
<b>LARGE CAP:</b>														
160.70	54,858.95	DODGX	Dodge & Cox Stock Fund	7,429,054	8,698,434	0	(43,339)	43,339	0	117,398	7,429,054	8,815,833	3.8%	3.5%
112.62	61,368.00	IWD	iShares Russell 1000 Value	4,942,157	7,003,316	0	(42,696)	42,696	0	(92,052)	4,942,157	6,911,264	3.0%	2.8%
48.79	387,862.65	TRLGX	T Rowe Price	7,276,444	18,183,001	0	0	0	0	740,818	7,276,444	18,923,819	8.2%	6.7%
276.50	119,297.99	VINIX	Vanguard Index 500	18,194,954	32,506,316	0	(161,255)	161,255	0	479,578	18,194,954	32,985,894	14.3%	12.0%
			<b>TOTAL LARGE CAP</b>	<b>37,842,608</b>	<b>66,391,068</b>	<b>0</b>	<b>(247,289)</b>	<b>247,289</b>	<b>0</b>	<b>1,245,742</b>	<b>37,842,608</b>	<b>67,636,809</b>	<b>29.3%</b>	<b>25.0%</b>
<b>INTERNATIONAL:</b>														
52.77	285,166.61	AEPFX	EuroPacific	12,529,026	14,252,627	0	0	0	0	795,615	12,529,026	15,048,242	6.5%	5.3%
15.92	426,993.73	DFISX	DFA Int'l Small Co. Portfolio	7,955,743	6,690,992	0	(16,730)	16,730	0	106,748	7,955,743	6,797,740	2.9%	2.8%
35.56	400,808.66	DODFX	Dodge & Cox International	13,915,008	13,567,373	0	0	0	0	685,383	13,915,008	14,252,756	6.2%	4.5%
12.50	1,109,945.85	VTMGX	Vanguard Developed Mkts	12,965,120	13,485,842	0	(70,149)	70,149	0	388,481	12,965,120	13,874,323	6.0%	6.0%
39.61	334,871.00	VWO	Vanguard FTSE Emerging	13,005,253	12,510,781	0	(56,928)	56,928	0	753,460	13,005,253	13,264,240	5.8%	3.1%
			<b>TOTAL INT'L</b>	<b>60,370,149</b>	<b>60,507,615</b>	<b>0</b>	<b>(143,806)</b>	<b>143,806</b>	<b>0</b>	<b>2,729,687</b>	<b>60,370,149</b>	<b>63,237,302</b>	<b>27.4%</b>	<b>21.7%</b>
			<b>TOTAL EQUITIES</b>	<b>116,692,581</b>	<b>154,159,183</b>	<b>0</b>	<b>(477,156)</b>	<b>477,156</b>	<b>0</b>	<b>4,331,717</b>	<b>116,692,581</b>	<b>160,240,900</b>	<b>62.6%</b>	<b>51.5%</b>
			<b>GRAND TOTALS</b>	<b>184,853,893</b>	<b>224,583,158</b>	<b>(1,389,205)</b>	<b>0</b>	<b>691,149</b>	<b>0</b>	<b>4,889,417</b>	<b>184,160,004</b>	<b>230,528,686</b>	<b>100.0%</b>	<b>94.8%</b>

# Long-Term Portfolio

## Executive Summary - Preliminary (Net of Fees)

Period Ending: June 30, 2020

	Market Value	% of Portfolio	1 Mo	QTD	2020 Q1	YTD	1 Yr	3 Yrs	5 Yrs	10 Yrs		Current	%	Policy	%
<b>Total Fund</b>	<b>230,528,686</b>	<b>100.0</b>	<b>2.5</b>	<b>13.6</b>	<b>-15.7</b>	<b>-4.2</b>	<b>1.5</b>	<b>4.6</b>	<b>5.0</b>	<b>7.2</b>					
Policy Index			2.2	12.3	-14.1	-3.5	2.5	5.1	5.3	7.2					
60% MSCI ACWI/40% BBgBarc US Aggregate			2.2	12.6	-12.0	-0.8	5.6	6.5	6.2	7.6					
<b>Domestic Equity</b>	<b>79,238,491</b>	<b>34.4</b>	<b>2.3</b>	<b>22.1</b>	<b>-22.0</b>	<b>-4.8</b>	<b>4.4</b>	<b>9.4</b>	<b>10.0</b>	<b>--</b>					
Vanguard Institutional Index I	32,985,894	14.3	2.0	20.5	-18.7	-2.0	8.7	11.1	11.0	14.1					
S&P 500			2.0	20.5	-19.6	-3.1	7.5	10.7	10.7	14.0					
T. Rowe Price Large Cap Growth	18,923,819	8.2	4.1	28.6	-13.9	10.8	20.5	19.6	16.9	18.4					
Russell 1000 Growth			4.4	27.8	-14.1	9.8	23.3	19.0	15.9	17.2					
Dodge & Cox Stock	8,815,833	3.8	1.8	20.0	-29.2	-15.0	-6.2	3.0	5.9	11.7					
Russell 1000 Value			-0.7	14.3	-26.7	-16.3	-8.8	1.8	4.6	10.4					
iShares Russell 1000 Value Index ETF	6,911,264	3.0	-0.7	14.3	-26.7	-16.3	-8.8	1.6	4.5	10.2					
Russell 1000 Value			-0.7	14.3	-26.7	-16.3	-8.8	1.8	4.6	10.4					
iShares S&P Midcap 400 Index Fund ETF	5,005,277	2.2	1.3	24.0	-29.7	-12.8	-6.8	2.4	5.1	11.2					
S&P 400 MidCap			1.3	24.1	-29.7	-12.8	-6.7	2.4	5.2	11.3					
iShares S&P Small Cap 600 Index ETF	6,596,404	2.9	3.6	22.1	-32.8	-17.9	-11.3	0.6	4.4	11.2					
S&P 600 SmallCap			3.7	21.9	-32.6	-17.9	-11.3	0.6	4.5	11.2					
<b>International Equity</b>	<b>63,237,302</b>	<b>27.4</b>	<b>4.7</b>	<b>19.5</b>	<b>-25.8</b>	<b>-11.3</b>	<b>-4.5</b>	<b>0.5</b>	<b>2.2</b>	<b>--</b>					
Dodge & Cox International Stock	14,252,756	6.2	5.1	17.4	-30.5	-18.4	-11.3	-3.9	-1.2	4.8					
MSCI ACWI ex USA Gross			4.6	16.3	-23.3	-10.8	-4.4	1.6	2.7	5.5					
MSCI ACWI ex USA Value			4.0	12.8	-28.5	-19.4	-15.3	-4.0	-1.2	2.8					
American Funds Europacific Growth F2	15,048,242	6.5	5.6	22.7	-22.5	-4.9	3.0	4.6	4.8	7.4					
MSCI ACWI ex USA Gross			4.6	16.3	-23.3	-10.8	-4.4	1.6	2.7	5.5					
MSCI ACWI ex USA Growth			5.1	19.1	-18.2	-2.6	5.8	6.1	5.6	7.0					
Vanguard Developed Market Index Adm	13,874,323	6.0	3.4	17.4	-24.1	-10.8	-4.4	0.8	2.4	6.1					
Spliced Vanguard Developed Markets Index			3.4	16.3	-23.9	-11.4	-4.9	0.6	2.2	5.8					
DFA International Small Company I	6,797,740	2.9	1.8	21.0	-30.2	-15.6	-6.6	-1.8	2.4	6.9					
MSCI World ex USA Small Cap			1.8	21.7	-28.4	-12.9	-3.2	0.5	3.6	7.3					
Vanguard FTSE Emerging Markets ETF	13,264,240	5.8	6.5	18.6	-24.4	-10.4	-3.9	1.8	2.1	3.1					
Spliced Vanguard Emerging Markets Stock Index			7.4	19.0	-24.2	-9.8	-3.2	2.0	2.0	3.1					
<b>Domestic Fixed Income</b>	<b>66,135,777</b>	<b>28.7</b>	<b>1.2</b>	<b>4.6</b>	<b>0.7</b>	<b>5.3</b>	<b>7.8</b>	<b>5.0</b>	<b>4.1</b>	<b>--</b>					
Dodge & Cox Income	20,967,282	9.1	1.3	6.0	-0.7	5.2	8.3	5.4	4.7	4.5					
BBgBarc US Aggregate TR			0.6	2.9	3.1	6.1	8.7	5.3	4.3	3.8					
JP Morgan Core Bond R6	26,515,114	11.5	1.2	3.5	2.3	5.9	8.4	5.4	4.4	4.0					
BBgBarc US Aggregate TR			0.6	2.9	3.1	6.1	8.7	5.3	4.3	3.8					
<b>Alternatives</b>	<b>\$17,765,107</b>	<b>7.7%</b>													
<b>Cash and Equivalents</b>	<b>\$4,152,010</b>	<b>1.8%</b>													
<b>Total</b>	<b>\$230,528,686</b>	<b>100.0%</b>													



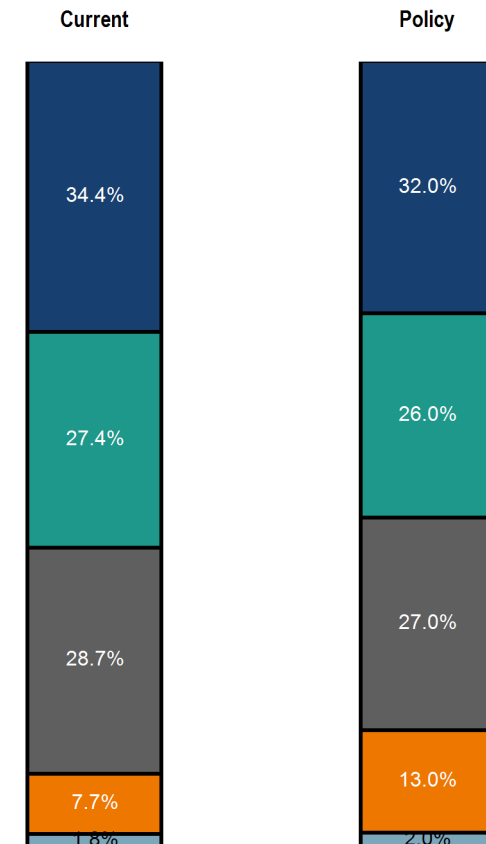
The Policy Index consists of the following: 27% S&P 500, 2% S&P 400 Mid Cap, 3% S&P Small Cap 600, 16% MSCI ACWI Ex US, 3% MSCI EAFE Small Cap, 6% MSCI Emerging Markets Free, 20% BBgBarc US Aggregate, 5% BBgBarc US 1-5 Yr Credit, 4% BBgBarc US TIPS, 3% Bloomberg Commodity, 3% FTSE NAREIT, 6% NCREIF ODCE Net, 2% 91-Day Treasury Bills. Schwab cash values reflect transactions in transit as provided by CFMC. Gresham TAP liquidated 5/29/2020. DFA Emerging Markets liquidated 5/14/2020. All data is preliminary.

# Long-Term Portfolio

## Executive Summary - Preliminary (Net of Fees)

Period Ending: June 30, 2020

	Market Value	% of Portfolio	1 Mo	QTD	2020 Q1	YTD	1 Yr	3 Yrs	5 Yrs	10 Yrs		Current	%	Policy	%
Vanguard Short-Term Investment Grade Adm	9,907,547	4.3	1.0	4.8	-1.5	3.3	5.0	3.5	3.0	2.8	Domestic Equity	\$79,238,491	34.4%	\$73,769,180	32.0%
BBgBarc US Credit 1-5 Yr TR			0.9	4.6	-1.2	3.4	5.4	3.9	3.2	3.1	International Equity	\$63,237,302	27.4%	\$59,937,458	26.0%
Vanguard Inflation-Protected Securities Adm	8,745,834	3.8	1.0	4.1	1.8	6.0	8.1	4.9	3.7	3.4	Domestic Fixed Income	\$66,135,777	28.7%	\$62,242,745	27.0%
BBgBarc US TIPS TR			1.1	4.2	1.7	6.0	8.3	5.0	3.7	3.5	Alternatives	\$17,765,107	7.7%	\$29,968,729	13.0%
<b>Alternatives</b>	<b>17,765,107</b>	<b>7.7</b>	<b>0.9</b>	<b>3.5</b>	<b>-14.0</b>	<b>-11.0</b>	<b>-8.4</b>	<b>0.0</b>	<b>0.4</b>	<b>--</b>	Cash and Equivalents	\$4,152,010	1.8%	\$4,610,574	2.0%
ASB Capital Management	9,526,776	4.1	0.0	0.0	1.4	1.4	1.6	4.4	5.3	10.3	<b>Total</b>	<b>\$230,528,686</b>	<b>100.0%</b>	<b>\$230,528,686</b>	<b>100.0%</b>
NCREIF ODCE Net			0.0	0.0	0.8	0.8	3.2	5.3	6.7	10.0					
DFA Real Estate Securities I	2,820,083	1.2	2.1	13.1	-23.1	-13.0	-6.4	3.7	6.4	10.2					
Wilshire REIT			2.3	10.6	-25.6	-17.8	-12.3	0.2	4.0	9.2					
Vanguard Real Estate Index Adm	3,668,248	1.6	2.4	13.5	-24.1	-13.9	-6.9	2.2	5.4	9.7					
Spliced Vanguard Real Estate Index			2.5	13.5	-24.1	-13.8	-6.5	2.4	5.5	9.8					
Wilshire REIT			2.3	10.6	-25.6	-17.8	-12.3	0.2	4.0	9.2					
<b>Community Impact Investments</b>	<b>1,750,000</b>	<b>0.8</b>	<b>0.2</b>	<b>0.4</b>	<b>1.1</b>	<b>1.5</b>	<b>2.2</b>	<b>--</b>	<b>--</b>	<b>--</b>					
CA FarmLink	750,000	0.3	0.0	0.0	1.8	1.8	1.8	--	--	--					
2.5% Annualized Return Index			0.2	0.6	0.6	1.2	2.5	--	--	--					
Opportunity Fund	1,000,000	0.4	0.4	0.6	0.6	1.3	2.5	--	--	--					
2.5% Annualized Return Index			0.2	0.6	0.6	1.2	2.5	--	--	--					
<b>Cash and Equivalents</b>	<b>4,152,010</b>	<b>1.8</b>	<b>0.0</b>	<b>0.0</b>	<b>0.1</b>	<b>0.1</b>	<b>0.3</b>	<b>0.6</b>	<b>0.4</b>	<b>--</b>					
Schwab Value Advantage Money Premier	20,815	0.0	0.0	0.0	0.1	0.1	0.3	0.8	0.3	0.1					
First National Cash	0	0.0	0.0	0.0	0.0	0.0	0.0	0.0	0.0	--					
Rabobank Endowment	391,988	0.2	0.0	0.0	0.0	0.0	0.0	0.0	0.0	--					
Schwab Cash	3,739,206	1.6	0.0	0.0	0.1	0.1	0.3	0.7	0.4	0.2					
91 Day T-Bills			0.0	0.0	0.4	0.4	1.3	1.7	1.1	0.6					



The Policy Index consists of the following: 27% S&P 500, 2% S&P 400 Mid Cap, 3% S&P Small Cap 600, 16% MSCI ACWI Ex US, 3% MSCI EAFE Small Cap, 6% MSCI Emerging Markets Free, 20% BBgBarc US Aggregate, 5% BBgBarc US 1-5 Yr Credit, 4% BBgBarc US TIPS, 3% Bloomberg Commodity, 3% FTSE NAREIT, 6% NCREIF ODCE Net, 2% 91-Day Treasury Bills. Schwab cash values reflect transactions in transit as provided by CFMC. CA FarmLink and Opportunity Fund funded 1/31/2019. Gresham TAP liquidated 5/29/2020. DFA Emerging Markets liquidated 5/14/2020. ASB market value as of 3/31/2020. All data is preliminary.

COMMUNITY FOUNDATION FOR MONTEREY COUNTY  
MEDIUM TERM FUND PORTFOLIO  
Activity for the Month of: June 2020

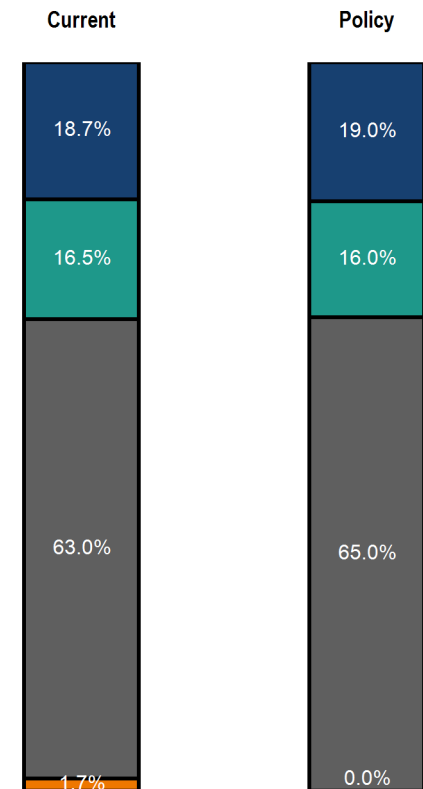
Market At Last Trade Date	Number of Shares	Code	Investment Account	Beginning Book	Beginning Market	Net Additions	Transfers	Interest & Dividends	Realized Gain(Loss)	Unrealized Gain(Loss)	Ending Book	Ending Market	Actual %	Board Policy
<u>CASH ACCOUNTS:</u>														
0.00	0.00	SWUXX	Schwab - Cash	(97,208)	(97,208)	206,917	23,832	1	66,422	0	133,541	133,541		
			TOTAL CASH	(97,208)	(97,208)	206,917	23,832	1	66,422	0	133,541	133,541	1.7%	0.0%
<u>BOND ACCOUNTS:</u>														
14.53	127,254.19	DODIX	Dodge & Cox Income Fund	1,753,312	1,837,550	0	(12,089)	12,089	0	11,453	1,753,312	1,849,003	23.9%	25.0%
10.94	106,232.33	VFSUX	Vanguard Short Term	1,136,623	1,152,621	0	(2,341)	2,341	0	9,561	1,136,623	1,162,182	15.0%	15.0%
11.61	160,608.91	VBTLX	Vanguard Total Bond Market Index	1,727,018	1,855,033	0	(3,478)	3,478	0	9,637	1,727,018	1,864,669	24.1%	25.0%
			TOTAL BONDS	4,616,953	4,845,204	0	(17,908)	17,908	0	30,650	4,616,953	4,875,854	63.0%	65.0%
			TOTAL FIXED INC.	4,519,745	4,747,996	206,917	5,924	17,909	66,422	30,650	4,750,494	5,009,395	64.7%	65.0%
<u>DOMESTIC:</u>														
139.88	10,372.38	VTNR	Vanguard Russell 3000	1,340,063	1,569,723	(155,192)	(5,923)	5,923	50,261	(13,904)	1,235,132	1,450,889	18.7%	19.0%
			TOTAL DOMESTIC	1,340,063	1,569,723	(155,192)	(5,923)	5,923	50,261	(13,904)	1,235,132	1,450,889	18.7%	19.0%
<u>INTERNATIONAL:</u>														
52.77	24,214.64	AEPPX	EuroPacific	1,283,411	1,299,347	(94,980)	0	0	16,161	57,279	1,204,592	1,277,806	16.5%	16.0%
			TOTAL INTERNATIONAL	1,283,411	1,299,347	(94,980)	0	0	16,161	57,279	1,204,592	1,277,806	16.5%	16.0%
			TOTAL EQUITIES	2,623,473	2,869,070	(250,172)	(5,923)	5,923	66,422	43,375	2,439,724	2,728,695	35.3%	35.0%
			GRAND TOTALS	7,143,218	7,617,066	(43,255)	1	23,832	132,845	74,025	7,190,218	7,738,091	100.0%	100.0%

# Medium Term Fund

## Executive Summary - Preliminary (Net of Fees)

Period Ending: June 30, 2020

	Market Value	% of Portfolio	1 Mo	QTD	2020 Q1	YTD	1 Yr	3 Yrs	5 Yrs	10 Yrs		Current	%	Policy	%
<b>Total Fund</b>	<b>7,738,091</b>	<b>100.0</b>	<b>2.2</b>	<b>10.0</b>	<b>-7.0</b>	<b>2.3</b>	<b>7.1</b>	<b>5.8</b>	<b>--</b>	<b>--</b>					
<i>Policy Index</i>			1.5	8.3	-6.3	1.5	6.1	5.6	5.1	6.0					
<b>Domestic Equity</b>	<b>1,450,889</b>	<b>18.7</b>	<b>2.4</b>	<b>22.0</b>	<b>-21.0</b>	<b>-3.6</b>	<b>6.4</b>	<b>9.8</b>	<b>--</b>	<b>--</b>					
Vanguard Russell 3000	1,450,889	18.7	2.4	22.0	-21.0	-3.6	6.4	9.8	9.8	--					
<i>Russell 3000</i>			2.3	22.0	-20.9	-3.5	6.5	10.0	10.0	13.7					
<b>International Equity</b>	<b>1,277,806</b>	<b>16.5</b>	<b>5.6</b>	<b>22.7</b>	<b>-22.5</b>	<b>-4.9</b>	<b>3.0</b>	<b>4.6</b>	<b>--</b>	<b>--</b>					
American Funds Europacific Growth F2	1,277,806	16.5	5.6	22.7	-22.5	-4.9	3.0	4.6	4.8	7.4					
<i>MSCI ACWI ex USA Gross</i>			4.6	16.3	-23.3	-10.8	-4.4	1.6	2.7	5.5					
<b>Domestic Fixed Income</b>	<b>4,875,854</b>	<b>63.0</b>	<b>1.0</b>	<b>4.5</b>	<b>0.6</b>	<b>5.2</b>	<b>7.8</b>	<b>4.9</b>	<b>--</b>	<b>--</b>					
Vanguard Total Bond Market Index	1,864,669	24.1	0.7	3.0	3.3	6.4	9.0	5.3	4.3	3.8					
Dodge & Cox Income	1,849,003	23.9	1.3	6.0	-0.7	5.2	8.4	5.4	4.7	4.5					
<i>BBGBarc US Aggregate TR</i>			0.6	2.9	3.1	6.1	8.7	5.3	4.3	3.8					
Vanguard Short-Term Investment Grade Adm	1,162,182	15.0	1.0	4.8	-1.5	3.3	4.9	3.5	3.0	2.8					
<i>BBGBarc US Credit 1-5 Yr TR</i>			0.9	4.6	-1.2	3.4	5.4	3.9	3.2	3.1					
<b>Cash and Equivalents</b>	<b>133,541</b>	<b>1.7</b>	<b>0.0</b>	<b>0.0</b>	<b>0.0</b>	<b>0.0</b>	<b>0.1</b>	<b>0.3</b>	<b>--</b>	<b>--</b>					
Schwab Cash	133,541	1.7	0.0	0.0	0.0	0.0	0.1	0.3	--	--					
<i>91 Day T-Bills</i>			0.0	0.0	0.4	0.4	1.3	1.7	1.1	0.6					
<b>Total</b>	<b>\$7,738,091</b>	<b>100.0%</b>										<b>\$7,738,091</b>	<b>100.0%</b>	<b>\$7,738,091</b>	<b>100.0%</b>



Policy Index: 19% Russell 3000, 16% MSCI ACWI Ex US, 50% BBGBarc US Aggregate, 15% BBGBarc 1-5 Year Gov/Credit. Medium Pool portfolio funded 5/13/2016. Fund performance has been backfilled and represents actual performance for periods shown. All data is preliminary.

COMMUNITY FOUNDATION FOR MONTEREY COUNTY  
ESG FUND PORTFOLIO  
Activity for the Month of: June 2020





Market At Last Trade Date	Number of Shares	Code	Investment Account	Beginning Book	Beginning Market	Net Additions	Transfers	Interest & Dividends	Realized Gain(Loss)	Unrealized Gain(Loss)	Ending Book	Ending Market	Actual %	Board Policy
<u>CASH ACCOUNTS:</u>														
		SWUXX	Schwab - Cash	75,232	75,232	(22,728)	2,651	1	0	0	55,156	55,156	1.5%	0.0%
<u>BOND ACCOUNTS:</u>														
10.88	142,296.25	TSBIX	TIAA Social Choice Bond Fund	1,444,791	1,532,531	0	(2,651)	2,651	0	15,653	1,444,791	1,548,183	41.6%	40.0%
<u>DOMESTIC EQUITY:</u>														
20.16	61,792.07	TISCX	TIAA Social Choice Equity Fund	1,163,785	1,216,686	0	0	0	0	29,042	1,163,785	1,245,728	33.5%	35.0%
<u>INTERNATIONAL EQUITY:</u>														
10.34	84,490.52	TSONX	TIAA Social Choice International	899,233	840,681	0	0	0	0	32,951	899,233	873,632	23.5%	25.0%
GRAND TOTAL				3,507,810	3,589,897	0	(2,651)	2,651	0	77,646	3,507,810	3,722,699	100%	100%

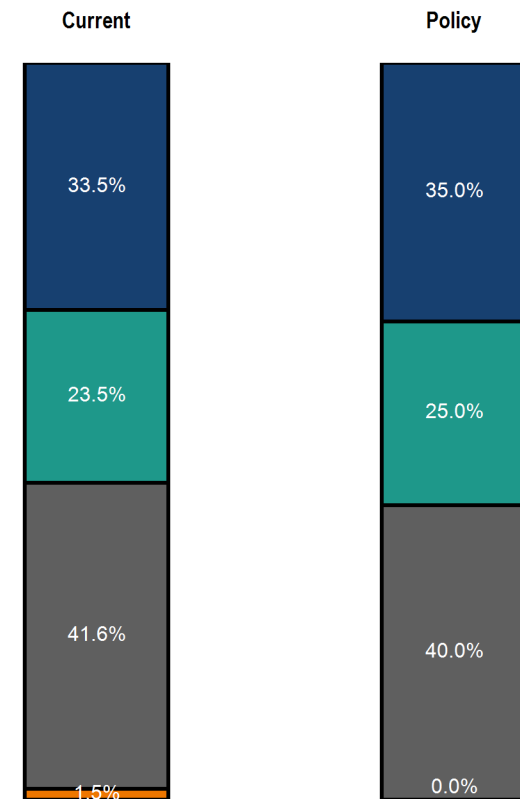


# ESG Portfolio

## Executive Summary - Preliminary (Net of Fees)

Period Ending: June 30, 2020

	Market Value	% of Portfolio	1 Mo	QTD	2020 Q1	YTD	1 Yr	3 Yrs	5 Yrs	10 Yrs			Current	%	Policy	%
Total Fund	3,722,699	100.0	2.2	12.6	-12.3	-1.3	5.0	5.7	--	--		Domestic Equity	\$1,245,728	33.5%	\$1,302,945	35.0%
Policy Index			1.9	12.4	-12.2	-1.3	5.0	6.2	6.1	8.1		International Equity	\$873,632	23.5%	\$930,675	25.0%
Domestic Equity	1,245,728	33.5	2.4	22.3	-20.5	-2.8	8.1	10.2	--	--						
TIAA CREF Social Choice Equity Fund	1,245,728	33.5	2.4	22.3	-20.5	-2.8	8.1	10.2	10.2	13.0		Domestic Fixed Income	\$1,548,183	41.6%	\$1,489,080	40.0%
Russell 3000			2.3	22.0	-20.9	-3.5	6.5	10.0	10.0	13.7						
International Equity	873,632	23.5	3.9	16.3	-22.3	-9.6	-2.5	1.6	--	--		Cash and Equivalents	\$55,156	1.5%	\$0	0.0%
TIAA CREF Social Choice International Equity Fund	873,632	23.5	3.9	16.3	-22.3	-9.6	-2.5	1.6	--	--		Total	\$3,722,699	100.0%	\$3,722,699	100.0%
MSCI EAFE Gross			3.4	15.1	-22.7	-11.1	-4.7	1.3	2.5	6.2						
Domestic Fixed Income	1,548,183	41.6	1.2	5.1	-0.8	4.3	6.9	4.9	--	--		Current			Policy	
TIAA CREF Social Bond Fund	1,548,183	41.6	1.2	5.1	-0.8	4.3	6.9	4.9	4.3	--						
BBgBarc US Aggregate TR			0.6	2.9	3.1	6.1	8.7	5.3	4.3	3.8						
Cash and Equivalents	55,156	1.5	0.0	0.0	0.0	0.0	0.1	0.2	--	--						
Schwab Cash	55,156	1.5	0.0	0.0	0.0	0.0	0.1	0.2	--	--						
91 Day T-Bills			0.0	0.0	0.4	0.4	1.3	1.7	1.1	0.6			33.5%		35.0%	



Policy Index: 35% Russell 3000, 25% MSCI EAFE, 40% BBgBarc US Aggregate. ESG Pool portfolio funded 9/29/2016. Fund performance has been backfilled and represents actual performance for periods shown. All data is preliminary.

COMMUNITY FOUNDATION FOR MONTEREY COUNTY  
DRIM INVESTMENT PORTFOLIO  
Activity for the Month of: June 2020

Market At Last Trade Date	Number of Shares	Code	Investment Account	Beginning Book	Beginning Market	Net Additions	Transfers	Interest & Dividends	Realized Gain(Loss)	Unrealized Gain(Loss)	Ending Book	Ending Market	Actual %
<b>CASH ACCOUNTS:</b>													
			Schwab - Cash	716,028	716,028	0	851	6	0	0	716,885	716,885	
			<b>TOTAL CASH</b>	<b>716,028</b>	<b>716,028</b>	<b>0</b>	<b>851</b>	<b>6</b>	<b>0</b>	<b>0</b>	<b>716,885</b>	<b>716,885</b>	<b>31.4%</b>
<b>EQUITIES</b>													
40.75	1,800.00	FIX	Comfort Systems USA	100,349	66,600	0	0	0	0	6,750	100,349	73,350	3.2%
62.42	3,000.00	FN	Fabrinet	149,560	191,820	0	0	0	0	(4,560)	149,560	187,260	8.2%
13.89	3,700.00	FFBC	First Financial Bancorp	99,485	49,173	0	(851)	851	0	2,220	99,485	51,393	2.3%
48.01	2,000.00	ROCK	Gibraltar Industries	100,099	88,020	0	0	0	0	8,000	100,099	96,020	4.2%
28.46	5,600.00	HASI	Hannon Armstrong	131,358	162,456	0	0	0	0	(3,080)	131,358	159,376	7.0%
188.56	750.00	HELE	Helen of Troy, LTD	103,793	136,440	0	0	0	0	4,980	103,793	141,420	6.2%
88.03	2,500.00	LGIH	LGI Homes, Inc.	103,437	208,550	0	0	0	0	11,525	103,437	220,075	9.6%
24.69	3,100.00	SHOO	Madden Steven, LTD	99,477	72,912	0	0	0	0	3,627	99,477	76,539	3.4%
50.83	1,900.00	NVEE	NV5 Global, Inc.	138,054	89,604	0	0	0	0	6,973	138,054	96,577	4.2%
19.71	2,400.00	PACW	PacWest Bancorp	92,644	41,544	0	0	0	0	5,760	92,644	47,304	2.1%
54.98	2,000.00	WNS	WNS Holdings, LTD	96,064	96,680	0	0	0	0	13,280	96,064	109,960	4.8%
51.28	3,000.00	NEP	Nextera Energy Partners, LP	136,772	153,330	0	0	0	0	510	136,772	153,840	6.7%
167.37	900.00	0.00	SPDR Gold	131,387	146,619	0	0	0	0	4,014	131,387	150,633	6.6%
			<b>TOTAL EQUITIES</b>	<b>1,482,479</b>	<b>1,503,748</b>	<b>0</b>	<b>(851)</b>	<b>851</b>	<b>0</b>	<b>59,999</b>	<b>1,482,479</b>	<b>1,563,747</b>	
			<b>GRAND TOTALS</b>	<b>2,198,507</b>	<b>2,219,776</b>	<b>0</b>	<b>0</b>	<b>857</b>	<b>0</b>	<b>59,999</b>	<b>2,199,364</b>	<b>2,280,632</b>	<b>100.0%</b>

# DRIM Review 05/31/2020



## Neumeier Poma Investment Counsel (market value \$2,219,776)

### PERFORMANCE

	1 MO	YTD	1 YR	SINCE INCEPTION (6/26/18)
DRIM Provider	3.3%	-7.3%	-0.5%	0.4%
Policy Index (Russell 2000 Value)	2.87%	-25.65%	-14.69%	-14.18%
Foundation	3.4%	-6.5%	3.1%	--

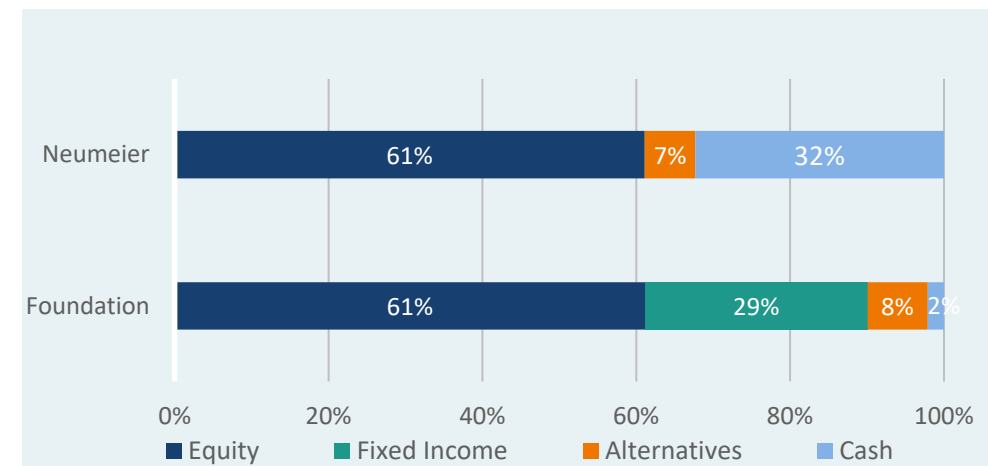
### LARGEST HOLDINGS

	WEIGHT	% GAIN/LOSS
Money Market Fund	32.3%	--
LGI Homes	9.4%	25.9%
Fabrinet	8.6%	19.3%
Hannon Armstrong	7.3%	10.3%
Nextera Energy	6.9%	46.4%
SPDR Gold Trust	6.6%	8.8%

### ASSET ALLOCATION VS. MIN/MAX RANGE

ASSET CLASS	CURRENT	MIN	MAX
Equities	61.1%	70%	90%
Fixed Income	0%	0%	0%
Alternatives	6.6%	0%	0%
Cash & Equivalents	32.3%	10%	30%

### ASSET ALLOCATION VS. FOUNDATION



Donor fund inception date: 6/26/2018. Returns 1 year and longer are annualized.

Note: During a quarterly review, the investment committee will also generally have the DRIM providers report for expanded detail.

COMMUNITY FOUNDATION FOR MONTEREY COUNTY			Changes in Fund Balances -- January 1 through June 30, 2020						
			Interfund			All Grants			
			Contrib'ns -	Investment	Interest &	& Pledges	Admin.	Expenses &	Ending
Fund Name	Beg. Fund	Contrib'ns	Other Inc	Gain (Loss)	Dividends	Paid/Rec'd	Fees	Transfers	Fund Balance
<b><u>Admin - Operating</u></b>									
Operating Fund	2,900,145	73,348	1,663,851	0	17,447	0	0	1,726,843	2,927,948
<b>Subtotal Administration (1)</b>	<b>2,900,145</b>	<b>73,348</b>	<b>1,663,851</b>	<b>0</b>	<b>17,447</b>	<b>0</b>	<b>0</b>	<b>1,726,843</b>	<b>2,927,948</b>
<b><u>Affiliate Funds</u></b>									
Big Sur Fund - Nonendowed	25,389	0	0	0	125	0	254	0	25,259
Weston Call Fund for Big Sur - Nonendowed	49,169	0	0	(494)	279	0	482	6	48,467
Weston Call Fund for Big Sur - Endowed	0	0	0	0	0	0	0	0	0
Community Fund for Carmel Valley - Endowed	0	0	0	(0)	0	0	0	0	(0)
Community Fund for Carmel Valley - Nonendowed	0	10,900	0	(228)	84	0	43	4	10,708
Northern Monterey County Foundation - Nonendowed	29,933	4,825	4,000	0	163	0	351	0	38,570
Northern Monterey County Foundation - Endowed	137,136	4,825	4,000	(6,147)	1,240	0	1,280	86	139,690
Southern Monterey County Foundation - Endowed	179,201	1,125	0	(8,315)	1,552	0	1,614	108	171,841
Southern Monterey County Foundation - Nonendowed	62,733	1,125	0	0	308	1,000	632	0	62,534
<b>Subtotal Affiliate Funds (9)</b>	<b>483,561</b>	<b>22,800</b>	<b>8,000</b>	<b>(15,184)</b>	<b>3,751</b>	<b>1,000</b>	<b>4,655</b>	<b>205</b>	<b>497,069</b>
<b><u>Designated - Agency</u></b>									
Animal Legal Defense Fund	0	0	18,641	391	56	0	0	1	19,086
Pauline and John Anderson Fund	841,098	0	0	(38,653)	7,292	0	4,728	510	804,499
William S. and Janice R. Anderson Fund	28,118	0	0	(1,728)	224	4,000	146	16	22,452
Tony P. and Marjorie Ayres Fund	59,097	0	0	(2,716)	512	0	332	36	56,525
Nancy Parker Benham Endowment Fund	1,448,996	0	0	(66,573)	12,564	0	7,767	878	1,386,342
Central Coast Lighthouse Keepers Fund	867,337	0	0	(43,898)	7,333	37,035	4,762	513	788,462
Cislini Fund	10,001,595	0	0	(458,617)	86,808	0	31,255	6,067	9,592,465
Howard and Lynn Classen Endowment	17,390	0	0	(799)	151	0	98	11	16,633
Arts Council of Monterey County Endowment Fund	17,081	0	0	(865)	144	732	94	10	15,524
The Gloria S. Daly Endowment Fund for All Saints' Episcopal Day School	37,102	0	0	(1,878)	314	1,590	204	22	33,722
Charles Auguste de Guigne Charitable Foundation	18,275,015	0	0	(835,627)	158,660	0	49,880	11,087	17,537,081
Frances Elgan & Werner Kunkel Fund	2,208,975	0	0	(101,464)	19,156	0	11,186	1,339	2,114,143
Howard W. and Elva M. Elliott Trust Fund	3,902,898	0	0	(179,010)	33,871	0	13,172	2,367	3,742,220
The Herman Fletcher Fund	337,163	0	0	(15,495)	2,923	0	1,895	204	322,492
A Fork in the Road-A Fund Providing a Path to a Science Career	162,266	0	0	(7,457)	1,407	0	912	98	155,205
John Gill ALS Patient Support Fund	160,332	0	0	(8,117)	1,355	6,870	880	95	145,725
Rodney & Betty Guilfoil Fund	678,736	0	0	(31,192)	5,884	0	3,815	411	649,202
The Edgar H. Haber and Terry Jones Haber Fund	2,888,231	0	0	(132,649)	25,048	0	14,241	1,751	2,764,638
Jack and Donna Hardy Fund	47,758	0	0	0	223	11,500	421	0	36,061
Hester Hyde Griffin Fund for All Saints Day School	422,789	0	0	(21,405)	3,574	18,116	2,321	250	384,271
The Hudson Fund	45,478	0	0	(2,090)	394	0	256	28	43,499
Ward D. and Mary T. Ingram Fund	163,001	0	0	(7,491)	1,413	0	916	99	155,908
Bob Jones Boy Scout Camping Fund	23,554	0	0	(1,191)	199	991	129	14	21,428
The William Kiepora Fund	1,379,579	0	0	(63,386)	11,962	0	7,455	836	1,319,864
Jack and Patricia Kilmartin Fund	398,399	0	0	(18,920)	3,426	5,603	2,222	240	374,841
Sandy Loiacono Scholarship Fund	134,056	0	0	(6,161)	1,162	0	754	81	128,223
John H. Marble Endowment Fund	9,452,874	0	0	(455,737)	81,014	204,102	29,769	5,664	8,838,617
MBD Fund	0	15,188	0	0	10	2,000	190	0	13,007
Jane P. McKay Endowment Fund for the Big Sur Land Trust	170,541	0	0	(8,634)	1,442	7,307	936	101	155,004
Jane P. McKay Endowment Fund for Door to Hope	170,525	0	0	(8,634)	1,442	7,307	936	101	154,989
Jane P. McKay Endowment Fund for the Hartnell College	171,244	0	0	(8,670)	1,448	7,337	940	101	155,644

COMMUNITY FOUNDATION FOR MONTEREY COUNTY			Changes in Fund Balances -- January 1 through June 30, 2020						
			Interfund			All Grants			
			Contrib'n's -	Investment	Interest &	& Pledges	Admin.	Expenses &	Ending
Fund Name	Beg. Fund	Contrib'n's	Other Inc	Gain (Loss)	Dividends	Paid/Rec'd	Fees	Transfers	Fund Balance
Monterey County Symphony Association Fund	104,297	0	0	(5,280)	882	4,467	573	62	94,798
Joyce Morris Fund	516,610	0	0	(23,741)	4,479	0	2,904	313	494,130
Margaret L. Musser Restricted Fund	1,627,586	0	0	(74,772)	14,113	0	8,570	987	1,557,370
F. Robert Nunes Family Fund	2,580,780	0	0	(118,534)	22,381	0	12,858	1,564	2,470,204
Perry-Downer House Fund	95,119	0	0	(4,835)	803	4,255	522	56	86,254
Anne Thorp Memorial Fund	45,000	0	0	598	443	0	269	12	45,761
Dr. James Valentine Fund	0	147,395	0	250,143	15,971	0	0	(4,449,833)	4,863,342
Maud Porter Work Rose Garden Fund	129,470	0	0	(6,555)	1,094	5,547	711	77	117,676
Carl Young Memorial Earth Science Endowment Fund	21,020	3,000	0	(1,136)	203	573	133	14	22,368
YWCA Endowment Fund	67,616	0	0	(3,423)	572	2,897	371	40	61,456
<b>Subtotal Designated - Agency (41)</b>	<b>59,698,725</b>	<b>165,582</b>	<b>18,641</b>	<b>(2,516,199)</b>	<b>532,349</b>	<b>332,229</b>	<b>219,521</b>	<b>(4,413,779)</b>	<b>61,761,128</b>
<b>Unrestricted</b>									
21st Century Fund - Health, Education, Social & Community Svcs	1,166,302	0	0	(54,888)	9,960	48,410	10,480	704	1,061,780
Kathleen and Austin Barrows Fund	689,684	0	0	(31,799)	5,969	584	6,197	418	656,656
Wendy (Millard) Benjamin Fund	676,659	0	0	(31,188)	5,858	0	6,080	410	644,839
Cislini Fund #2 - 15% Discretionary	1,699,393	0	0	(79,988)	14,520	65,376	15,270	1,025	1,552,253
Leland Edmund Dake and Gloria Urban Dake Fund	453,183	0	0	(20,888)	3,923	0	4,072	274	431,872
Mary Jane Drummond Fund	720,674	0	0	(33,216)	6,239	0	6,476	436	686,784
Lewis and Gloria Fenton Fund	170,751	0	0	(8,897)	1,441	8,836	960	101	153,399
General Endowment	7,633,779	22,863	53,432	(292,505)	78,170	402,974	68,235	3,955	7,020,575
General Endowment-NGP Grants	0	0	50,000	0	0	50,000	0	0	0
General Endowment - Opportunity Fund	2,469	0	150,000	0	(0)	67,200	0	0	85,269
Marilyn & Philo Holland Fund	72,824	0	0	(3,416)	622	3,276	654	44	66,057
Lauralie and J. J. Irvine Fund	8,682,304	0	0	(403,852)	74,672	221,513	78,015	5,253	8,048,343
George P. and Betty Kendall Memorial Fund	43,194	0	0	(2,006)	372	818	388	26	40,328
Leo Lanini Fund	26,832	0	0	(1,381)	227	1,212	241	16	24,209
The Barbara and Joseph Lee Fund	95,192	0	0	(4,464)	813	4,268	855	57	86,360
LLC #1 CFMC Real Estate	0	0	0	0	0	0	0	0	0
The John and Nancy Love Fund	900,613	0	0	(46,275)	7,618	40,089	8,093	533	813,241
Jan and Tannie Mandel Fund	0	0	135,252	2,834	403	0	0	6	138,483
John R. Marron Fund	1,029,090	0	0	(48,252)	8,792	45,598	9,247	621	934,162
Paul Edward and Gay Delores Rochester Fund	243,393	0	0	(11,579)	2,056	20,065	2,187	147	211,471
Donna Roop Fund	354,741	0	0	(16,636)	3,030	15,860	3,188	214	321,874
The Scott Fund	120,932	0	0	(5,675)	1,032	5,631	1,087	73	109,499
Renita K. Seibel Fund	57,083	0	0	(2,675)	488	2,433	513	34	51,916
Clyn & Pamela Smith Fund	38,136	0	0	(1,788)	326	1,671	343	23	34,637
Evelyn Torras Fund	459,539	0	0	(21,762)	3,895	32,323	4,129	277	404,943
CFMC Trustees Fund	6,501	0	0	(300)	56	0	58	4	6,195
<b>Subtotal Discretionary - General (26)</b>	<b>25,343,268</b>	<b>22,863</b>	<b>388,684</b>	<b>(1,120,596)</b>	<b>230,481</b>	<b>1,038,137</b>	<b>226,768</b>	<b>14,652</b>	<b>23,585,144</b>
<b>Field of Interest</b>									
Ruth L. and Wilbur K. Amonette Fund - Arts and education	793,270	0	0	(36,562)	6,867	0	7,128	480	755,967
The Todd Lueders Fund for the Arts - Arts	1,354,537	29,899	0	(59,748)	11,888	0	12,312	830	1,323,434
Paul Block, Jr. Fund - Elderly	159,232	0	0	(7,466)	1,360	7,050	1,431	96	144,549
Patricia J. Boles - Arts	706,253	0	0	(32,552)	6,114	0	6,346	428	673,041
Maureen Bradford Fund - Needy children and abused women	128,891	0	0	(6,082)	1,099	5,702	1,158	78	116,971

COMMUNITY FOUNDATION FOR MONTEREY COUNTY			Changes in Fund Balances -- January 1 through June 30, 2020						
			Interfund			All Grants			
			Contrib'n's -	Investment	Interest &	& Pledges	Admin.	Expenses &	Ending
Fund Name	Beg. Fund	Contrib'n's	Other Inc	Gain (Loss)	Dividends	Paid/Rec'd	Fees	Transfers	Fund Balance
Stephen and Madeleine Conran Fund - Needy children and seniors	4,084,205	0	0	(206,233)	34,665	159,568	36,699	2,425	3,713,944
The John & Mary Dawson Learning Fund	1,446,077	0	0	(67,415)	12,409	42,437	12,994	874	1,334,767
Doud Fund #1 - Historic Preservation	1,835,331	0	0	(84,592)	15,888	0	16,492	1,111	1,749,024
Ken and Gundy DuVall Fund - Multi Purpose	6,655,479	0	0	(309,234)	57,261	137,639	59,804	4,024	6,202,039
Fund for the Environment - Environment	879,519	42,571	0	(11,840)	4,448	0	8,350	238	906,109
Fred Farr Environmental Stewardship Fund	63,859	0	0	(2,943)	553	0	574	39	60,856
Cyrus F. Fitton Fund - Seniors, youth and handicapped	865,250	0	0	(40,499)	7,418	25,067	7,775	523	798,805
Jean P. Fitton Fund - Monterey County teachers	760,539	0	0	(35,054)	6,584	0	6,834	460	724,775
The Rudy E. Futer Fund for Human & Humane Needs	286,786	0	0	0	1,371	170,140	5,736	0	112,281
Good Neighbor Basic Human Needs	111,601	0	0	(5,233)	953	4,955	1,003	67	101,296
Gumm Fund for the Performing Arts	309,675	0	0	(14,273)	2,681	0	2,783	187	295,113
Elmer Mills Harris Fund - Elder Assistance	345,357	0	0	(16,194)	2,950	15,321	3,103	209	313,481
Douglas Madsen Fund for HIV/AIDS Housing in Monterey County	1,275,056	0	0	(58,587)	11,055	100,000	6,984	773	1,119,767
The Fund for Homeless Women	247,092	4,520	0	(11,354)	2,164	0	2,242	151	240,028
The Fund for Homeless Women Non-Endowed Fund	48,830	73,620	0	0	309	0	720	0	122,038
Terry Layne Fund for Beach Protection	318,911	0	0	(14,656)	2,765	0	1,793	193	305,034
Leslie Mulford Fund	365	0	0	0	31	182	5	0	209
Kathleen and Howard Marks Fund - Elderly & Animals	676,771	0	0	(31,544)	5,815	15,799	6,081	409	628,752
The McKay Fund - Multi Purpose	216,720	0	0	(9,989)	1,876	0	1,947	131	206,528
The MPUSD Arts Fund	4,862	0	0	0	24	0	49	0	4,837
Engracia Irene Murray Fund-Historic Preservation & Elderly	861,103	0	0	(40,076)	7,405	17,792	7,738	521	802,382
Musser Fld of Interest Fund - Elder Care & Prep Schools	2,194,502	0	0	(102,997)	18,753	98,627	19,719	1,325	1,990,587
Orrick Fund - Abused and needy youth	45,021	0	0	(2,098)	386	1,293	405	27	41,585
Out Reach - A Fund for LGBT Life in Monterey County	47,549	0	9,347	(2,224)	486	0	515	32	54,610
June P. Sheppard Fund for the Performing Arts	98,857	0	0	(4,556)	856	0	888	60	94,208
Siembra Latinos Fund - Nonendowed	24,341	375	500	(2,618)	152	15,000	222	11	7,518
Siembra Latinos Fund - Endowed	50,839	375	500	(2,312)	445	0	460	31	49,356
Dr. Frank Pye Smith Medical Facilities Fund	2,199,455	0	0	(108,263)	18,683	102,511	19,764	1,314	1,986,286
Robert and Virginia Stanton Endowment Fund	4,471,431	0	0	(226,080)	38,492	150,619	35,124	2,691	4,095,409
Irving R. and Helen G. Stuart Fund	105,431	0	0	(5,006)	898	4,679	947	64	95,633
The James M. and Marjorie E. Sturgeon Fund - Social Services	97,272	0	0	(4,561)	831	4,323	874	59	88,286
Tri-Counties Blood Bank - Health	407,043	0	0	(18,761)	3,524	0	3,658	246	387,902
Shirley I. Thackara Fund - health & education	127,276	0	0	(6,005)	1,086	5,627	1,144	77	115,509
Evelyn and Spencer Thompson Fund to Help Feed the Hungry	26,803	0	0	(1,257)	229	1,190	241	16	24,328
Dr. George & Sam Kih Thorngate Family Fund - Medical Equipment	855,861	0	0	(40,197)	7,308	37,946	7,690	517	776,819
Anita Tarr Turk Fund for Breast Cancer Research	1,124,940	208,284	259,323	(44,611)	13,354	0	12,224	851	1,548,215
The Women's Fund	2,005,119	19,210	250	(34,980)	9,684	90,000	17,576	519	1,891,188
Youth Fund - Youth	75,729	0	0	(3,550)	647	3,332	680	46	68,767
Florence Haspel Zeve Award Fund	20,657	10,000	0	(1,406)	257	1,000	266	18	28,224
<b>Subtotal Field of Interest (44)</b>	<b>38,413,697</b>	<b>388,854</b>	<b>269,919</b>	<b>(1,713,610)</b>	<b>322,022</b>	<b>1,217,799</b>	<b>340,475</b>	<b>22,150</b>	<b>36,100,457</b>
<b>Donor-Advised</b>									
Zekai and Carolyn Akcan Fund	0	0	0	0	0	0	0	0	0
Antle Family Fund	3,740,729	0	0	(172,088)	31,563	110,000	16,904	2,227	3,471,072
Ausonio Family Fund	1,682,790	0	0	(79,616)	14,222	53,500	8,561	1,001	1,554,334
Peggy Downes Baskin Fund for Women's Reentry	54,602	0	0	(2,509)	473	0	307	33	52,226
Howard Franklin Bowker Numismatic Projects Endowment Fund	766,173	0	0	(38,482)	6,513	30,000	4,307	456	699,442

COMMUNITY FOUNDATION FOR MONTEREY COUNTY			Changes in Fund Balances -- January 1 through June 30, 2020						
			Interfund			All Grants			
			Contrib'n's -	Investment	Interest &	& Pledges	Admin.	Expenses &	Ending
Fund Name	Beg. Fund	Contrib'n's	Other Inc	Gain (Loss)	Dividends	Paid/Rec'd	Fees	Transfers	Fund Balance
Chappellet Youth, Arts and Ecology Fund	11,783	0	0	(541)	102	0	66	7	11,270
Colleagues of the Arts Endowment Fund	127,228	0	0	(6,075)	1,074	4,456	551	76	117,145
Marcia F. DeVoe Fund	996,184	0	0	(48,113)	8,460	35,500	5,532	593	914,905
Helen R. Doe Fund	21,247	0	0	(976)	184	0	119	13	20,322
Jean and Jim Duff Fund	1,448,656	0	0	(66,557)	12,561	0	7,765	878	1,386,017
Davis Factor, Jr. and Christine B. Factor Fund	118,135	0	0	(5,429)	1,024	0	664	72	112,994
Farrell/Allen/LaSalle Carmel Rotary Fund	5,910,117	0	0	(282,117)	50,467	173,000	21,917	3,542	5,480,009
Farrell/Allen Carmel Rotary Fund	960,182	0	0	(45,357)	8,225	20,800	5,356	577	896,317
Doris Parker Fee Fund	317,925	0	0	(14,611)	2,756	0	1,787	193	304,091
Ted Fehring Family/Carmel Host Lions Club Fund	48,006	0	0	(2,206)	416	0	270	29	45,917
Lori and Lou Flagg Memorial Youth Fund	1,582,056	0	0	(72,681)	13,718	0	8,365	959	1,513,768
Jessica Govea-Thorbourne Memorial Fund	194,247	150	0	(8,933)	1,685	0	1,093	118	185,939
Harlan and Barbara Hall Fund	817,401	0	0	(38,997)	6,984	21,000	4,557	490	759,340
Hicks Fund for the Arts	792	0	0	(36)	7	0	4	0	757
Elmer G. and William G. Hitchcock Fund	163,942	0	0	(7,534)	1,421	0	922	99	156,808
Mary and Peter Hobley Memorial Fund	54,983	0	0	(2,489)	461	2,000	298	33	50,625
Jeanne Smith-Holmquist Fund	30,969	0	0	(1,603)	260	1,653	169	18	27,786
Cappy Martin/Vernon Hurd Monterey Rotary Club Fund	1,140,334	500	0	(59,778)	9,517	101,524	6,204	672	982,174
Kadushin Robinson Fund	24,873	0	0	(1,143)	216	0	140	15	23,791
The Kohn Family Theatre and Arts Fund	33,280	0	0	(1,529)	289	0	187	20	31,832
Phyllis Geer Krystal	1,474,564	0	0	(78,653)	12,281	100,000	7,635	860	1,299,697
James and Susan Lansbury Fund	0	0	0	0	0	0	0	0	0
Jefferson and Frances Larkey Memorial Fund	94,022	0	0	(4,321)	815	0	529	57	89,930
William R. and Duncan B. Lewis Family Foundation Fund	0	612,453	0	(5,591)	4,936	0	1,690	238	609,869
Phyllis and Herbert Lister Fund	74,954	0	0	(3,445)	650	0	421	45	71,693
Valera Whitford Lyles Fund	33,870	0	0	(1,519)	278	2,000	179	20	30,431
John and Kristina Magill Fund	47,933	0	0	(2,324)	409	1,200	266	29	44,524
The Marcus Family Fund	28,239	0	0	(1,298)	245	0	159	17	27,010
The Ann Mayer Hiller Memorial Fund	96,790	0	0	(4,711)	817	4,500	532	58	87,805
Catherine L. and Robert O. McMahan Fund	873,742	0	0	(49,108)	6,933	110,000	4,581	491	716,494
McMahan Family Fund	867,531	0	0	(50,290)	6,809	130,000	4,546	485	689,020
Marjorie McNeely Fund for the Blind or Illiterate	238,642	0	0	(11,828)	2,006	10,750	1,309	141	216,620
Lenore and Dale Meyer Fund	5,728,698	0	0	(272,854)	48,435	191,000	21,176	3,406	5,288,697
Malcolm and Joanne Millard Fund	103,434	0	0	(4,753)	897	0	581	63	98,933
Monterey Peninsula Sunrise Rotary Club Fund	31,122	0	0	(1,430)	270	0	175	19	29,767
Matthew Simis and Michael Gray Fund	0	620	0	(1,465)	257	2,000	391	(30,669)	27,689
Don Nucci Fund for the Salinas Valley	45,873	0	0	(2,205)	385	1,842	247	27	41,938
The James M. Shade Memorial Fund	809,846	0	0	(37,217)	7,021	0	4,552	491	774,607
Ramsey Shirk Fund	878,182	0	0	(42,280)	7,448	33,700	4,883	523	804,242
Salinas Rotary Club Fund	54,548	100	0	(2,506)	473	0	307	33	52,275
Fund for the Salinas Valley	104,101	0	0	(4,784)	903	0	585	63	99,571
Cynthia Snorf Fund	0	0	0	0	0	0	0	0	0
Salinas Rodeo Rotary Club Fund	13,462	0	0	(619)	117	0	76	8	12,876
Salinas Steinbeck Rotary Club Fund	2,254	0	0	(104)	20	0	13	1	2,156
Robert and Leslie Taylor Fund	52,266	0	0	(2,528)	444	2,500	294	31	47,358
Trinidad Gomez Family Fund	168,387	2,100	0	(8,190)	1,418	9,500	920	100	153,196
Tyler Visiting Fellowship in Residence Fund	57,339	0	0	(2,528)	476	2,500	308	33	52,446

COMMUNITY FOUNDATION FOR MONTEREY COUNTY			Changes in Fund Balances -- January 1 through June 30, 2020						
			Interfund			All Grants			
			Contrib'n's -	Investment	Interest &	& Pledges	Admin.	Expenses &	Ending
Fund Name	Beg. Fund	Contrib'n's	Other Inc	Gain (Loss)	Dividends	Paid/Rec'd	Fees	Transfers	Fund Balance
William and Susanne Tyler Fund	238,097	0	0	(10,949)	2,063	950	1,338	144	226,779
Willemsen Family Fund	687,491	0	0	(31,733)	5,938	15,000	3,864	417	642,415
<b>Subtotal Donor Advised (54)</b>	<b>33,052,019</b>	<b>615,923</b>	<b>0</b>	<b>(1,598,634)</b>	<b>285,342</b>	<b>1,170,875</b>	<b>157,603</b>	<b>(10,747)</b>	<b>31,036,920</b>
<b>Restricted - Award</b>									
American Culinary Federation, Marc H. Vedrines Scholarship Fund	50,615	0	0	(2,571)	469	0	1,012	33	47,468
AIA Monterey Bay Concepts Competition Fund	0	0	0	0	0	0	0	0	0
Dr. William D. Barr Fund for Educational Leadership	32,282	0	0	(1,485)	280	0	218	20	30,840
Butterfield Fund-No. Ca. Book Publicist's Assoc.	43,182	0	0	(1,986)	374	0	291	26	41,253
Allen S. Griffin Fund - Teaching Awards	141,976	0	0	(6,531)	1,230	0	957	86	135,632
Theodore R. Sarbin Research and Scholarship Award Fund	24,430	0	0	(1,124)	212	0	165	15	23,338
Robert Stanton Award Fund	47,425	0	0	(2,182)	411	0	320	29	45,306
Taylor Farms Scholarship Fund	(5,000)	5,100	0	0	0	0	100	0	0
<b>Subtotal Restricted Award (8)</b>	<b>334,911</b>	<b>5,100</b>	<b>0</b>	<b>(15,878)</b>	<b>2,975</b>	<b>0</b>	<b>3,063</b>	<b>208</b>	<b>323,836</b>
<b>Restricted - Agency</b>									
Alliance on Aging	17,367	0	0	(878)	147	741	76	10	15,808
All Saints' Day School Endowment Fund	23,810	0	0	(1,191)	202	895	105	14	21,807
Alzheimer's Association of Monterey County	34,655	100	0	(1,750)	293	1,468	152	21	31,658
The Boys and Girls Club of the Monterey Peninsula Fund	132,796	0	0	(6,714)	1,123	5,661	583	79	120,882
Laurie Boone Hogen Appreciation Fund for Excellence in Teaching	63,164	0	0	(3,191)	534	2,671	278	37	57,521
Big Sur Health Center Endowment Fund	383,812	0	0	(17,621)	3,329	0	1,727	233	367,561
The Big Sur Land Trust Conservation Fund	40,415	0	0	(2,046)	342	1,745	178	24	36,765
Fred Farr & Edwin Bliss Buckeye Memorial Fund	100,254	5,000	0	(4,806)	910	0	474	63	100,821
Blind and Visually Impaired Center Fund	117,939	0	0	(5,964)	998	5,032	518	70	107,354
Casa Amesti Foundation Building Endowment Fund	515,071	0	0	(23,753)	4,392	36,942	2,299	309	456,160
David Allen Bernahl, II Local Heroes Fund for CASA	21,962	0	0	(1,008)	190	0	99	13	21,032
Carl Cherry Center for the Arts	24,621	0	0	(1,245)	208	1,050	108	15	22,412
Chartwell School Scholarship Endowment Fund	701,808	0	0	(35,486)	5,936	29,942	3,083	415	638,818
Children's Services International	12,682	0	0	(641)	107	541	56	8	11,543
Chamber Music Monterey Bay	23,201	0	0	(1,173)	196	989	102	14	21,119
Carmel Music Society	148,357	0	0	(7,500)	1,255	6,317	652	88	135,055
Carmel Public Library Fund-Children's Fund	244,833	0	0	(12,380)	2,071	10,446	1,076	145	222,858
Carmel Public Library Fund	170,317	0	0	(8,612)	1,441	7,265	748	101	155,032
Community Partnership for Youth Fund	16,852	0	0	(852)	143	719	74	10	15,339
39 Craftsmen/MY Museum	12,304	0	0	(622)	104	525	54	7	11,200
Friends of the Carmel Valley Library Fund	30,191	0	0	(1,327)	251	0	130	1,306	27,679
Carmel Woman's Club Fund	212,278	0	0	(10,201)	1,810	9,056	955	128	193,749
Carmel Woman's Club "Women to Women" Scholarship Fund	22,235	0	0	(1,021)	193	0	100	13	21,293
Elkhorn Slough Foundation, Inc. Fund	42,860	0	0	(2,167)	363	1,829	188	25	39,012
Fenton Founders:Youth Music Monterey	59,794	0	0	(3,023)	506	2,551	263	35	54,428
Food Bank for Monterey County Endowment Fund	78,122	3,398	0	(3,749)	681	3,259	349	47	74,796
Girl Scouts of California's Central Coast Endowment Fund	91,389	0	0	(4,621)	773	3,899	402	54	83,186
Mayor Joe Gunter Memorial Fund for the Veterans Day Parade	0	0	0	0	0	0	0	0	0
Goodwill Industries	24,344	0	0	(1,118)	211	0	110	15	23,313
Health Projects Center Fund	21,130	0	0	(970)	183	0	95	13	20,236
Interim, Inc. Mental Illness Endowment Fund	23,247	0	0	(1,067)	202	0	105	14	22,263



COMMUNITY FOUNDATION FOR MONTEREY COUNTY			Changes in Fund Balances -- January 1 through June 30, 2020						
			Interfund			All Grants			
			Contrib'ns -	Investment	Interest &	& Pledges	Admin.	Expenses &	Ending
Fund Name	Beg. Fund	Contrib'ns	Other Inc	Gain (Loss)	Dividends	Paid/Rec'd	Fees	Transfers	Fund Balance
Kinship Center Fund	13,648	0	0	(687)	116	550	60	8	12,459
Bishop Kip Fund for All Saints School	205,958	0	0	(10,397)	1,743	8,627	905	122	187,650
Legal Services for Seniors	27,297	0	0	(1,253)	237	0	123	17	26,142
LULAC Council # 2055 Fund	16,353	0	0	(751)	142	0	74	10	15,660
Lyceum Founders' Fund in Memory of Vera Hering and Claire Kennedy	35,297	0	0	(1,785)	299	1,506	155	21	32,129
Director Emeritus Richard Tyler Scholarship Award	19,195	0	0	(881)	167	0	86	12	18,382
Monterey County Historical Society	15,181	0	0	(775)	128	712	67	9	13,747
Meals on Wheels - Monterey Peninsula	127,822	0	0	(6,463)	1,081	5,450	562	76	116,353
Eve Mills-Meals on Wheels-Salinas	88,758	0	0	(4,488)	751	3,787	390	53	80,792
Meals on Wheels -Salinas	44,927	0	0	(2,272)	380	1,916	197	27	40,896
Foundation for Monterey County Free Libraries - Dallas Shaffer Book Fund	125,358	0	0	(6,339)	1,060	5,348	551	74	114,107
Foundation for Monterey County Free Libraries - General Endowment	61,917	0	0	(2,843)	537	0	279	38	59,296
Foundation for Monterey County Free Libraries - Staff Development Fund	15,524	0	0	(785)	131	662	68	9	14,131
Monterey History and Art Association Endowment Fund	462,704	0	0	(23,308)	3,918	18,931	2,035	274	422,075
MPC Women Supporting Women Endowment Fund	122,967	0	0	(5,929)	1,047	5,534	691	74	111,787
Monterey Public Library Fund	316,802	3,210	0	(14,296)	2,762	0	1,427	193	306,858
Monterey Museum of Art	75,642	0	0	(3,816)	640	3,148	333	45	68,941
Natividad Medical Foundation	25,683	0	0	(1,179)	223	0	116	16	24,596
Danny Nugent Memorial Campership Fund	22,164	0	0	(1,121)	187	946	97	13	20,174
Ombudsman Fund for Long-Term Care	76,006	0	0	(3,843)	643	3,243	334	45	69,184
Jack O'Neill and Harry Hind Endowment Fund	1,101,785	0	0	(55,390)	9,335	44,089	4,818	653	1,006,169
Operating Endowment Fund	830,090	0	0	(41,989)	7,021	35,564	3,647	491	755,420
Orchestra in the Schools Endowment Master Fund	49,676	1,000	0	(2,248)	434	0	224	30	48,607
Nellie Irons Orr Fund	90,313	0	0	(4,567)	764	3,853	397	53	82,207
Pacific Repertory Theatre Endowment	163,832	0	0	(7,522)	1,421	0	737	99	156,895
Museum Foundation of Pacific Grove Fund	137,703	0	0	(6,963)	1,165	5,876	605	81	125,342
Project Helping Hand Fund	17,529	0	0	(853)	149	928	118	11	15,768
Center for Photographic Art	212,594	25,000	0	(9,197)	2,032	0	1,076	138	229,215
Rancho Cielo Endowment Master Fund	254,434	0	0	(12,536)	2,167	7,836	1,125	152	234,952
Friends of the Salvation Army Monterey Peninsula Fund	244,027	1,340	0	(12,364)	2,075	10,326	1,078	145	223,529
Shelter Outreach Plus	21,886	0	0	(1,005)	190	0	98	13	20,959
Sunset Theater Endowment Fund	175,981	1,000	0	(8,064)	1,529	0	792	107	169,547
SPCA of Monterey County	979,774	1,190	0	(49,583)	8,298	41,726	4,310	580	893,062
Salinas Rodeo Rotary Club Foundation	29,357	0	0	(1,484)	248	1,253	129	17	26,722
St. Timothy Foundation, Inc. Fund	18,893	0	0	(955)	160	806	83	11	17,197
Sylvia W. Schwartz Fund for Reading Improvement	16,672	0	0	(843)	141	711	73	10	15,176
Robinson Jeffers Tor House Fund	12,491	0	0	(632)	106	533	55	7	11,370
Tularcitos Parent Teacher Organization	20,445	0	0	(1,034)	173	870	90	12	18,612
United Way of Monterey County Fund	88,577	0	0	(4,479)	749	3,779	389	52	80,627
Ventana Wildlife Society Fund	35,173	0	0	(1,615)	305	0	158	21	33,684
Ventana Trails Forever Fund	355,981	2,000	0	(18,023)	3,027	15,034	1,572	212	326,167
Ventana Wilderness Alliance	108,428	1,000	0	(5,485)	926	4,461	481	65	99,862
The Western Stage Endowment Fund	55,876	0	0	(2,565)	485	0	251	34	53,510
Youth in Wilderness Fund	72,592	0	0	(3,651)	615	2,916	319	43	66,278
York School Fund	35,857	0	0	(1,813)	303	1,530	158	21	32,639
FASB 136 Year End Adjustment	(6,520,944)	0	0	0	0	0	0	0	(6,520,944)
<b>Subtotal Restricted Agency (77)</b>	<b>3,920,039</b>	<b>44,238</b>	<b>0</b>	<b>(514,767)</b>	<b>89,102</b>	<b>375,994</b>	<b>46,468</b>	<b>7,519</b>	<b>3,108,631</b>

COMMUNITY FOUNDATION FOR MONTEREY COUNTY			Changes in Fund Balances -- January 1 through June 30, 2020						
			Interfund			All Grants			
			Contrib'n's -	Investment	Interest &	& Pledges	Admin.	Expenses &	Ending
Fund Name	Beg. Fund	Contrib'n's	Other Inc	Gain (Loss)	Dividends	Paid/Rec'd	Fees	Transfers	Fund Balance
<b>Scholarship</b>									
Monica Abbott Scholarship Fund	17,583	1,680	0	0	94	0	136	0	19,221
AGB Scholarship Fund	0	0	0	0	0	0	0	0	0
Belli Architectural Group Scholarship Fund	9,804	0	0	99	94	0	500	3	9,494
Dr. Roger and Kate Bartels Memorial Scholarship Fund	31,966	1,000	0	(1,475)	284	0	287	20	31,469
The Bissell Fund - Seaside High School	46,669	0	0	(2,147)	404	0	315	28	44,584
James Bliss & Annette Sward Forestry & Nursing Scholarship Fund	374,258	0	0	(17,325)	3,245	2,000	2,523	227	355,429
Margaret and Seba Bronson Scholarship Fund	1,528,851	0	0	(74,625)	14,064	3,750	10,212	984	1,453,345
The Larry Horan-Jim Langley Cal Alumni Memorial Scholarship Fund	11,982	1,565	0	0	62	0	136	0	13,473
CASA of Monterey County Scholarship Fund	40,924	0	0	(1,886)	354	0	368	25	38,999
College Futures Monterey County Fund	(45,943)	10,000	414,618	0	1,400	(14,500)	514	0	394,061
CHISPA Scholarship Fund	45,343	11,000	0	(1,701)	431	0	436	30	54,607
Carmel High School Class of 1952	119,939	2,459	0	(5,478)	1,045	0	809	73	117,082
Bill Clapper Music Scholarship-Monterey High Music	28,727	0	0	(1,321)	249	0	194	17	27,443
The Club at Pasadera Scholarship Fund	7,368	9,100	0	0	60	0	682	0	15,846
Raymond H. Costa Family Scholarship Fund	5,531	0	0	(268)	49	0	50	4	5,259
Cal-Poly Agricultural Business Endowment	58,560	0	0	(2,694)	507	0	395	35	55,944
Carmel Valley Women's Club Foundation Scholarship Fund	2,544	20,000	0	0	37	0	650	0	21,931
Drezner Family Scholarship Fund	196,976	(500)	0	0	1,141	0	1,968	0	195,650
The Elkhorn Slough Foundation's James Rote & Les Strnad Scholarship	87,075	6,000	0	(3,937)	764	0	489	53	89,359
David L. Ferguson Scholarship Fund - Monterey High School	28,931	0	0	(1,331)	251	0	195	18	27,638
Matthew Paul Finnigan Memorial Scholarship Fund	77,064	4,600	0	(3,514)	695	0	716	48	78,080
Flagg Scholarship Holding Fund	8	0	0	(0)	0	0	0	0	7
Gabilan Hope Scholarship Fund	0	10,590	0	0	32	0	712	0	9,911
Joel and Dena Gambord Nursing Scholarship	152,788	133,000	0	0	767	0	1,529	0	285,026
Girls' Health in Girls' Hands Scholarship Fund	45,808	8,796	650	0	272	0	548	0	54,978
Geraldyn R. Griffith Memorial Scholarship Fund	315,751	0	0	(16,006)	2,668	13,578	2,079	187	286,569
Whitney Elisabeth Grummon Memorial Scholarship Fund	41,715	2,470	0	(2,016)	377	0	883	26	41,636
R. J. Harper Scholarship Fund	108,997	0	0	(5,143)	928	5,000	979	66	98,737
Jess Harrison Family Scholarship Fund	109,266	0	0	(5,128)	963	0	980	67	104,054
Hausdorf Family Scholarship Fund	244,747	0	0	(11,899)	2,242	0	1,640	157	233,294
Henry Hibino Memorial Scholarship Fund	5,005	1,530	0	0	26	0	50	0	6,510
Scholarship Fund for Homeless Women	12,703	2,500	0	0	66	0	140	0	15,129
Rotary Club of Monterey Martin/Hurd Scholarship Fund	13,350	0	47,524	0	70	0	0	0	60,943
Bonnie Hutcheon Scholarship Fund	26,414	0	0	(1,342)	223	1,141	232	16	23,907
Harold and Peggy Ipson and Dan and Sue Ipson Scholarship Fund	59,035	5,300	0	(2,631)	538	0	552	37	61,652
Elke Junger Sharing for the Future Scholarship Fund	28,333	0	0	(1,337)	243	0	567	17	26,656
The Kier Memorial Scholarship Fund	42,019	0	0	(1,933)	364	0	283	25	40,141
George V. Kriste Scholarship Fund	36,723	0	0	(642)	181	0	338	10	35,914
Howard and Gretchen Leach Scholarship Fund	579,201	0	0	(28,417)	5,341	2,500	5,142	374	548,109
Men's Golf Association at Quail Lodge Scholarship Fund	87,810	700	0	1,854	963	0	852	18	90,457
The Morse Foundation Scholarship Fund	20,648	0	0	0	126	(5,000)	413	0	25,360
John S. Myszak Scholarship for Future Teachers	8,430	0	0	(388)	73	0	76	5	8,033
Nakamura Scholarship Fund - Carmel High School	18,235	0	0	(857)	161	0	123	11	17,405
Anthony Nicholas Narigi Memorial Baseball Scholarship Fund	218,171	0	0	(10,056)	1,889	0	1,960	132	207,912
Libby Olver Scholarship Fund	64,203	0	0	(1,122)	316	0	590	17	62,790

COMMUNITY FOUNDATION FOR MONTEREY COUNTY			Changes in Fund Balances -- January 1 through June 30, 2020						
			Interfund			All Grants			
			Contrib'n's -	Investment	Interest &	& Pledges	Admin.	Expenses &	Ending
Fund Name	Beg. Fund	Contrib'n's	Other Inc	Gain (Loss)	Dividends	Paid/Rec'd	Fees	Transfers	Fund Balance
Dr. Gladys M. Olvis Scholarship Fund	54,107	0	0	(2,525)	464	2,000	365	33	49,648
Kristopher Pallastrini Fund	27,222	0	0	(1,345)	250	0	182	18	25,927
Richard Scott Reynolds Science & Technology Education Scholarship	204,362	0	0	(9,534)	1,791	0	1,834	125	194,661
San Ardo Foundation for Education	33,101	0	0	(1,523)	287	0	223	20	31,622
The Harles R. Sarment College Endowment	2,119,508	0	0	(99,212)	18,123	95,118	14,293	1,281	1,927,728
Steven Paul Schmidt Scholarship Fund	333,637	0	0	(5,943)	1,637	14,500	3,068	88	311,677
Alan and Rita Shugart Scholarship Fund	136,252	0	0	(6,960)	1,312	(1,000)	915	92	130,596
Wilbur H. and Maxine D. Stevens Scholarship Fund	0	0	0	0	0	0	0	0	0
The Nan Borreson and Fred Terman Scholarship Fund	32,063	0	0	(1,475)	278	0	216	19	30,630
Hugo and Dolores Tottino Family Scholarship Fund	128,340	0	0	(5,958)	1,113	0	1,153	78	122,264
Jack Van Zander Cal Alumni Memorial Scholarship Fund	77,556	100,766	0	(194)	837	0	1,783	0	177,183
World Affairs Council of the Monterey Bay Area Scholarship Fund	29,885	1,260	0	(1,417)	270	0	280	19	29,700
Vista Verde Labor Scholarship Fund	0	0	0	0	0	0	0	0	0
World Affairs Council of the Monterey Bay Area Scholarship Fund	10,233	0	0	122	99	0	250	3	10,201
Shelley Ann Watts Scholarship - General Education	61,532	0	0	(2,831)	533	0	415	37	58,782
Charles Joseph Watts Scholarship Fund	70,549	0	0	(3,245)	611	0	476	43	67,397
Horace Wilson Scholarship Fund	113,547	0	0	(5,223)	984	0	766	69	108,474
Church Brothers-True Leaf Farms Scholarship Fund	9,488	0	0	0	46	0	500	0	9,034
<b>Subtotal Scholarships (63)</b>	<b>8,354,895</b>	<b>333,815</b>	<b>462,792</b>	<b>(351,926)</b>	<b>72,693</b>	<b>119,087</b>	<b>68,960</b>	<b>4,651</b>	<b>8,679,570</b>
<b>Stewardship Funds</b>									
1984 Fund	180,142	4,500	0	(8,459)	1,600	0	831	111	176,840
Big Sur Health Center Stewardship Fund	291,855	5,300	0	(13,633)	2,576	0	1,337	180	284,582
Big Sur Land Trust Carmel River FREE Stewardship Fund	1,274,758	250	0	(58,513)	11,060	0	5,552	773	1,221,230
Central Coast for Independent Living Stewardship Fund	99,305	0	0	(4,559)	861	0	447	60	95,100
Central Coast Veterans Cemetery Foundation Stewardship Fund	919,676	80	0	(42,223)	7,978	0	4,138	558	880,816
Central Coast VNA and Hospice, Inc. Stewardship Fund	5,898,973	0	0	(270,462)	51,202	0	17,887	3,578	5,658,248
CHISPA Stewardship Fund	554,446	0	0	(25,455)	4,809	0	2,494	336	530,970
Church in the Forest Stewardship Fund	363,002	103,000	0	(11,971)	3,900	0	2,143	206	455,582
Community Human Services Stewardship Fund	38,487	0	0	(1,767)	334	0	173	23	36,857
Carmel Heritage Society Stewardship Fund	197,639	0	0	(9,074)	1,714	0	889	120	189,270
Chamber Music Monterey Bay Stewardship Fund	567,310	0	0	(23,909)	4,506	50,000	2,326	319	495,261
Conservancy for the Range of the Condor	115,342	0	0	(268)	71	0	71	4	15,070
Carmel Valley Angel Project Stewardship Fund	30,631	0	0	409	302	0	147	8	31,186
Carmel Valley Kiwanis Foundation Stewardship Fund	89,097	0	0	(4,091)	773	0	401	54	85,324
Friends of the Carmel Valley Library Stewardship Fund	110,282	0	0	(5,122)	968	0	502	(1,220)	106,846
Carmel Valley Manor Foundation Stewardship Fund	0	12,987,963	0	(15,012)	102,802	190,972	10,931	4,738	12,869,112
CCVNA Stewardship Fund III - Long Term Restricted Investment Fund	394,000	0	0	(18,025)	3,423	0	838	239	378,321
Carmel Woman's Club Stewardship Fund	111,791	0	0	(5,132)	970	0	503	68	107,058
Del Monte Forest Conservancy	2,730,167	0	0	(125,410)	23,327	45,000	10,303	1,639	2,571,141
Early Childhood Equity Stewardship Fund	0	0	0	0	0	0	0	0	0
Friends of Carmel Forest Stewardship Fund	62,052	0	0	(1,072)	306	0	286	16	60,983
Friends of the Andy Ausonio Library Stewardship Fund	256,263	0	0	(11,765)	2,223	0	1,153	155	245,412
Friends of the Marina Library Stewardship Fund	114,624	0	0	(5,262)	994	0	516	70	109,771
Girls, Inc. Stewardship Fund	126,895	0	0	(5,826)	1,101	0	571	77	121,522
Harmony at Home Ending Violence & Building Families Stewardship Fund	67,880	0	0	(3,116)	589	0	305	41	65,006
Hartnell College Foundation Student Success Fund	0	200,000	0	12,513	727	0	0	29	213,211

COMMUNITY FOUNDATION FOR MONTEREY COUNTY			Changes in Fund Balances -- January 1 through June 30, 2020						
			Interfund			All Grants			
			Contrib'n's -	Investment	Interest &	& Pledges	Admin.	Expenses &	Ending
Fund Name	Beg. Fund	Contrib'n's	Other Inc	Gain (Loss)	Dividends	Paid/Rec'd	Fees	Transfers	Fund Balance
International School of Monterey Foundation Stewardship Fund	280,723	0	0	(19,919)	1,922	150,000	1,263	155	111,309
Japanese American Citizens League of Monterey Peninsula Stewardship	251,652	0	0	(11,554)	2,183	0	1,132	153	240,996
Jacob's Heart Children's Cancer Support Services Stewardship Fund	65,497	0	0	(3,007)	568	0	295	40	62,723
Kernes Adaptive Aquatics Stewardship Fund	537,743	0	0	7,150	5,294	0	3,216	145	546,825
Kinship Center Stewardship Fund	363,666	0	0	(16,696)	3,154	0	1,636	220	348,268
LandWatch Monterey County Stewardship Fund	243,063	25,000	0	(11,787)	2,309	0	1,208	157	257,219
Sun Street Centers' Anne C Leach Scholarship Fund	77,589	10,006	0	(3,555)	674	0	349	47	84,317
Legal Services for Seniors Stewardship Fund	989,889	0	0	(45,447)	8,586	0	4,453	600	947,975
Monterey County Rape Crisis Center Stewardship Fund	253,033	0	0	(11,617)	2,195	0	1,138	153	242,319
Meals on Wheels of the Salinas Valley Stewardship Fund	117,278	0	0	(5,384)	1,017	0	528	71	112,312
Methodist Foundation of Pacific Grove Stewardship Fund	143,833	0	0	(6,603)	1,248	0	647	87	137,743
The Morse Foundation Stewardship Fund	623,815	228,000	0	(6,899)	6,644	0	3,361	456	847,743
Operating Reserve Stewardship Fund	615,697	0	0	8,322	6,076	0	0	167	629,928
Park It! Stewardship Fund	103,425	0	0	0	302	60,000	218	0	43,509
Peace of Mind Dog Rescue Stewardship Fund	69,054	0	0	(3,170)	599	0	311	42	66,130
Museum Foundation of Pacific Grove Stewardship Fund	335,147	0	0	(17,032)	2,831	15,082	1,471	198	304,196
Pacific Grove Public Library Foundation Fund	785,534	8,790	2,450	(35,756)	6,891	0	3,577	480	763,851
Pacific Grove Public Library Fund for the Future	37,355	1,100	0	481	344	2,700	166	9	36,405
Stewardship Fund for the Center for Photographic Arts	249,573	0	0	(11,458)	2,165	0	1,123	151	239,005
Monterey County Pops Stewardship Fund	40,345	0	0	(1,852)	350	0	181	24	38,637
Rancho Cielo Youth Stewardship Fund	344,865	0	0	(15,833)	2,991	0	1,551	209	330,263
Maury Richmond Scholarship Stewardship Fund	111,031	0	0	(5,106)	942	2,681	487	66	103,633
Sarah Spencer Seed Money Fund for the Center for Photographic Art	58,701	0	0	(2,695)	509	0	264	36	56,216
Learning Opportunities Endowment Fund for Scottish Fiddlers of California	437,606	0	0	(20,143)	3,660	16,905	1,889	259	402,070
Shelter Outreach Plus Stewardship Fund	11,611	0	0	(533)	101	0	52	7	11,119
Friends of Sunset Foundation Stewardship Fund	59,084	0	0	788	582	0	283	16	60,156
S.T.A.R. Foundation of Monterey County Stewardship Fund	840,481	0	0	(35,580)	6,690	75,000	3,442	478	732,671
Sun Street Centers Stewardship Fund	269,448	0	0	(26,067)	1,177	190,000	759	97	53,702
Salinas Valley Memorial Hospital Foundation Stewardship Fund	2,395,025	0	0	(109,898)	20,780	0	9,332	1,452	2,295,124
Temple Beth El Stewardship Fund	143,778	0	0	(6,368)	1,202	5,456	622	84	132,449
United Way Monterey County Stewardship Fund	244,587	0	0	(11,229)	2,122	0	1,100	148	234,231
United Way Monterey County Stewardship Fund II	225,612	0	0	3,010	2,222	0	1,080	61	229,703
United Way Monterey County Stewardship Fund III	396,117	0	0	(18,186)	3,436	0	1,782	240	379,344
Visiting Nurses Association and Hospice Stewardship Fund II	4,866,638	0	0	65,173	47,958	0	16,649	1,317	4,961,803
Voices for Children Stewardship Fund	191,775	0	0	(8,805)	1,663	0	863	116	183,655
Central Coast Young Men's Christian Association Stewardship Fund	330,766	0	0	(15,186)	2,869	0	1,488	201	316,761
Youth Music Monterey Stewardship Fund	109,074	100	0	1,455	1,074	0	522	30	111,151
Stewardship Fund Year End Adjustment	(31,099,027)	0	0	0	0	0	0	0	(31,099,027)
<b>Subtotal Stewardship Funds (64)</b>	<b>615,697</b>	<b>13,574,089</b>	<b>2,450</b>	<b>(1,058,191)</b>	<b>384,445</b>	<b>803,796</b>	<b>133,179</b>	<b>20,358</b>	<b>12,561,156</b>
<b>Temporary - Discretionary</b>									
Big Sur Disaster Relief Fund	2,875	0	0	0	21	0	0	(1,491)	4,388
COVID-19 Relief Fund	0	1,853,647	1,045,762	391	338	2,659,862	0	0	240,277
Big Sur Fire Fund	103	0	0	0	0	0	0	103	0
Pass Thru Fund	146,272	71,356	0	(81)	(0)	199,319	500	25	17,703
Soberanes Fire Fund	1,388	200	0	0	0	0	0	1,388	200
<b>Subtotal Temporary Discretionary (5)</b>	<b>150,639</b>	<b>1,925,204</b>	<b>1,045,762</b>	<b>310</b>	<b>360</b>	<b>2,859,181</b>	<b>500</b>	<b>25</b>	<b>262,568</b>

COMMUNITY FOUNDATION FOR MONTEREY COUNTY			Changes in Fund Balances -- January 1 through June 30, 2020						
			Interfund			All Grants			
			Contrib'n's -	Investment	Interest &	& Pledges	Admin.	Expenses &	Ending
Fund Name	Beg. Fund	Contrib'n's	Other Inc	Gain (Loss)	Dividends	Paid/Rec'd	Fees	Transfers	Fund Balance
<b>Temporary - Restricted</b>									
Alert Monterey County	14,235	0	0	0	69	0	500	0	13,804
Casa Amesti Garden and House Fund	139,754	1,970	0	0	599	6,070	626	0	135,627
King City Recreation Commission Forden Park Playground Fund	62	0	0	0	0	0	0	0	62
Rudolph E. Futer Restricted Purpose Fund	0	0	44,017	0	14	43,017	1,000	0	14
<b>Subtotal Temporary Agency (4)</b>	<b>154,051</b>	<b>1,970</b>	<b>44,017</b>	<b>0</b>	<b>683</b>	<b>49,087</b>	<b>2,126</b>	<b>0</b>	<b>149,507</b>
<b>Nonendowed - Donor-Advised</b>									
The Marcus Family Fund #2	12,115	107,833	0	3,647	394	25,000	1,499	18	97,472
22 Love Fund	4,422	0	0	(80)	22	0	55	1	4,308
Amy Anderson and George Somero Fund	34,520	0	0	(1,739)	292	2,000	194	21	30,858
Zekai and Carolyn Akcan Fund	1,286,343	0	0	(59,505)	11,124	5,000	7,023	778	1,225,160
Rick and Tonya Antle Fund	152,762	0	0	(7,613)	1,080	35,500	703	80	109,946
Joey & Dewitt Astin Memorial Fund	2,612	0	0	33	26	0	33	1	2,637
Bareuther Family Foundation	530,548	0	0	(25,266)	4,535	11,500	6,382	319	491,616
Lino and Teri Belli Family Fund	55,284	0	0	(5,813)	350	30,000	311	25	19,486
The Benjamin Family Foundation	271,912	0	0	(12,496)	2,357	0	1,529	165	260,080
Marta L. Bennett Fund	19,631	0	0	(1,024)	166	1,000	107	12	17,654
Sarah and Robert Bouchier Fund	20,533	0	0	(1,102)	166	2,000	109	12	17,477
Bright Futures Fund	204,818	0	0	0	1,007	0	1,283	0	204,543
The Brown Family Fund	94,838	0	0	(3,358)	369	60,000	220	33	31,596
Buccafurni-Lawrence Fund	91,770	0	0	(5,280)	704	15,000	456	50	71,688
Buchalter/Adler Family Fund	26,465	0	0	0	124	6,500	152	0	19,938
The Buffett Fund	8,118,169	0	0	(379,782)	69,869	100,000	23,806	4,890	7,679,561
Josephine Bunn Fund	75,200	0	0	(3,033)	310	20,000	940	17	51,520
Carmel Gives Fund	0	141,596	0	8,711	508	71,000	1,770	19	78,026
Chris's Fund	6,131	0	0	0	26	5,000	29	0	1,128
Cormorant Fund	37,954	0	0	(1,246)	235	21,000	189	8	15,746
Corral de Tierra Country Club Employee Emergency Assistance/Relief Fund	0	41,275	1,500	0	2	0	535	0	42,242
Scott Corwon Fund	6,194	0	0	(285)	54	0	35	4	5,924
The Carmel Realty Foundation	7,419	0	0	(403)	55	1,500	36	4	5,531
D'Arrigo-Martin Fund	1,523	0	0	0	8	0	10	0	1,521
Andrew & Phyllis D'Arrigo Fund 2	249,984	0	0	(12,858)	2,079	25,000	1,405	149	212,652
Eric and Ila Davis Fund	2,397	0	0	0	12	0	15	0	2,394
Stephen V. Davies Family Fund	1,789	20,000	0	0	13	12,500	272	0	9,030
Ila Davis Fund	1,382	0	0	0	8	(5,000)	9	0	6,381
Dan Baldwin and Anne Ylvisaker Fund	7,785	0	0	(469)	58	2,000	38	4	5,333
Dekker Davidson Foundation	7,740	0	0	(138)	49	0	47	2	7,603
Dewey Foundation Fund	0	5,000	0	78	11	0	63	0	5,026
DeWitt Fund	696,165	200,882	0	(21,968)	2,119	805,000	1,247	162	70,791
Marti and Steve Diamond Charitable Foundation Fund	419,133	235,500	0	1,102	5,354	299,000	8,183	157	353,750
Donald McEnry Davis Charitable Fund	916,188	0	0	(42,294)	7,929	0	5,497	554	875,771
Martin and Nancy Dodd Fund	79,699	0	0	(3,792)	680	3,135	448	48	72,957
Doolittle Fund	1,688,514	303,906	0	(90,278)	16,692	85,000	9,944	1,170	1,822,720
Eimer/Cartwright Fund	30,009	0	0	(1,615)	35	28,432	89	(92)	0
Davis Factor Jr. Fund #2	60	0	0	(3)	1	0	0	0	58

COMMUNITY FOUNDATION FOR MONTEREY COUNTY			Changes in Fund Balances -- January 1 through June 30, 2020						
			Interfund			All Grants			
			Contrib'n's -	Investment	Interest &	& Pledges	Admin.	Expenses &	Ending
Fund Name	Beg. Fund	Contrib'n's	Other Inc	Gain (Loss)	Dividends	Paid/Rec'd	Fees	Transfers	Fund Balance
Friends of Community Animal Services Fund	352,638	0	0	(18,051)	2,922	23,233	1,531	206	312,540
Doris Parker Fee Fund #2	716	0	0	(33)	6	0	4	0	685
Love our Central Coast Feed the Homeless Fund	0	124,540	0	0	53	54,758	1,582	0	68,253
Ted Fehring Family/Carmel Host Lions Club #2	6,842	0	0	0	34	0	34	0	6,841
Jose F. Fernandez Fund	471,451	0	0	(22,530)	4,034	18,000	2,650	284	432,021
Anne R. Fitzpatrick Foundation Fund	11,301	15,245	0	(292)	120	5,000	332	6	21,036
Frances Memorial Fund	0	5,000	0	76	3	0	63	0	5,016
Franklin Legacy Fund	10,026	6,000	0	13	46	10,582	200	4	5,298
Fuhs Family Foundation Fund	1,503,996	0	0	(71,091)	12,992	66,000	17,540	912	1,361,445
Fuqua Family Foundation Fund	96,946	0	0	(4,634)	825	2,500	533	58	90,046
Tom and Mary Kay Gallagher Fund	1,209	0	0	0	6	0	8	0	1,208
The Joel and Dena Gambord Charitable Foundation	4,888	10,000	0	0	24	10,000	31	0	4,881
Gerosin Fund	11,507	0	0	(781)	91	2,000	58	6	8,752
Global Student Leadership Fund	78,175	0	0	(1,372)	384	0	475	21	76,691
Gloria Fund	2,286,285	0	0	(105,553)	19,765	14,800	11,514	1,383	2,172,800
Tom Grainger Memorial Fund	9,062	2,150	0	(713)	51	6,000	30	4	4,516
Dr. Adriana Hayward Fund	0	0	0	0	0	0	0	0	0
The Peter and Jackie Henning Fund	411,727	50	0	(20,746)	3,430	43,650	2,108	240	348,462
Joseph and Elizabeth Heston Family Foundation	264,325	0	0	(12,147)	2,292	0	1,486	160	252,823
Carol and Don Hilburn Fund	5,903	0	0	75	58	0	74	2	5,960
Hodges Family Fund	35,572	0	0	(1,635)	308	0	200	22	34,024
Chip Hooper Foundation	293,260	300	0	(13,480)	2,545	0	1,650	178	280,796
David G. Huey and Carla S. Hudson Family Fund	35,821	0	0	(437)	293	11,000	323	8	24,346
Hughes-Rivera Family Fund	7,530	0	0	0	37	500	94	0	6,973
Huth Family Fund	67,864	0	0	(3,288)	517	9,500	848	37	54,707
Janzen Family Fund	67,964	0	0	(4,432)	529	12,000	345	37	51,679
Birt and Kathleen Johnson, Jr. Fund	5,185	0	0	(324)	39	1,500	27	3	3,370
Colburn and Alana Jones Foundation	928,820	0	0	(46,689)	7,759	50,000	5,071	546	834,272
Leslie B. Kadis, MD & Ruth McClendon Foundation Fund	4,742	0	0	(146)	22	500	59	1	4,057
Kobrinisky Evans Family Fund	18,477	0	0	(849)	160	0	104	11	17,673
F.B. and B.H. Keith Fund	14,968	0	0	(698)	129	0	187	9	14,203
Karen M. and Brendan P. Kelly Fund	2,295	0	0	(258)	6	2,000	29	0	14
Carol and Chuck Keller Family Fund	199,769	0	0	(9,316)	1,721	0	2,497	120	189,556
Steven D. Kesselring and Jean M. Forrest Fund	56,219	0	0	(3,213)	453	10,000	325	32	43,102
Barbara Paul and Tom LaFaille Fund	99,123	0	0	(4,802)	846	2,500	550	59	92,059
Lee-Alexander Family Fund	2,080	0	0	(76)	14	500	9	1	1,508
The Landreth Family Fund	2,469,098	0	0	(126,383)	20,378	290,000	12,258	1,464	2,059,371
James and Susan Lansbury Fund	1,161,699	0	0	(53,382)	10,072	0	6,465	704	1,111,219
Lehman Family Fund	53,803	49,996	0	(5,489)	820	11,500	567	53	87,010
Live and Give Fund	73,695	0	0	(3,437)	635	0	921	44	69,928
MacGowan Pathwanderer Fund	23,055	0	0	(416)	113	0	288	6	22,458
Mahoney/Peterson Family Fund	151,849	0	0	0	747	1,500	951	0	150,145
Cambrel B. Marshall Fund	13,459	250	0	(619)	119	0	77	8	13,124
Kim and Steve McIntyre Fund	69,960	0	0	(1,490)	336	10,000	875	18	57,914
Richard and Grace Merrill Fund	163,070	0	0	1,847	1,450	32,000	886	40	133,441
Lenore and Dale Meyer Fund 2	28	0	0	(1)	0	0	0	0	27
Monterey Firemen's Charitable Association Fund	2,965	9,000	0	0	12	2,100	150	0	9,727



COMMUNITY FOUNDATION FOR MONTEREY COUNTY			Changes in Fund Balances -- January 1 through June 30, 2020						
			Interfund			All Grants			
			Contrib'n's -	Investment	Interest &	& Pledges	Admin.	Expenses &	Ending
Fund Name	Beg. Fund	Contrib'n's	Other Inc	Gain (Loss)	Dividends	Paid/Rec'd	Fees	Transfers	Fund Balance
James I. and Barbara S. Miller Charitable Fund	0	0	0	0	0	0	0	0	0
Mills Family Fund	14,542	0	0	(668)	126	0	82	9	13,909
Clint and Karen Miller Charitable Fund	483,086	0	0	(12,517)	4,268	39,500	6,039	212	429,085
Tim and Cindy Minor Charitable Giving Fund	100,522	0	0	(5,727)	817	12,500	1,257	58	81,797
Mission Ranches Fund	109,639	0	0	(5,648)	927	5,000	601	65	99,252
William and Patricia Monahan Fund	4,492	0	0	(209)	39	0	56	3	4,262
Lawrence and Carleton Mowell Fund	0	20,967	0	742	30	0	262	2	21,475
Monterey Pacific Company Fund	83,776	0	0	(1,753)	403	15,000	1,047	22	66,357
Anthony and Lary Lynn Muller Fund	361,510	0	0	(17,054)	2,985	21,500	1,944	210	323,786
Joan Ann Nattress - Movement, Exercise, Longevity Fund	5,593	75	0	(100)	27	0	70	1	5,524
Martin Needler and Jan Black Fund	350	0	0	0	0	0	0	0	350
Neidel Family Fund	29,988	26,124	0	(3,172)	307	24,500	202	21	28,523
Gilbert M. Neill Math Fund	1,038	0	0	0	5	0	7	0	1,037
Nepenthe/Phoenix Corporation Fund	78,219	0	0	0	366	22,500	427	0	55,657
Neumeier Taylor Foundation Fund	2,537,937	0	0	(149,077)	11,961	100,000	20,190	0	2,280,632
Nonella Family Fund	26,718	0	0	(2,234)	179	10,000	120	13	14,530
Oak Hill Charitable Fund	14,249	0	0	0	70	0	89	0	14,229
Mike and Mary Orradre Fund	301,527	0	0	(14,658)	2,555	10,000	1,665	179	277,581
Overett Family Fund	47,174	0	0	598	462	0	590	13	47,632
The David and Lucile Packard Foundation Fund	1,665,383	0	0	0	3,710	490,400	5,060	0	1,173,633
Nicholas M. Pasculli Fund	21,485	0	0	(987)	186	0	121	13	20,550
Packer Family Foundation	236,685	0	0	(11,652)	1,944	21,572	2,959	138	202,308
Rotary Club of Monterey, Cannery Row Fund	14,053	0	0	0	61	6,000	82	0	8,032
Reed Family Fund	11,650	0	0	(816)	87	4,000	146	6	6,769
Reese Family Fund	44,471	0	0	(2,801)	336	13,000	236	25	28,744
California Rodeo Salinas Fund	107,443	30,000	0	(6,136)	1,172	0	619	78	131,782
John and Annette Romans Family Fund	276,324	0	0	(15,906)	1,693	95,000	3,454	132	163,525
The Fred Rowden Memorial Fund	6	0	0	0	0	0	0	0	6
Will and Mary Shaw Fund	41,341	0	0	(1,900)	358	0	232	25	39,542
Shelley Family Fund	4,411	0	0	(203)	38	0	25	3	4,220
Richard and Cindy Zoller Silver Family Legacy Fund	21,591	0	0	264	210	4,000	270	6	17,789
Matthew Simis and Michael Gray Fund	30,687	0	0	0	0	0	0	30,687	0
Laura Sinks Fund	1,294	0	0	(60)	11	0	7	1	1,238
Robert and Florence Slinger Fund #2	1,038,820	0	0	(47,740)	9,006	0	5,840	630	993,617
Kendall and Kathryn Smith Family Fund	16,216	25,000	0	(875)	56	35,000	515	3	4,879
Andy and Steffanie Smith Fund	218,566	0	0	(11,355)	1,820	18,000	2,732	129	188,171
The Snorf Fund	18,567	0	0	(1,071)	152	2,000	104	11	15,533
Cynthia Snorf Fund	1,211,607	0	0	(55,619)	10,510	5,000	5,338	735	1,155,425
Steck Family Fund	5,226	0	0	0	9	5,169	65	0	0
Struve Family Fund	51,946	0	0	(2,387)	450	0	292	31	49,686
Gary and Emma Taylor Fund	102,357	0	0	(4,704)	887	0	575	62	97,903
The Club at Pasadera Employee Emergency Assistance/Relief Fund	0	136,120	0	0	36	129,275	1,702	0	5,180
The Fred Terman and Nan Borreson Fund	150,248	0	0	(9,041)	1,136	30,000	775	82	111,486
Thau Family Fund	68,470	0	0	(3,836)	554	10,500	856	39	53,794
Peter and Anne Thorp Fund	49,824	0	0	0	234	10,000	281	0	39,778
Jim and Linda Tunney Fund	108	0	0	(5)	1	0	1	0	102
Dr. James Valentine Fund	559,367	0	4,042,771	(168,043)	19,109	0	11,249	4,451,635	(9,681)

COMMUNITY FOUNDATION FOR MONTEREY COUNTY			Changes in Fund Balances -- January 1 through June 30, 2020						
			Interfund			All Grants			
			Contrib'n's -	Investment	Interest &	& Pledges	Admin.	Expenses &	Ending
Fund Name	Beg. Fund	Contrib'n's	Other Inc	Gain (Loss)	Dividends	Paid/Rec'd	Fees	Transfers	Fund Balance
Vallentin Fund	45,824	0	0	(3,250)	326	18,500	250	25	24,125
Vanderbilt Charitable Fund	2,382	0	0	0	10	1,500	30	0	862
The Alexander F. Victor Foundation	39,497	0	0	(1,815)	342	0	222	24	37,778
The Jackie and Mark Wendland Fund	2,997	0	0	0	13	2,000	13	0	997
Maija, Eva and Cody West Family Fund	3,092	1,600	0	30	18	0	59	1	4,680
Ben and Mary Ann Whitten Fund	15,221	0	0	(953)	111	4,000	77	8	10,295
Wiegand Family Foundation	2,951	0	0	0	12	2,000	12	0	951
Bill and Kathi Wojtkowski Fund	36,702	0	0	400	355	1,000	209	10	36,239
Wold Family Foundation	305,169	0	0	(14,265)	2,627	500	3,815	184	289,032
Martin R. Wolf Family Fund	17,534	0	0	(818)	151	0	219	11	16,638
Marsha McMahan Zelus Fund	20,696	0	0	(1,111)	168	2,000	110	12	17,631
Zeve Fund	46,022	0	0	(831)	225	0	575	12	44,829
<b>Subtotal Nonendowed Donor Advised (144)</b>	<b>37,417,967</b>	<b>1,518,409</b>	<b>4,044,271</b>	<b>(1,783,624)</b>	<b>309,668</b>	<b>3,541,607</b>	<b>234,440</b>	<b>4,500,861</b>	<b>33,229,783</b>
<b>Special Programs</b>									
Casa de Noche Buena Special Purpose Fund	0	12,215	0	362	86	0	24	2	12,637
Census 2020 - VCCF & State of CA	(42,275)	127,917	72,276	0	0	30,000	0	0	127,918
Census 2020 Fund - Pooled Fund	(80,581)	220,000	0	0	(0)	0	0	114,602	24,817
Monterey County Gives!	5,335,184	500	0	0	31	5,256,448	0	41,384	37,883
College Futures Foundation Fund	242,402	0	382,250	0	0	462,000	6,000	138	156,514
Center for Nonprofit Excellence #6	96,935	0	0	0	0	19,500	3,998	13,533	59,904
Fund for Homeless Women Administrative Fund	10,186	16,000	0	0	25	0	0	17,858	8,353
The James Irvine Foundation Salinas Leadership Fund	570,501	0	0	0	0	0	0	49,670	520,831
Pathways to Safety	6,187	0	0	0	0	0	0	60	6,127
Rudy Futer Pony Trust	338,689	0	0	(7,338)	7,761	0	0	11,145	327,968
Sea Haven Fund	0	1,686	0	0	0	0	21	0	1,665
<b>Subtotal Special Programs (11)</b>	<b>6,477,227</b>	<b>380,783</b>	<b>454,526</b>	<b>(6,976)</b>	<b>7,904</b>	<b>5,767,948</b>	<b>10,043</b>	<b>248,393</b>	<b>1,287,081</b>
<b>Pledges, Bequests, &amp; CRTs</b>									
Maureen Bevelin CRT	533,975	0	0	0	0	0	0	0	533,975
Census 2020 Receivable	99,045	0	0	0	0	72,276	0	0	26,769
Charitable Gift Annuities Fund	1,853,948	0	0	3,184	0	19,021	0	0	1,838,111
CRT Funds with CF as Trustee (Kaspick)	9,574,460	0	15,249	3,342,653	0	4,263,288	24,586	0	8,644,488
The Thomas Hart Hawley Unitrust	126,838	0	0	0	0	0	0	0	126,838
Joanne Millard CRT	183,591	0	0	0	0	0	0	0	183,591
College Futures Foundation Receivable	382,250	0	0	0	0	382,250	0	0	0
Estate of Anita Tarr Turk Fund for Breast Cancer Research	264,615	0	0	0	0	264,615	0	0	0
<b>Subtotal Future Assets (8)</b>	<b>13,018,722</b>	<b>0</b>	<b>15,249</b>	<b>3,345,837</b>	<b>0</b>	<b>5,001,451</b>	<b>24,586</b>	<b>0</b>	<b>11,353,772</b>
<b>GRAND TOTAL</b>									
<b>Number of funds - 559</b>									
<b>Other Summary Information:</b>	<b>230,335,563</b>	<b>19,072,978</b>	<b>8,418,162</b>	<b>(7,349,439)</b>	<b>2,259,223</b>	<b>22,278,190</b>	<b>1,472,387</b>	<b>2,121,339</b>	<b>226,864,572</b>
<b>Funds in the Main</b>									
Investment Pool	170,216,812	15,173,265	1,150,486	(8,904,986)	1,923,161	5,058,916	1,200,693	(4,354,783)	177,653,912
<b>Funds in Moneymarket</b>									
Pool + Other Temp.	47,100,029	3,899,713	7,252,427	(1,790,290)	336,062	12,217,823	247,109	6,476,122	37,856,888
<b>Pledges, Beq. CRTs</b>	<b>13,018,722</b>	<b>0</b>	<b>15,249</b>	<b>3,345,837</b>	<b>0</b>	<b>5,001,451</b>	<b>24,586</b>	<b>0</b>	<b>11,353,772</b>
<b>Total</b>	<b>230,335,563</b>	<b>19,072,978</b>	<b>8,418,162</b>	<b>(7,349,439)</b>	<b>2,259,223</b>	<b>22,278,190</b>	<b>1,472,387</b>	<b>2,121,339</b>	<b>226,864,572</b>



**COMMUNITY FOUNDATION FOR MONTEREY COUNTY**  
**GIFTS - June 2020**

<b>Donor</b>	<b>Date</b>	<b>Amount</b>	<b>Fund</b>
Carmel Valley Women's Club	6/1/2020	20,000	Carmel Valley Women's Club Foundation Scholarship Fund
Joel Gambord Investments	6/1/2020	133,000	Joel and Dena Gambord Nursing Scholarship
Mr. & Mrs. Albert R. and Ellen R. Latour	6/1/2020	1,000	Corral de Tierra Country Club Employee Assistance/Relief Fund
Mr. & Mrs. Chris and Gina Cochetti	6/1/2020	500	Corral de Tierra Country Club Employee Assistance/Relief Fund
Mr. & Mrs. Gary L. Olimpia and Nancy Hoskins-Olimpia	6/1/2020	200	Corral de Tierra Country Club Employee Assistance/Relief Fund
Mr. & Mrs. Michael and Gloria Ipson	6/1/2020	3,000	Ipson-Tully Cal Memorial Scholarship Fund
Mr. Dominic J. Muzzi	6/1/2020	500	Corral de Tierra Country Club Employee Assistance/Relief Fund
Mr. Thomas P. Nunes Jr.	6/1/2020	500	Corral de Tierra Country Club Employee Assistance/Relief Fund
Mrs. Anne M. Washburn	6/1/2020	1,500	Casa de Noche Buena Special Purpose Fund
Mrs. Doris Uyeda	6/1/2020	50	Joan Ann Nattress - Movement, Exercise, Longevity Fund
Mrs. Kathleen M. Baker and Mr. Lawrence M. Johnson	6/1/2020	250	COVID-19 Relief Fund
Mrs. Linda Frederiksen	6/1/2020	100	The Fund for Homeless Women Non-Endowed Fund
Ms. Cecilia M. Getz	6/1/2020	50	Trinidad and Lupe Gomez Family Fund
Ms. Elsa Mendoza Jimenez	6/1/2020	125	Siembra Latinos Fund - Nonendowed
Ms. Ingrid V. Bartels	6/1/2020	1,000	Dr. Roger and Kate Bartels Memorial Scholarship Fund
Ms. Sharon L. Crescente	6/1/2020	100	Corral de Tierra Country Club Employee Assistance/Relief Fund
Ms. Sharon Miller and Mr. Max L. Firstman	6/1/2020	500	The Fund for Homeless Women Non-Endowed Fund
Ms. Susan Kingsley	6/1/2020	1,000	COVID-19 Relief Fund
YourCause, LLC Chevron Matching Employee Funds	6/1/2020	500	Matthew Paul Finnigan Memorial Scholarship Fund
Monterey County Health Department	6/2/2020	800	COVID-19 Relief Fund
Mr. Christopher Tobin	6/2/2020	15	COVID-19 Relief Fund
Ms. Cara Weston	6/2/2020	100	COVID-19 Relief Fund
Chicago Title Company	6/3/2020	10,625	Carmel Gives Fund
Mr. & Mrs. Gary and Kristine Kaprielian	6/3/2020	150	Corral de Tierra Country Club Employee Assistance/Relief Fund
Mr. Robert F. Martin	6/3/2020	250	Corral de Tierra Country Club Employee Assistance/Relief Fund
Ms. Alison Baguio	6/3/2020	50	Pacific Grove Public Library Fund for the Future
Ms. Reanie Wheeler	6/3/2020	300	Corral de Tierra Country Club Employee Assistance/Relief Fund
Ms. Roberta A. Little	6/3/2020	25	The Fund for Homeless Women Non-Endowed Fund
Anthony Lombardo & Associates	6/4/2020	1,000	Carmel Gives Fund
Charities Aid Foundation of America	6/4/2020	48	COVID-19 Relief Fund
Mr. & Mrs. David and Maureen Lyon	6/4/2020	500	COVID-19 Relief Fund
Mr. & Mrs. Ronald and Wanda Ragland	6/4/2020	750	Corral de Tierra Country Club Employee Assistance/Relief Fund
Mr. Douglas Post	6/4/2020	500	Corral de Tierra Country Club Employee Assistance/Relief Fund
Mr. Mark Kennedy	6/4/2020	500	Corral de Tierra Country Club Employee Assistance/Relief Fund

**COMMUNITY FOUNDATION FOR MONTEREY COUNTY**  
**GIFTS - June 2020**

<b>Donor</b>	<b>Date</b>	<b>Amount</b>	<b>Fund</b>
Mr. Steven Merrell	6/4/2020	50	Casa de Noche Buena Special Purpose Fund
Mrs. Therese Rose	6/4/2020	100	COVID-19 Relief Fund
Ms. Keely M. Clifford	6/4/2020	100	Monterey Peninsula Small Business Relief Fund
Ms. Melissa Svenningsen	6/4/2020	50	COVID-19 Relief Fund
Eichorn Family	6/5/2020	50	Casa de Noche Buena Special Purpose Fund
Mr. Stephen Jones	6/5/2020	100	Monterey Peninsula Small Business Relief Fund
Ms. Courtney Teague	6/5/2020	100	COVID-19 Relief Fund
Ms. Ginny Babbitt	6/5/2020	40	Monterey Peninsula Small Business Relief Fund
Ms. Meryl Robertson	6/5/2020	50	COVID-19 Relief Fund
Mr. Michael Boggiatto	6/6/2020	2,000	Corral de Tierra Country Club Employee Assistance/Relief Fund
Mrs. Anne M. Washburn	6/6/2020	100	Monterey Peninsula Small Business Relief Fund
Mr. Anthony Pollard	6/7/2020	400	COVID-19 Relief Fund
Mrs. Leslie Helgason	6/7/2020	30	COVID-19 Relief Fund
Ms. Debra Silva	6/7/2020	600	COVID-19 Relief Fund
Ms. Loretta Ehrhart	6/7/2020	500	Monterey Peninsula Small Business Relief Fund
B of A Charitable Gift Fund- Whittle Zoccali Gift Fund	6/8/2020	1,000	General Endowment Fund of the Community Foundation
Borgman Family Fndn at Schwab Charitable Fund	6/8/2020	1,000	Corral de Tierra Country Club Employee Assistance/Relief Fund
Charities Aid Foundation of America	6/8/2020	100	COVID-19 Relief Fund
Estate of Mrs. Robert Stanton	6/8/2020	103	General Endowment Fund of the Community Foundation
Mr. & Mrs. Joseph and Elizabeth Heston	6/8/2020	500	Corral de Tierra Country Club Employee Assistance/Relief Fund
Mr. & Mrs. Patrick and Aimee Burke	6/8/2020	3,000	Operating Fund
Mr. & Mrs. William and Nancy Doolittle	6/8/2020	5,000	Fund for the Environment
Mr. Arthur Cook	6/8/2020	100	Operating Fund
Mr. Christopher Given	6/8/2020	1,000	Corral de Tierra Country Club Employee Assistance/Relief Fund
Mr. Hector Marquez	6/8/2020	175	Corral de Tierra Country Club Employee Assistance/Relief Fund
Mr. James Ewart	6/8/2020	1,000	Southern Monterey County Foundation
Ms. Breanna Wilson	6/8/2020	400	COVID-19 Relief Fund
Ms. Janette Moody	6/8/2020	100	Casa de Noche Buena Special Purpose Fund
Ms. Kathleen O'Connell	6/8/2020	100	COVID-19 Relief Fund
Ms. Lyndsey Horn	6/8/2020	25	COVID-19 Relief Fund
Ms. Mimi Sheridan	6/8/2020	5,000	Frances Memorial Fund
Ms. Stefani Mistretta	6/8/2020	25	COVID-19 Relief Fund
Rev. Michael E. Reid and Mr. Bill Robnett	6/8/2020	1,000	The Fund for Homeless Women
Schwab Charitable - Jeffrey & Denise Dickson	6/8/2020	1,000	The Morse Foundation Stewardship Fund

**COMMUNITY FOUNDATION FOR MONTEREY COUNTY**  
**GIFTS - June 2020**

<b>Donor</b>	<b>Date</b>	<b>Amount</b>	<b>Fund</b>
Schwab Charitable- Posey Family Foundation Fund	6/8/2020	100,002	COVID-19 Relief Fund
Peter C. Hatton Living Trust	6/8/2020	2,386	Carmel High School Class of 1952 Fund
Peter C. Hatton Living Trust	6/8/2020	7,159	Operating Fund
Mr. & Mrs. Michael and Stephanie Schoeder	6/9/2020	300	Corral de Tierra Country Club Employee Assistance/Relief Fund
Mr. Darren Lowe	6/9/2020	200	Corral de Tierra Country Club Employee Assistance/Relief Fund
Mr. David Alexander	6/9/2020	100	Corral de Tierra Country Club Employee Assistance/Relief Fund
Mr. Dominic Taddeucci	6/9/2020	250	Corral de Tierra Country Club Employee Assistance/Relief Fund
Mr. Eron Malone	6/9/2020	100	Corral de Tierra Country Club Employee Assistance/Relief Fund
Mr. Jon Griffith	6/9/2020	200	Corral de Tierra Country Club Employee Assistance/Relief Fund
Mrs. Lucy Church	6/9/2020	100	Corral de Tierra Country Club Employee Assistance/Relief Fund
Mrs. Teresa McMillin	6/9/2020	500	Corral de Tierra Country Club Employee Assistance/Relief Fund
Ms. Ann Farr	6/9/2020	100	Corral de Tierra Country Club Employee Assistance/Relief Fund
Mr. John Mercado	6/10/2020	200	Corral de Tierra Country Club Employee Assistance/Relief Fund
Mr. Ray Pangle	6/10/2020	1,000	Corral de Tierra Country Club Employee Assistance/Relief Fund
Ms. Christina DeMaria	6/10/2020	20	Girls' Health in Girls' Hands Scholarship Fund
Ms. Lois Mayol	6/10/2020	100	Youth Music Monterey Stewardship Fund
Ms. Shelley Deary	6/10/2020	100	Corral de Tierra Country Club Employee Assistance/Relief Fund
Mr. & Mrs. Christopher and Wendy Ograin	6/11/2020	25	The Fund for Homeless Women Non-Endowed Fund
Mr. & Mrs. Cody and Maija West	6/11/2020	400	Maija, Eva and Cody West Family Fund
Mr. & Mrs. Melvin and Mary Britton	6/11/2020	3,000	Carmel Valley Manor Foundation Stewardship Fund
Mr. & Mrs. Michael and Gail English	6/11/2020	1,000	Corral de Tierra Country Club Employee Assistance/Relief Fund
Mr. and Mrs. Raymond Doumanian	6/11/2020	50	The Fund for Homeless Women Non-Endowed Fund
Mr. Don Rogers	6/11/2020	200	Corral de Tierra Country Club Employee Assistance/Relief Fund
Mr. Keith Hanson	6/11/2020	200	Corral de Tierra Country Club Employee Assistance/Relief Fund
Mr. Kent Hibino and Mrs. Evelyn Hibino	6/11/2020	500	Corral de Tierra Country Club Employee Assistance/Relief Fund
Mr. Renato Monighetti	6/11/2020	50	The Fund for Homeless Women Non-Endowed Fund
Ms. Breanna Wilson	6/11/2020	200	COVID-19 Relief Fund
Greenhedge Escrow	6/12/2020	1,891	Carmel Gives Fund
Mr. & Mrs. Manuel and Susan Osorio	6/12/2020	83	Northern Monterey County Foundation - Nonendowed
Mr. Frank Smith	6/12/2020	400	Corral de Tierra Country Club Employee Assistance/Relief Fund
Mr. Michael Loleng	6/12/2020	10	COVID-19 Relief Fund
Mr. Craig Noke	6/13/2020	250	COVID-19 Relief Fund
Ms. Marlisa Blueford	6/14/2020	100	COVID-19 Relief Fund
American General Life Insurance Company	6/15/2020	150,403	Dr. James Valentine Fund

**COMMUNITY FOUNDATION FOR MONTEREY COUNTY**  
**GIFTS - June 2020**

<b>Donor</b>	<b>Date</b>	<b>Amount</b>	<b>Fund</b>
Church in the Forest	6/15/2020	3,000	Church in the Forest Stewardship Fund
Elkhorn Slough Foundation	6/15/2020	6,000	Elkhorn Slough Fndn James Rote & Les Strnad Scholarship
Mr. & Mrs. Earl Wayne and Linda Cruzan	6/15/2020	85	Monterey Public Library Fund
Mr. James Sullivan	6/15/2020	500	COVID-19 Relief Fund
Mr. Jon Ericson	6/15/2020	100	Casa de Noche Buena Special Purpose Fund
Mr. Nick Hartoularos	6/15/2020	25	The Fund for Homeless Women Non-Endowed Fund
Mrs. Nancy Skager	6/15/2020	100	Casa de Noche Buena Special Purpose Fund
Ms. Elizabeth Christian	6/15/2020	1,000	COVID-19 Relief Fund
Ms. Heather Shafer	6/15/2020	15	Casa de Noche Buena Special Purpose Fund
Ms. Margaret A. Hansen	6/15/2020	100	The Fund for Homeless Women Non-Endowed Fund
Salinas Rotary Club Charitable Fund	6/15/2020	100	Salinas Rotary Club Fund
The Benevity Community Impact Fund	6/15/2020	6,589	Casa Amesti Garden and House Fund
The Nunes Company, Inc.	6/15/2020	500	Trinidad and Lupe Gomez Family Fund
Valentine Holdings, LLC	6/15/2020	1,000	Carmel Gives Fund
Estate of George and Dolores Albright	6/16/2020	74,041	Carmel Valley Manor Foundation Stewardship Fund
Mr. & Mrs. James L. and Jeri Gattis	6/16/2020	100	Corral de Tierra Country Club Employee Assistance/Relief Fund
Mr. & Mrs. Scott and Leslie Kelly	6/16/2020	200	Corral de Tierra Country Club Employee Assistance/Relief Fund
Mr. Brian Park	6/16/2020	1,900	The Fund for Homeless Women Non-Endowed Fund
Mr. Daniel Gearhart	6/16/2020	100	Alzheimer's Association of Monterey County
Mr. Harry Wardwell	6/16/2020	150	Corral de Tierra Country Club Employee Assistance/Relief Fund
Mr. John Aubuchon	6/16/2020	400	Corral de Tierra Country Club Employee Assistance/Relief Fund
Mr. Richard Morris	6/16/2020	100	Corral de Tierra Country Club Employee Assistance/Relief Fund
Mr. Steve Church	6/16/2020	400	Corral de Tierra Country Club Employee Assistance/Relief Fund
Ms. Carrie Taylor	6/16/2020	100	Corral de Tierra Country Club Employee Assistance/Relief Fund
Ms. Debby Borzini	6/16/2020	100	Corral de Tierra Country Club Employee Assistance/Relief Fund
Ms. Deni Guzik	6/16/2020	200	Corral de Tierra Country Club Employee Assistance/Relief Fund
Cleo Foundation	6/17/2020	10,000	COVID-19 Relief Fund
Mr. Edi Matsumoto	6/17/2020	45	COVID-19 Relief Fund
Dr. & Mrs. Eduardo M. and Holly Ochoa	6/18/2020	500	Orchestra in the Schools Third-Party Fund
Mr. John Jeffrey Green	6/18/2020	1,000	Corral de Tierra Country Club Employee Assistance/Relief Fund
Mr. Mark Dias	6/18/2020	100	COVID-19 Relief Fund
Ms. Kristen L. Martin	6/18/2020	100	Trinidad and Lupe Gomez Family Fund
Monterey Peninsula Foundation	6/19/2020	200	COVID-19 Relief Fund
Monterey Peninsula Foundation	6/19/2020	400	COVID-19 Relief Fund

**COMMUNITY FOUNDATION FOR MONTEREY COUNTY**  
**GIFTS - June 2020**

<b>Donor</b>	<b>Date</b>	<b>Amount</b>	<b>Fund</b>
Mr. & Mrs. Gregg and Michelle Brady	6/19/2020	200	Corral de Tierra Country Club Employee Assistance/Relief Fund
Mr. Dale Camany	6/19/2020	100	Corral de Tierra Country Club Employee Assistance/Relief Fund
Ms. Alice Stoll	6/19/2020	100	The Fund for Homeless Women
Ms. Gayle D. Darrigo	6/19/2020	30	The Fund for Homeless Women Non-Endowed Fund
Ms. Mary Warburton Boland	6/19/2020	125	Monterey Peninsula Small Business Relief Fund
Mr. Anthony Belleci	6/20/2020	100	Community Fund for Carmel Valley - Nonendowed
Mrs. Inga Waite	6/20/2020	200	Monterey Public Library Fund
Ms. Robin Venuti and Mr. Joseph Rock	6/20/2020	20	Girls' Health in Girls' Hands Scholarship Fund
Ms. Megan Whilden	6/21/2020	80	The Fund for Homeless Women Non-Endowed Fund
Ms. Pamela Marino	6/21/2020	100	COVID-19 Relief Fund
Fidelity Charitable - Anne McGrath Giving Fund	6/22/2020	5,000	Corral de Tierra Country Club Employee Assistance/Relief Fund
Mr. Christopher Tobin	6/22/2020	20	COVID-19 Relief Fund
Ms. Carissa Chan	6/22/2020	10	The Fund for Homeless Women Non-Endowed Fund
Ms. DeeAnn L. Thompson	6/22/2020	25	Women's Fund Endowment
Ms. Lynne Semeria	6/22/2020	250	Monterey Peninsula Small Business Relief Fund
Old Republic Title Company	6/22/2020	2,467	Carmel Gives Fund
Old Republic Title Company	6/22/2020	7,432	Carmel Gives Fund
Old Republic Title Company	6/22/2020	7,432	Carmel Gives Fund
Old Republic Title Company	6/22/2020	880	Sea Haven Fund
Old Republic Title Company	6/22/2020	806	Sea Haven Fund
Mr. & Mrs. Robert L. and Millie House	6/23/2020	100	Corral de Tierra Country Club Employee Assistance/Relief Fund
Mr. & Mrs. Steven and Kim McIntyre	6/23/2020	250	Corral de Tierra Country Club Employee Assistance/Relief Fund
Mr. & Mrs. Timothy M. and Alma Escamilla	6/23/2020	300	Corral de Tierra Country Club Employee Assistance/Relief Fund
Mr. Greg Laskaris	6/23/2020	50	Gabilan Hope Scholarship Fund
Ms. Amelia Craig	6/23/2020	100	COVID-19 Relief Fund
Ms. Gretchen Bitterlin	6/23/2020	500	Gabilan Hope Scholarship Fund
Mr. & Mrs. Joseph and Lori Grainger	6/24/2020	1,000	Tom Grainger Memorial Fund
Mr. Frank Geisler	6/24/2020	50	Cappy Martin/Vernon Hurd Monterey Rotary Club Fund
Mrs. Inga Waite and Mr. Robert Smith	6/24/2020	100	Monterey Public Library Fund
Mr. & Mrs. Vearl and Sharon Gish	6/25/2020	100	Corral de Tierra Country Club Employee Assistance/Relief Fund
Mr. James Conn	6/25/2020	500	Corral de Tierra Country Club Employee Assistance/Relief Fund
Ms. Maggie Grainger	6/25/2020	500	Tom Grainger Memorial Fund
Nell Newman Foundation	6/25/2020	25,525	Pass Thru Fund
Claire Giannini Fund	6/26/2020	100,000	COVID-19 Relief Fund

**COMMUNITY FOUNDATION FOR MONTEREY COUNTY**  
**GIFTS - June 2020**

<b>Donor</b>	<b>Date</b>	<b>Amount</b>	<b>Fund</b>
Old Republic Title Company	6/26/2020	1,471	Carmel Gives Fund
Mr. George Fontes	6/27/2020	1,200	Corral de Tierra Country Club Employee Assistance/Relief Fund
Ms. Kate Dunne	6/27/2020	50	The Peter and Jackie Henning Fund
Mr. Scott Norton	6/28/2020	100	COVID-19 Relief Fund
CHISPA	6/29/2020	5,000	CHISPA Scholarship Fund
Estate of Mrs. Robert Stanton	6/29/2020	1,883	General Endowment Fund of the Community Foundation
First American Title Company	6/29/2020	3,528	Carmel Gives Fund
First American Title Company	6/29/2020	3,929	Carmel Gives Fund
Mr. & Mrs. Chad and Katherine Lincoln	6/29/2020	50	Pass Thru Fund
Mr. Johnny Apodaca and Mrs. Janelle Gistelli	6/29/2020	50	The Fund for Homeless Women Non-Endowed Fund
Mr. Robert Challen	6/29/2020	40	Gabilan Hope Scholarship Fund
Mr. Thomas Rebold	6/29/2020	250	Monterey Peninsula Small Business Relief Fund
Ms. Barbara J. Baldock and Mr. Phillip N. Butler	6/29/2020	200	Casa de Noche Buena Special Purpose Fund
Sun Street Centers	6/29/2020	10,006	Sun Street Centers' Anne C. Leach Scholarship Fund
Fidelity Charitable - Stahl Family Charitable Fund	6/30/2020	1,000	Operating Fund
Mr. Bryant Miguel	6/30/2020	20	COVID-19 Relief Fund
Ms. Florence Allen	6/30/2020	20	The Fund for Homeless Women
Ms. Maddie Vicioso and Ms. Chloe Vicioso	6/30/2020	23	COVID-19 Relief Fund
	<b>Total</b>	<b>768,488</b>	

**Interfund Gifts**

Community Foundation for Monterey County	6/5/2020	200,000	College Futures Monterey County Fund
Community Foundation for Monterey County	6/5/2020	95,118	College Futures Monterey County Fund
Community Foundation for Monterey County	6/5/2020	500	Corral de Tierra Country Club Employee Assistance/Relief Fund
Community Foundation for Monterey County	6/5/2020	47,524	Rotary Club of Monterey Martin/Hurd Scholarship Fund
Community Foundation for Monterey County	6/12/2020	500	Operating Fund
Community Foundation for Monterey County	6/19/2020	1,000	Corral de Tierra Country Club Employee Assistance/Relief Fund
	<b>Total</b>	<b>344,642</b>	
<b>Total Gifts</b>		<b>1,113,129</b>	

**COMMUNITY FOUNDATION FOR MONTEREY COUNTY**

**GRANTS - June 2020**

<b>Grantee</b>	<b>Program Name</b>	<b>Granted</b>	<b>Date</b>	<b>Fund</b>
American Cancer Society, Inc	COVID-19 program support for Monterey County residents	30,000	6/1/2020	COVID-19 Relief Fund
Elkhorn Slough Foundation	COVID-19 Healthy Lands, Helping Hands program support	20,000	6/1/2020	COVID-19 Relief Fund
Franciscan Workers of Junipero Serra	Dorothy's Place - Phase II COVID-19 relief	69,687	6/1/2020	COVID-19 Relief Fund
HumanGood Foundation West	COVID-19 Cupboards of Care support: Pacific Meadows	25,000	6/1/2020	COVID-19 Relief Fund
Monterey County Rape Crisis Center	COVID-19 operational support	20,000	6/1/2020	COVID-19 Relief Fund
Partnership for Children	Emergency financial assistance children in Monterey County	20,000	6/1/2020	COVID-19 Relief Fund
St. Vincent de Paul Society	Food pantry support	12,000	6/1/2020	COVID-19 Relief Fund
Access Support Network	Housing stability for people living with HIV	100,000	6/5/2020	Douglas Madsen Fund for HIV/AIDS Housing
Alisal Family Resource Center	Alisal Early Learning Center at Buckhorn	30,000	6/5/2020	Evelyn Torras Fund
Alliance On Aging Inc	Operating support	30,000	6/5/2020	Margaret L. Musser Field of Interest Fund
Big Sur Health Center	Operating support (to assure access to healthcare services)	25,000	6/5/2020	Doolittle Fund
Boys & Girls Clubs of Monterey County	to support the Power Hour (reading) program	5,000	6/5/2020	Farrell/Allen/LaSalle Carmel Rotary Fund
Boys & Girls Clubs of Monterey County	College & Career Readiness Program	25,000	6/5/2020	Lauralie and J. Irvine Fund
Bright Futures Education Partnership	College and Career Readiness (Bright Futures)	30,000	6/5/2020	Paul Edward and Gay Delores Rochester Fund
California Lutheran University	general operating support for KCLU	30	6/5/2020	Franklin Legacy Fund
Carmel High School, This Club Saves Lives	food purchases and distribution for needy local families	5,000	6/5/2020	Farrell/Allen/LaSalle Carmel Rotary Fund
Carmel Presbyterian Church	scholarship program	5,000	6/5/2020	Marcia F. DeVoe Fund
Carmel Valley Manor	to the Carmel Valley Manor Foundation Operating Fund	4,000	6/5/2020	Carmel Valley Manor Fndn Stewardship Fund
Carmel Valley Manor	to the Carmel Valley Manor Operating Fund	43,743	6/5/2020	Carmel Valley Manor Fndn Stewardship Fund
CASA of Monterey County	support continuing services at risk of loss due to funding reductions	5,000	6/5/2020	Farrell/Allen/LaSalle Carmel Rotary Fund
CASA of Monterey County	Operating support (2-year grant)	50,000	6/5/2020	General Endowment Fund
Central Coast Center for Independent Living	Independent living services and support for people with disabilities	25,000	6/5/2020	Margaret L. Musser Field of Interest Fund
Central Coast VNA and Hospice	Operating support for services in Monterey County	25,000	6/5/2020	Andy and Steffanie Smith Fund
Central Coast YMCA	Youth Fit 4 Life (2-year grant)	48,000	6/5/2020	General Endowment Fund
City of Greenfield	Operating support	25,000	6/5/2020	Rudy E. Futer Fund for Human & Humane Needs
Coalition of Homeless Services Providers	Operating support	30,000	6/5/2020	Lauralie and J. Irvine Fund
Community Homeless Solutions	Operating support	30,000	6/5/2020	Margaret L. Musser Field of Interest Fund
Community Human Services	Operating support (2-year grant)	50,000	6/5/2020	General Endowment Fund
Community Partnership for Youth	to support the afterschool mentor/tutor program	5,000	6/5/2020	Farrell/Allen/LaSalle Carmel Rotary Fund
Community Partnership for Youth	Operating support	26,000	6/5/2020	Birt and Kathleen Johnson, Jr. Fund
Covia Foundation	Home Match Monterey	20,000	6/5/2020	Margaret L. Musser Field of Interest Fund
Dentistry 4 Vets	dental treatment for underserved/homeless veterans	2,500	6/5/2020	Farrell/Allen Carmel Rotary Fund
Family Service Agency of the Central Coast	Suicide Prevention Services in Monterey County	20,000	6/5/2020	General Endowment Fund
Food Bank for Monterey County	to provide emergency funding to feed local needy families	5,000	6/5/2020	Farrell/Allen/LaSalle Carmel Rotary Fund
Food Bank for Monterey County	Emergency Supplemental Food Assistance	25,000	6/5/2020	Cynthia Snorf Fund
Friends of Mission Trail Nature Preserve	to restore Doolittle Trail	2,000	6/5/2020	Farrell/Allen Carmel Rotary Fund
Gateway Center of Monterey County Inc.	to purchase personal protection equipment for the staff	2,500	6/5/2020	Farrell/Allen Carmel Rotary Fund
Gathering for Women-Monterey	to provide meals and personal services for homeless women	5,000	6/5/2020	Farrell/Allen/LaSalle Carmel Rotary Fund
Gathering for Women-Monterey	Operating support	20,000	6/5/2020	Thompson Fund to Help Feed the Hungry
Girls Inc. of the Central Coast	After-school youth development programs	21,430	6/5/2020	Youth Fund
Harmony at Home	Teen Success Program	31,000	6/5/2020	Bareuther Family Foundation
Hartnell College Foundation	Salinas Valley Promise program	30,000	6/5/2020	Lauralie and J. Irvine Fund
Health Projects Center	Operating support for services in Monterey County	25,000	6/5/2020	Margaret L. Musser Field of Interest Fund
Independent Transportation Network	Operating support	25,000	6/5/2020	Margaret L. Musser Field of Interest Fund
Institute for Nonprofit News	operating support for Voices of Monterey Bay	50	6/5/2020	General Endowment Fund

**COMMUNITY FOUNDATION FOR MONTEREY COUNTY**

**GRANTS - June 2020**

<b>Grantee</b>	<b>Program Name</b>	<b>Granted</b>	<b>Date</b>	<b>Fund</b>
Interim, Inc.	Sun Rose Apartments construction	25,000	6/5/2020	Lauralie and J. Irvine Fund
KAZU-FM Radio 90.3	operating support	100	6/5/2020	General Endowment Fund
KAZU-FM Radio 90.3	general operating support	252	6/5/2020	Franklin Legacy Fund
Kinship Center	Placement Program for Monterey County foster-involved youth	30,000	6/5/2020	Doolittle Fund
Legal Rights Center	general operating support	1,500	6/5/2020	Ramsey Shirk Fund
Meals on Wheels of the Monterey Peninsula	to help fund the home delivered meals program	5,000	6/5/2020	Farrell/Allen/LaSalle Carmel Rotary Fund
Meals on Wheels of the Monterey Peninsula	Home Delivered Meals	20,000	6/5/2020	Lauralie and J. Irvine Fund
Meals on Wheels of the Salinas Valley, Inc.	Operating support (home-delivered meals)	30,000	6/5/2020	Andy and Steffanie Smith Fund
Memorial University of Newfoundland	In memory of the Thomas and Mary Battcock Family	2,000	6/5/2020	Dr. Gladys M. Olvis Scholarship Fund
Minnesota Freedom Fund	general operating support	500	6/5/2020	Ramsey Shirk Fund
Monterey Bay Aquarium Foundation	general operating support	300	6/5/2020	Franklin Legacy Fund
Monterey County Rape Crisis Center	Operating support (2-year grant)	50,000	6/5/2020	Marilyn & Philo Holland Fund
Natividad Medical Foundation	Operating support	25,000	6/5/2020	Dr. George & Sam Kih Thorngate Family Fund
Partners for Peace	Operating support	25,000	6/5/2020	General Endowment Fund
Planned Parenthood Mar Monte	Clinical operating funds for Seaside and Salinas health centers	30,000	6/5/2020	Frank Pye Smith M.D. Medical Facilities Fund
Rancho Cielo	to provide food and housing for disadvantaged youths	20,000	6/5/2020	Farrell/Allen/LaSalle Carmel Rotary Fund
Read to Me Project	Operating support	25,000	6/5/2020	Steven D. Kesseling and Jean M. Forrest Fund
Restorative Justice Partners, Inc.	Operating support	20,000	6/5/2020	Evelyn Torras Fund
RotaCare Bay Area, Inc.	RotaCare Monterey Free Medical Clinic	20,000	6/5/2020	Frank Pye Smith M.D. Medical Facilities Fund
Salud Para La Gente, Inc.	Operating support (to serve Monterey County residents)	25,000	6/5/2020	Ken and Gundy DuVall Fund
Seniors Council of Santa Cruz and San Benito	Foster Grandparent Program in Monterey Co (2-yr grant)	50,000	6/5/2020	General Endowment Fund
Summit Assistance Dogs	to support the puppy schoolyard project	5,000	6/5/2020	Ramsey Shirk Fund
Sun Street Centers	Operating support for Prevention (2-yr grant)	50,000	6/5/2020	General Endowment Fund
The Club at Pasadera	housing, food for TCAP employees in relief of the COVID-19 crisis	9,275	6/5/2020	The Club at Pasadera Emergency Relief Fund
The Epicenter	Operating support	20,500	6/5/2020	Doolittle Fund
United Way Monterey County	211 Monterey County Resource and Referral System	30,850	6/5/2020	Ken and Gundy DuVall Fund
University Corporation at Monterey Bay	Salary, travel, and materials for College Readiness Advisor	262,000	6/5/2020	College Futures Foundation Fund
Village Project, Inc.	Mae C. Johnson Education and Cultural Enrichment Academy	20,250	6/5/2020	Birt and Kathleen Johnson, Jr. Fund
YWCA Monterey County	Youth Education and Advocacy Program	25,000	6/5/2020	Lauralie and J. Irvine Fund
Advancement Project	the Advancement Project California	1,500	6/12/2020	Jose F. Fernandez Fund
Alliance for Education	Rainier Beach High School Robotics Club	10,000	6/12/2020	Willemssen Family Fund
American Rivers, Inc.	general operating support	1,000	6/12/2020	Stephen V. Davies Family Fund
Big Sur Land Trust	general operating support	300	6/12/2020	Stephen V. Davies Family Fund
Boys & Girls Clubs of Tracy	programming needs in Tracy	2,500	6/12/2020	Andy and Steffanie Smith Fund
Carmel Mission Basilica	Annual Ministry Appeal	2,000	6/12/2020	Zoller Silver Family Legacy Fund
Catholic Charities Of The Diocese Of Monterey	COVID-19 response	1,000	6/12/2020	Zoller Silver Family Legacy Fund
Community Partnership for Youth	general operating support	1,000	6/12/2020	Zoller Silver Family Legacy Fund
Crazy Horse Memorial Foundation	general operating support	300	6/12/2020	Stephen V. Davies Family Fund
Defenders of Wildlife	general operating support	1,000	6/12/2020	Stephen V. Davies Family Fund
Environmental Defense Fund	general operating support	1,000	6/12/2020	Stephen V. Davies Family Fund
Friends of the River Foundation	general operating support	200	6/12/2020	Stephen V. Davies Family Fund
Gathering for Women-Monterey	general operating support	500	6/12/2020	Lehman Family Fund
Gathering for Women-Monterey	Party with a Purpose matching grant	3,500	6/12/2020	Packer Family Foundation
Genesis Farm, Inc.	general operating support	200	6/12/2020	Stephen V. Davies Family Fund
Greenpeace Fund	general operating support	1,000	6/12/2020	Stephen V. Davies Family Fund



**COMMUNITY FOUNDATION FOR MONTEREY COUNTY**

**GRANTS - June 2020**

<b>Grantee</b>	<b>Program Name</b>	<b>Granted</b>	<b>Date</b>	<b>Fund</b>
International Campaign for Tibet	general operating support	200	6/12/2020	Stephen V. Davies Family Fund
KAZU-FM Radio 90.3	general operating support	200	6/12/2020	Stephen V. Davies Family Fund
League of Conservation Voters Education Fund	general operating support	100	6/12/2020	Stephen V. Davies Family Fund
Marketplace Meets Mission	Grocery Outlet (\$6352.64) and supplies (\$165.32)	6,518	6/12/2020	Love our Central Coast Feed the Homeless Fund
Meals on Wheels of the Monterey Peninsula	general operating support	200	6/12/2020	Stephen V. Davies Family Fund
MEarth	matching Challenge Grant	5,000	6/12/2020	Franklin Legacy Fund
Mono Lake Committee	general operating support	300	6/12/2020	Stephen V. Davies Family Fund
Mountain Lion Foundation	general operating support	300	6/12/2020	Stephen V. Davies Family Fund
NAACP Legal Defense and Educational Fund	general operating support	5,000	6/12/2020	Jose F. Fernandez Fund
National Geographic Society	general operating support	200	6/12/2020	Stephen V. Davies Family Fund
Natural Resources Defense Council	general operating support	1,000	6/12/2020	Stephen V. Davies Family Fund
Northcoast Regional Land Trust	general operating support	300	6/12/2020	Stephen V. Davies Family Fund
Olympic Hills PTA	general operating support	5,000	6/12/2020	Willemsen Family Fund
Pomona College	general operating support	500	6/12/2020	Stephen V. Davies Family Fund
Rancho Cielo	general operating support	5,000	6/12/2020	Monterey Pacific Company Fund
Schumacher Center for a New Economics	general operating support	200	6/12/2020	Stephen V. Davies Family Fund
Southern Utah Wilderness Alliance	general operating support	1,000	6/12/2020	Stephen V. Davies Family Fund
St. Dunstan's Episcopal Church	annual gift	15,000	6/12/2020	Richard and Grace Merrill Fund
Stevenson School	Annual Fund	2,500	6/12/2020	Packer Family Foundation
Surfrider Foundation	general operating support	200	6/12/2020	Stephen V. Davies Family Fund
The Marshall Project	general operating support	1,500	6/12/2020	Jose F. Fernandez Fund
The Ocean Conservancy	general operating support	1,000	6/12/2020	Stephen V. Davies Family Fund
The Project on Government Oversight, Inc.	general operating support	300	6/12/2020	Stephen V. Davies Family Fund
World Wildlife Fund	general operating support	1,000	6/12/2020	Stephen V. Davies Family Fund
American Red Cross of the Central Coast	Support for Blood Drive and relief programs	30,000	6/16/2020	COVID-19 Relief Fund
Caroline's Pantry Inc.	Food distribution program (North Monterey County)	10,000	6/16/2020	COVID-19 Relief Fund
Association of Families Caring for Children	Basic needs for foster parents in Monterey County	10,000	6/16/2020	COVID-19 Relief Fund
Monterey County Health Department	Increase COVID-19 laboratory testing capacity	36,000	6/16/2020	COVID-19 Relief Fund
National Laboratory for Education Transformation	Monterey County Online Algebra Boot Camp	29,250	6/16/2020	COVID-19 Relief Fund
Neighbors Helping Neighbors	Food distribution and senior lunch programs (Aromas)	10,000	6/16/2020	COVID-19 Relief Fund
Special Kids Connect	COVID-19: academic support for children with special needs	10,000	6/16/2020	COVID-19 Relief Fund
United States Healthful Food Council, Inc.	face masks for Monterey County school food service workers	5,000	6/16/2020	COVID-19 Relief Fund
Carmel Presbyterian Church	general operating support	500	6/19/2020	Mahoney/Peterson Family Fund
Imperial Valley Community Foundation	the Mark Riley Memorial Scholarship Fund	950	6/19/2020	William H. and Susanne S. Tyler Pathway Fund
King City Community Scholarships, Inc.	App approved	14,500	6/19/2020	Steven Paul Schmidt Scholarship Fund
Lopez Center for Community and the Arts	sponsorship of the Home Tour	500	6/19/2020	Ramsey Shirk Fund
Montage Health Foundation	general operating support	1,000	6/19/2020	Mahoney/Peterson Family Fund
Monterey Bay Aquarium Foundation	for the Special Fund for the Aquarium	1,000	6/19/2020	Thau Family Fund
Monterey Bay Fisheries Trust	Monterey Bay Fisheries Trust	5,000	6/19/2020	General Endowment - Opportunity Fund
Old Capital Club	general operating support	36,942	6/19/2020	Casa Amesti Foundation
Ventana Wilderness Alliance	Pilot Self-Registration Permit System	2,500	6/19/2020	Nepenthe/Phoenix Corporation Fund
Village Project, Inc.	general operating support	500	6/19/2020	The Ann Mayer Hiller Memorial Fund
LEGALFEIG & Ruvernd	Legal fees and map efforts	25,000	6/25/2020	Pass Thru Fund
Santa Cruz Community Ventures	COVID-19 operating and program support	50,000	6/25/2020	COVID-19 Relief Fund
Carmel Chamber of Commerce	supplies listed below	15,000	6/26/2020	Carmel Gives Fund

**COMMUNITY FOUNDATION FOR MONTEREY COUNTY**

**GRANTS - June 2020**

Grantee	Program Name	Granted	Date	Fund
Foundation for Lake Chapala Charities, Inc.	general operating support for Poco a Poco San Pedro	2,000	6/26/2020	Gloria Fund
Marketplace Meets Mission	Grocery Outlet food purchases	15,639	6/26/2020	Love our Central Coast Feed the Homeless Fund
Meals on Wheels of the Monterey Peninsula	general operating support	2,000	6/26/2020	Thau Family Fund
Mount Holyoke College Fund	Mount Holyoke Fund; unrestricted funding	5,000	6/26/2020	Anne R. Fitzpatrick Foundation Fund
SF Maritime National Park Association	the restoration of the USS Pampanito submarine	500	6/26/2020	Tom Grainger Memorial Fund
Dentistry 4 Vets	COVID-19 support: personal protective equipment	15,000	6/29/2020	COVID-19 Relief Fund
Eden Housing, Inc.	Emergency fund to support low-income tenants	19,900	6/29/2020	COVID-19 Relief Fund
United Way Monterey County	Informal Child Care Providers Relief Program	30,000	6/29/2020	COVID-19 Relief Fund
YWCA Monterey County	COVID-19 undocumented workers program support	30,000	6/29/2020	COVID-19 Relief Fund
Total Grants		2,373,666		
Interfund Grants				
Community Foundation for Monterey County	OCFF to CMFCF 2020 Scholarships	200,000	6/5/2020	College Futures Foundation Fund
Community Foundation for Monterey County	HURD to HURD2 2020 Scholarships	47,524	6/5/2020	Martin/Hurd Monterey Rotary Club Fund
Community Foundation for Monterey County	SARM to CFMCF 2020 Scholarships	95,118	6/5/2020	The Harles R. Sarment College Endowment
Community Foundation for Monterey County	SMTH TO CORR	500	6/5/2020	Andy and Steffanie Smith Fund
Community Foundation for Monterey County	DAVIE to OPER	500	6/12/2020	Stephen V. Davies Family Fund
Community Foundation for Monterey County	REED TO CORR	1,000	6/19/2020	Reed Family Fund
Total Interfund Grants		344,642		
Total Grants		2,718,307		

**COMMUNITY FOUNDATION FOR MONTEREY COUNTY**  
**SOURCES AND USES OF FUNDS**  
For the Six Months Ended June 30, 2020

Source of Funds		
Description	Total	% of
	Contributions	Total
Agency Contributions	228,900	1.19%
Bequests	449,927	2.34%
Board & Staff	11,070	0.06%
CFMC Annual Appeal	50	0.00%
Corporate Contributions	118,747	0.62%
Foundation Contributions	14,142,623	73.65%
Individual Contributions	4,146,091	21.59%
IRA Rollover	60,078	0.31%
Monterey County Gives Campaign	500	0.00%
Memorial/Honor	33,835	0.18%
Newsletter/Annual Report Insert	7,060	0.04%
Returned Grants	2,500	0.01%
Special Project	0	0.00%
Women's Fund Lunch	0	0.00%
<b>Sub-Total Contributions</b>	<b>19,201,381</b>	<b>100.00%</b>
YE Agency Funds Adjustment	0	0.00%
YE Stewardship Funds Adjustment	0	0.00%
<b>TOTAL</b>	<b>19,201,381</b>	<b>100.00%</b>

Disbursement of Funds		
Description	Total	% of
Grants		Total
Affiliate Fund	0	0.00%
Awards	0	0.00%
Community Impact	1,138,100	6.49%
Donor Advised	4,767,025	27.19%
Board/CEO Discretionary	2,677,362	15.27%
Employee Matching	300	0.00%
Field of Interest	90,000	0.51%
Monterey County Gives	5,252,601	29.96%
Neighborhood Grants	25,000	0.14%
Opportunity	35,000	0.20%
Organizational Development	34,700	0.20%
Pass Through	177,797	1.01%
Restricted & Designated Agency Funds	899,271	5.13%
Scholarships	47,719	0.27%
Special Projects	292,000	1.67%
<b>Sub-Total Grants</b>	<b>15,436,875</b>	<b>88.06%</b>
General Operating & Programs	1,968,259	11.23%
Other Fund Expenses	146,080	0.83%
Prior period voided grants	(21,750)	-0.12%
YE Agency Funds Adjustment	0	0.00%
YE Stewardship Funds Adjustment	0	0.00%
<b>TOTAL</b>	<b>17,529,464</b>	<b>100.00%</b>

Allocation of Grant Funds Distributed				
by Region	% of Total		by Program Area	% of Total
Big Sur	3.57%		Arts, Culture & Humanities	13.40%
Other County	3.16%		Education	15.89%
Countywide	50.48%		Environment & Animal Welfare	14.29%
Neighboring County	1.63%		Health (Individual & Community)	11.41%
Monterey Peninsula	19.56%		Human Services	36.18%
Multiple Areas	3.19%		International & Foreign Affairs	0.51%
North County	2.70%		Public & Community Benefit	7.70%
Salinas/Salinas Valley	9.82%		Recreation & Sports	0.00%
Seaside - Marina	2.28%		Religion-related	0.63%
South County	1.49%			100%
Outside CA	1.96%			
Outside the US	0.16%			
	100%			