



Here for Good

Community Foundation
for Monterey County

FINANCIAL STATEMENT

For the Two Months Ended February 29, 2020

**COMMUNITY FOUNDATION FOR MONTEREY COUNTY
FINANCIAL REPORTS
For the Two Months Ended February 29, 2020**

TABLE OF CONTENTS

Section I – Financial Reports	Page(s)
Notes to Financial Statements	1 - 2
Statement of Financial Position	3 - 4
Statement of Activities	5 - 6
Section II – Combined Operating Fund	
Comparisons of Actual to Budget - Operating Fund	7
Operating Cash on Hand	8
Section III – Fund Reports	
Investment Holdings - Long Term Fund Portfolio	9
Investment Performance Report - Long Term Fund Portfolio	10 - 11
Investment Holdings - Medium Term Fund Portfolio	12
Investment Performance Report - Medium Term Fund Portfolio	13
Investment Holdings - ESG Fund Portfolio	14
Investment Performance Report - ESG Fund Portfolio	15
Investment Holdings - DRIM Portfolio	16
Investment Performance Report - DRIM Portfolio	17
Gifts Received – Current Month	18 - 21
Grants Approved – Current Month	22 - 29

COMMUNITY FOUNDATION FOR MONTEREY COUNTY
NOTES TO THE FINANCIAL STATEMENTS
For the Two Months Ended February 29, 2020

Assets

Total Assets through 2/29/2020 are \$287,300,108 an 11.82% increase since February 2019 and a 1.55% decrease since December 2019. **(p. 4)**

Charitable Remainder Trusts (CRT) and Charitable Gift Annuities (CGA)

The CRT and CGA funds have been adjusted to reflect the activity and balances per Kaspick & Company and the third-party account balances as of December 31, 2020. **(p. 4)**

Realized and Unrealized Gains and Losses on Investments

Net year-to-date realized losses were \$21,164, and unrealized losses were \$11,780,623, for a total loss of \$11,801,786. **(p. 6)**

Operating Fund

Total revenue was \$3,134 less than the budget, and total expenses were \$17,308 less than the budget. Unrealized losses were \$8,793 on the operating reserve held in the Medium-Term Fund portfolio. The actual net operating deficit is \$472,908 compared to a budgeted deficit of \$478,233. **(p. 7)**

Note: The Expendable Operating Cash-on-Hand is at 5.3 months, excluding the operating reserve of \$500,000 and the building reserve of \$150,000. **(p. 8)**

Portfolio Performance

The market value of the Long-Term Fund portfolio at 2/29/2020 was \$228,288,699. The one-year Total Return for the Long-Term Endowment Portfolio was 3.8% compared to the Policy Index of 4.8%. **(p. 9-11)**

The market value of the Medium-Term Fund portfolio at 2/29/2020 was \$7,843,864. The one-year Total Return for the Long-Term Endowment Portfolio was 8.0% compared to the Policy Index of 8.2%. **(p. 12-13)**

The market value of the ESG Fund portfolio at 2/29/2020 was \$3,663,989. The one-year Total Return for the Long-Term Endowment Portfolio was 7.7% compared to the Policy Index of 7.2%. **(p. 14-15)**

The market value of the DRIM Fund portfolio at 2/29/2020 was \$2,468,420. The one-year Total Return for the DRIM Portfolio was 9.8% compared to the Policy Index of 4.4%. Due to the timing of the DRIM reports, there is a one-month lag in the performance reporting. **(p. 16-17)**

Special Program Funds

Special Program Funds include: Pathways to Safety, funded by the ACTION Council of Monterey County; the Center for Nonprofit Excellence funded by the David and Lucile Packard Foundation; the College Futures Foundation program, funded by the College Futures Foundation; the Salinas Leadership project, funded by the James Irvine Foundation; and the Monterey County Gives annual campaign.

**COMMUNITY FOUNDATION FOR MONTEREY COUNTY
NOTES TO THE FINANCIAL STATEMENTS
For the Two Months Ended February 29, 2020**

Total Special Program revenue was \$394,788 and total expenses were \$5,329,703, which includes \$5,256,448 in grants from the 2019 Monterey County Gives campaign. **(p. 5-6)**

Gifts, Pledges, Bequests, Future Funds Greater than \$25,000, and Grants

Total new contributions for the month were \$13,847,524, including: **(p. 18-21)**

Donor	Date	Amount	Fund
The California Endowment	2/5/2020	110,000	Census 2020 Fund - Pooled Fund
Mr. & Mrs. William R. and Duncan B. Lewis	2/20/2020	612,453	William R. and Duncan B. Lewis Family Foundation
Carmel Valley Manor	2/27/2020	12,670,087	Carmel Valley Manor Foundation Stewardship Fund
Carmel Valley Manor	2/27/2020	147,600	Carmel Valley Manor Foundation Stewardship Fund
Anonymous	2/28/2020	200,882	DeWitt Fund

Grants to agencies for the month totaling \$5,757,156 were approved and recorded. **(p. 22-29)**

Contribution/Bequest Receivables

We received payment on a receivable in the amount of \$72,276 from the Ventura County Community Foundation for the Census 2020 Fund and \$382,250 from the College Futures Foundation for the College Futures Foundation Fund. **(p. 21)**

COMMUNITY FOUNDATION FOR MONTEREY COUNTY
STATEMENT OF FINANCIAL POSITION
CONSOLIDATED - ALL FUNDS
For the Two Months Ended February 29, 2020 and February 28, 2019

	<u>COMBINED OPERATING</u>	<u>SPECIAL PROGRAMS</u>	<u>ENDOWMENT</u>	<u>NON ENDOWED</u>	<u>BEQUEST, CRT RECEIVABLES</u>	<u>TOTAL February 29, 2020</u>	<u>TOTAL February 28, 2019</u>
ASSETS							
Cash:							
Cash & Cash Equivalents	1,832,582	1,329,898	185	3,479,299	0	6,641,964	8,379,288
Investments - Long Term Fund Portfolio	0	0	156,127,606	72,161,093	0	228,288,699	180,080,408
Investments - Medium Term Fund Portfolio	607,830	0	(2)	7,236,036	0	7,843,864	5,034,454
Investments - ESG Fund Portfolio	0	0	3,103,008	560,981	0	3,663,989	3,443,134
Separately Invested - DRIM Portfolio	0	0	0	2,468,420	0	2,468,420	2,812,024
Separately Invested - Pony Trust	0	344,231	0	0	0	344,231	0
Total Cash & Investments	2,440,412	1,674,130	159,230,797	85,905,828	0	249,251,166	199,749,307
Accounts Receivable:	0	0	0	0	0		
Pledges & Contributions Receivable	0	0	4,000	862,750	26,769	893,519	399,000
Bequests & Remainder Interest	0	0	0	0	264,615	264,615	264,543
Due from OPER	0	0	1,179,979	0	0	1,179,979	1,242,670
Investment in an LLC	0	0	0	0	0	0	21,000,000
Charitable Remainder Trusts	0	0	0	0	29,651,284	29,651,284	28,677,893
Charitable Gift Annuities	0	0	0	0	4,130,967	4,130,967	3,449,120
Total Accounts Receivable	0	0	1,183,979	862,750	34,073,635	36,120,364	55,033,226
Other Assets:							
Prepaid Expenses	53,219	0	0	0	0	53,219	21,336
Property-Net of Depreciation	1,875,359	0	0	0	0	1,875,359	1,824,948
de Guigne Property Improvements	0	0	0	0	0	0	309,425
Total Other Assets	1,928,578	0	0	0	0	1,928,578	2,155,709
TOTAL ASSETS	4,368,990	1,674,130	160,414,776	86,768,578	34,073,635	287,300,108	256,938,243

COMMUNITY FOUNDATION FOR MONTEREY COUNTY
STATEMENT OF FINANCIAL POSITION
CONSOLIDATED - ALL FUNDS
For the Two Months Ended February 29, 2020 and February 28, 2019

	<u>COMBINED OPERATING</u>	<u>SPECIAL PROGRAMS</u>	<u>ENDOWMENT</u>	<u>NON ENDOWED</u>	<u>BEQUEST, CRT RECEIVABLES</u>	<u>TOTAL February 29, 2020</u>	<u>TOTAL February 28, 2019</u>
LIABILITIES & NET ASSETS							
Liabilities:							
Grants Payable	0	0	0	365,000	0	365,000	596,843
Contingent Liabilities	0	0	258,700	0	21,524,020	21,782,720	20,117,541
Funds held as Agency Endowments	0	0	6,520,944	0	0	6,520,944	5,618,470
Funds held as Stewardship Funds	0	0	0	31,099,027	0	31,099,027	21,850,007
Payroll, Misc. and Accts Payable	1,326,055	5,132	0	0	0	1,331,187	1,373,946
Total Liabilities	1,326,055	5,132	6,779,644	31,464,027	21,524,020	61,098,877	49,556,807
Net Assets:							
Net Assets-Beginning Balance	3,515,842	6,600,083	161,596,558	45,604,358	13,018,722	230,335,563	198,371,158
Change in Net Assets - Current Year	(472,908)	(4,931,085)	(7,961,426)	9,700,193	(469,107)	(4,134,333)	9,010,278
Total Net Assets	3,042,934	1,668,998	153,635,132	55,304,551	12,549,615	226,201,230	207,381,436
TOTAL LIABILITIES & NET ASSETS	4,368,990	1,674,130	160,414,776	86,768,578	34,073,635	287,300,108	256,938,243

COMMUNITY FOUNDATION FOR MONTEREY COUNTY
STATEMENT OF ACTIVITIES
CONSOLIDATED - ALL FUNDS
For the Two Months Ended February 29, 2020 and February 28, 2019

	<u>COMBINED OPERATING</u>	<u>SPECIAL PROGRAMS</u>	<u>ENDOWMENT</u>	<u>NON ENDOWED</u>	<u>BEQUEST, CRT RECEIVABLES</u>	<u>TOTAL February 29, 2020</u>	<u>TOTAL February 28, 2019</u>
SUPPORT AND REVENUE:							
Contributions	12,823	8,500	675,240	14,155,604	0	14,852,167	2,911,859
Interfund Gifts	0	0	9,347	277,600	0	286,947	25,525
Pledge Payments Received	0	382,250	0	72,276	0	454,526	367,750
Future Contributions-A/R-Pledge-CRT-CGA	0	0	0	0	0	0	
Contributions Received via Bequest	0	0	0	0	0	0	82,045
Change in Value, Split Interest Trusts, Future Assets	0	0	0	0	0	0	0
Gain/Loss on Sale of Property	0	0	2,164	0	0	2,164	0
Income from Related Party (LLC)	0	0	0	0	0	0	0
Interest & Dividend Income	10,037	4,038	185,182	93,172	0	292,429	259,426
Administrative Fees	18,181	0	0	0	0	18,181	20,717
Fees from Special Projects	3,330	0	0	0	0	3,330	4,242
Workshop and Contract Service Income	3,193	0	0	0	0	3,193	20,944
Misc Income/Returned Grants	13,088	0	0	0	0	13,088	10,500
Total Support and Revenue	60,652	394,788	871,933	14,598,652	0	15,926,025	3,703,008
EXPENSES:							
Operating Expenses and Distributions:							
Salaries & Benefits	374,899	0	0	0	0	374,899	341,555
Administrative Costs	85,349	51,812	0	0	0	137,161	137,308
Occupancy Costs	41,514	0	0	0	0	41,514	25,751
Development Expenses	22,431	9,664	0	0	0	32,095	36,225
Board & Committee Expenses	518	0	0	0	0	518	1,095
Total Operating Expenses	524,711	61,476	0	0	0	586,187	541,934

COMMUNITY FOUNDATION FOR MONTEREY COUNTY
STATEMENT OF ACTIVITIES
CONSOLIDATED - ALL FUNDS
For the Two Months Ended February 29, 2020 and February 28, 2019

	<u>COMBINED OPERATING</u>	<u>SPECIAL PROGRAMS</u>	<u>ENDOWMENT</u>	<u>NON ENDOWED</u>	<u>BEQUEST, CRT RECEIVABLES</u>	<u>TOTAL February 29, 2020</u>	<u>TOTAL February 28, 2019</u>
Grants and Grant Related Expenses:							
Grants	0	5,256,601	237,450	1,318,182	0	6,812,233	5,871,840
Interfund Grants	0	9,347	200,150	77,450	0	286,947	25,525
Pledge Payments Paid	0	0	0	0	454,526	454,526	367,750
Bequests Payments/Transfers	0	0	0	0	0	0	52,045
Other Expenses	0	2,279	0	38,508	0	40,787	10,768
Other Payments/Transfers	0	0	(29,399)	29,399	0	0	0
Grant Related Expenses	0	0	0	0	0	0	1,760
Administrative Fees	0	0	47	3,552	14,581	18,181	20,717
Fees to Managers	55	0	42,669	16,987	0	59,711	58,607
Total Grants and Grant Related Expenses	55	5,268,227	450,917	1,484,078	469,107	7,672,384	6,409,011
 Total Expenses and Grants	 524,766	 5,329,703	 450,917	 1,484,078	 469,107	 8,258,571	 6,950,946
 Excess of Revenues (Expenses)							
Before Gains on Investments & Transfers	(464,114)	(4,934,915)	421,015	13,114,574	(469,107)	7,667,453	(3,247,938)
 GAINS(LOSS) ON INVESTMENTS:							
Realized-Gain (Loss)	0	286	2,158	(23,607)	0	(21,164)	(1,840)
Unrealized-Gain(Loss)	(8,793)	3,543	(8,384,599)	(3,390,774)	0	(11,780,623)	12,260,056
Total Gain/(Loss) on Investments	(8,793)	3,830	(8,382,441)	(3,414,381)	0	(11,801,786)	12,258,216
 Change in Net Assets	 (472,908)	 (4,931,085)	 (7,961,426)	 9,700,193	 (469,107)	 (4,134,333)	 9,010,278
 Net Assets Beginning of Year	 3,515,842	 6,600,083	 161,596,558	 45,604,358	 13,018,722	 230,335,563	 198,371,158
 Net Assets, End of Period	 3,042,934	 1,668,998	 153,635,132	 55,304,551	 12,549,615	 226,201,230	 207,381,436

COMMUNITY FOUNDATION FOR MONTEREY COUNTY
Combined Operating Fund Budget vs. Actual

For the Two Months Ended February 29, 2020 and February 28, 2019

	Year-To-Date			YTD Actual 2/28/2019
	Actual	Budget	Variance	
REVENUE				
Contributions - Foundations	11,673	2,500	9,173	119
Contributions - Indiv/Corp	1,150	7,090	(5,940)	2,470
Contributions - Interfund	0	0	0	0
Bequests Received	0	0	0	31,041
Admin Fees	18,181	14,000	4,181	20,717
Special Project Fees	3,330	3,330	0	4,242
Workshops/Contracts	3,193	20,200	(17,007)	20,944
Miscellaneous Income	13,088	7,500	5,588	10,500
Interest and Dividends	10,037	9,166	871	10,169
Total Revenue	60,652	63,786	(3,134)	100,202
EXPENSE				
Personnel				
Salaries and Wages	287,789	291,024	(3,235)	261,762
Payroll Taxes	24,622	22,713	1,909	23,497
Insurance and Other Benefits	62,487	66,194	(3,707)	56,297
Sub-total	374,899	379,931	(5,032)	341,555
Administrative				
Supplies	5,205	3,700	1,505	2,985
Equip / Computer Maintenance	8,781	11,550	(2,769)	11,480
Bank Charges	2,459	2,666	(207)	2,333
Printing	963	2,330	(1,367)	316
Postage / Freight	2,670	2,334	336	3,245
Dues/Subscriptions	20,716	21,204	(488)	19,606
Services (legal, acct, consult)	24,038	22,259	1,779	26,516
D&O Insurance	0	0	0	2,703
Telecommunications	2,670	2,861	(191)	2,810
Conferences & Training	4,493	8,400	(3,907)	5,910
Miscellaneous	0	0	0	(1,740)
Depreciation	13,354	13,354	0	12,686
Sub-total	85,349	90,658	(5,309)	88,849
Facilities				
Property / Liability Insurance	10,765	10,765	0	0
Maintenance / Repairs	5,997	3,200	2,797	669
Janitorial & Landscaping	3,271	3,516	(245)	3,485
Rent	8,176	8,892	(716)	8,057
Mortgage, Interest & Property Taxes	7,922	7,922	0	8,335
Utilities	5,383	5,184	199	5,204
Sub-total	41,514	39,479	2,035	25,751
Development, Program & Staff				
Donor Development	5,663	5,700	(37)	20,324
Advertising & Promotion	8,092	9,980	(1,888)	6,537
Mileage, Meals & Meetings	290	1,381	(1,091)	674
Workshops	4,659	8,226	(3,567)	6,569
Annual Meetings	1,080	0	1,080	399
75th Anniversary Expenses	1,340	4,815	(3,475)	0
Annual Report	0	0	0	0
Staff Recognition Expenses	1,307	1,389	(82)	334
Board & Committee Expenses	518	460	58	1,095
Sub-total	22,949	31,951	(9,002)	35,933
Total Expenses	524,711	542,019	(17,308)	492,088
Net Income / (Loss) Before Investment Returns	(464,059)	(478,233)	14,174	(391,886)
Realized Gains/(Losses)	0	0	0	0
Unrealized Gains/(Losses)	(8,793)	0	(8,793)	22,952
Investment Management Fee	55	0	55	65
Net Income / (Loss) Including Investment Returns	(472,908)	(478,233)	5,325	(369,000)

COMMUNITY FOUNDATION FOR MONTEREY COUNTY
Operating Cash on Hand and Reserves - February 2020
With Projections through May 2020

Operating Cash on Hand:

Cash & Cash Equivalents	2,440,412
Less: Liabilities, excluding future period loan payments	254,561
Total Cash Available	2,185,850

Add: Accounts Receivable	
Prepaid Expenses	53,219
Total Accounts Receivable and Prepaid Expenses	53,219

Total Cash Expendable **2,239,069**

Restrictions on cash available

Less: Building Reserve	(150,000)
Less: Operating Reserve	(500,000)
Total Restricted Cash	(650,000)

Unrestricted cash available **1,589,069**

Estimated revenue-Next Quarter **918,433**
Estimated spending-Next Quarter **(928,787)**

Estimated unrestricted cash remaining **1,578,715**

BUDGET

Notes:

	<u>2020</u>
Annual Expenses excluding depreciation	3,500,360
Capital Expenses-Depreciation	80,130
Total Cash needs	3,580,490

(1) One month reserve	298,374
(2) Six-month reserve	1,790,245
(3) Number of months of expendable cash on hand	5.3

COMMUNITY FOUNDATION FOR MONTEREY COUNTY
LONG TERM INVESTMENT PORTFOLIO
Activity for the Month of: February 2020

Market At Last Trade Date	Number of Shares	Code	Investment Account	Beginning Book	Beginning Market	Net Additions	Transfers	Interest & Dividends	Realized Gain(Loss)	Unrealized Gain(Loss)	Ending Book	Ending Market	Actual %	Board Policy
CASH ACCOUNTS:														
1.00	0.00	MS	Rabobank Endowment	207,050	207,050	(121,092)	0	0	0	0	88,041	88,041		
1.00	0	SWUXX	Schwab-MM/SWVXX	1,885,282	1,885,282	5,981,419	0	563	0	95,598	7,962,862	7,962,862		
1.00	0	SWUXX	Schwab Treasury-Cash	6,008,957	6,008,957	7,237,155	70,967	1,518	0	0	13,318,597	13,318,597		
			TOTAL CASH	8,101,289	8,101,289	13,097,482	70,967	2,081	0	95,598	21,369,501	21,369,501	9.4%	4.4%
BOND ACCOUNTS:														
14.38	1,366,856.58	DODIX	Dodge & Cox Income	18,516,151	19,477,706	0	0	0	0	177,691	18,516,151	19,655,398	8.6%	8.9%
12.27	1,990,849.03	JCBUX	JP Morgan Core Bond	23,364,172	24,069,365	0	(50,727)	50,727	0	358,353	23,364,172	24,427,718	10.7%	12.0%
26.69	318,958.21	VAIPX	Vanguard Inflation	8,794,912	8,426,876	0	0	0	0	86,119	8,794,912	8,512,995	3.7%	4.0%
10.86	905,625.84	VFSUX	Vanguard Short Term	9,695,177	9,780,759	0	(20,240)	20,240	0	54,338	9,695,177	9,835,097	4.3%	6.3%
			TOTAL BONDS	60,370,413	61,754,706	0	(70,967)	70,967	0	676,500	60,370,413	62,431,206	27.3%	31.2%
			TOTAL FIXED INC.	68,471,702	69,855,995	13,097,482	0	73,048	0	772,098	81,739,914	83,800,707	36.7%	35.6%
ALTERNATIVE INVESTMENTS:														
1,463.27	6,431.43	ASB	ASB Capital Management, LLC	8,600,000	9,446,878	0	0	0	0	0	8,600,000	9,446,878	4.1%	2.5%
38.61	73,694.35	DFREX	DFA Real Estate	2,075,214	3,057,579	0	0	0	0	(212,240)	2,075,214	2,845,339	1.2%	2.6%
644.39	13,525.93	TAPCB	TAP CommodityBuilders	11,223,000	9,173,875	(5,620)	0	0	0	(687,001)	11,223,000	8,481,254	3.7%	3.8%
123.70	22,770.78	VGSXL	Vanguard REIT Index	2,313,222	3,031,246	0	0	0	0	(214,501)	2,313,222	2,816,746	1.2%	2.6%
			TOTAL ALTERNATIVE	24,211,436	24,709,578	(5,620)	0	0	0	(1,113,742)	24,211,436	23,590,217	10.3%	11.5%
COMMUNITY IMPACT INVESTMENTS:														
			CA FarmLink	375,000	750,000	0	0	0	0	0	375,000	750,000	0.33%	
			Opportunity Fund	1,000,000	1,000,000	0	(2,083)	2,083	0	0	1,000,000	1,000,000	0.44%	
			TOTAL CII	1,375,000	1,750,000	0	(2,083)	2,083	0	0	1,375,000	1,750,000	0.77%	
SMALL CAP:														
72.79	82,748.00	IJR	iShares-S&P 600 Index	1,690,385	6,659,559	0	0	0	0	(636,332)	1,690,385	6,023,227	2.6%	2.9%
			TOTAL SMALL CAP	1,690,385	6,659,559	0	0	0	0	(636,332)	1,690,385	6,023,227	2.6%	2.9%
MID CAP:														
181.45	22,433.00	IJH	iShares-S&P 400 Index	446,554	4,496,919	0	0	0	0	(426,451)	446,554	4,070,468	1.8%	1.9%
			TOTAL MID CAP	446,554	4,496,919	0	0	0	0	(426,451)	446,554	4,070,468	1.8%	1.9%
LARGE CAP:														
170.82	45,048.82	DODGX	Dodge & Cox Stock Fund	5,759,054	8,444,401	0	0	0	0	(749,162)	5,759,054	7,695,239	3.4%	3.5%
121.15	50,395.00	IWD	iShares Russell 1000 Value	3,721,902	6,730,756	0	0	0	0	(625,402)	3,721,902	6,105,354	2.7%	2.8%
42.28	362,105.06	TRLGX	T Rowe Price	6,136,444	16,312,833	0	0	0	0	(1,003,031)	6,136,444	15,309,802	6.7%	6.7%
266.22	102,251.95	VINIX	Vanguard Index 500	13,869,954	29,664,312	0	0	0	0	(2,442,799)	13,869,954	27,221,513	11.9%	12.0%
			TOTAL LARGE CAP	29,487,354	61,152,303	0	0	0	0	(4,820,394)	29,487,354	56,331,909	24.7%	25.0%
INTERNATIONAL:														
24.80	162,065.69	DFEVX	DFA Emerging Markets	4,558,048	4,275,293	0	0	0	0	(256,064)	4,558,048	4,019,229	1.8%	1.5%
50.45	224,542.22	AEPFX	EuroPacific	9,799,026	12,073,635	0	0	0	0	(745,480)	9,799,026	11,328,155	5.0%	5.3%
16.52	362,974.15	DFISX	DFA Int'l Small Co. Portfolio	6,915,743	6,595,240	0	0	0	0	(598,907)	6,915,743	5,996,333	2.6%	2.8%
38.05	280,093.60	DODFX	Dodge & Cox International	10,030,008	11,609,880	0	0	0	0	(952,318)	10,030,008	10,657,562	4.7%	4.5%
12.71	962,646.32	VTMGX	Vanguard Developed Mkts	11,120,120	13,236,387	0	0	0	0	(1,001,152)	11,120,120	12,235,235	5.4%	6.0%
40.52	209,419.00	VWO	Vanguard FTSE Emerging	8,467,491	8,797,692	0	0	0	0	(312,034)	8,467,491	8,485,658	3.7%	3.1%
			TOTAL INT'L	50,890,436	56,588,127	0	0	0	0	(3,865,956)	50,890,436	52,722,171	23.1%	23.2%
			TOTAL EQUITIES	106,726,164	153,606,487	(5,620)	0	0	0	(10,862,875)	106,726,164	144,487,992	53.0%	53.0%
			GRAND TOTALS	175,197,866	223,462,482	13,091,862	0	73,048	0	(10,090,777)	188,466,078	228,288,699	100.0%	100.0%

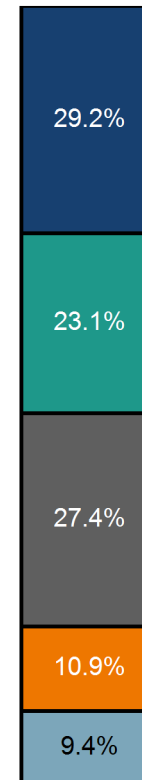
Long-Term Portfolio

Executive Summary - Preliminary (Net of Fees)

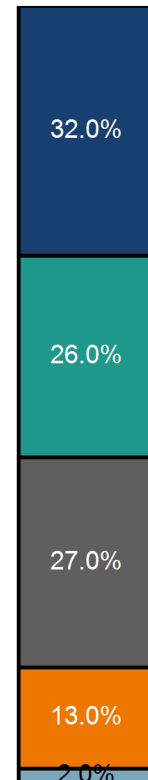
Period Ending: February 29, 2020

	Market Value	% of Portfolio	1 Mo	QTD	1 Yr	3 Yrs	5 Yrs	10 Yrs		Current	%	Policy	%
Total Fund	227,832,667	100.0	-4.4	-5.4	3.8	5.4	4.6	6.8					
Policy Index			-4.4	-5.2	4.8	5.6	4.8	6.9					
60% MSCI ACWI/40% BBgBarc US Aggregate			-4.1	-4.0	7.6	6.8	5.3	7.0					
Domestic Equity	66,425,604	29.2	-8.1	-8.7	4.2	9.2	9.1	--					
Vanguard Institutional Index I	27,221,513	11.9	-8.2	-8.3	8.2	9.8	9.2	12.6					
S&P 500			-8.2	-8.3	8.2	9.9	9.2	12.7					
T. Rowe Price Large Cap Growth	15,309,802	6.7	-6.1	-4.0	8.7	17.6	13.6	15.9					
Russell 1000 Growth			-6.8	-4.7	15.1	15.7	12.4	14.8					
Dodge & Cox Stock	7,695,239	3.4	-8.9	-11.8	-0.4	4.7	6.9	11.2					
Russell 1000 Value			-9.7	-11.6	0.5	3.8	5.5	10.4					
iShares Russell 1000 Value Index ETF	6,105,354	2.7	-9.3	-11.2	0.8	3.8	5.4	10.3					
Russell 1000 Value			-9.7	-11.6	0.5	3.8	5.5	10.4					
iShares S&P Midcap 400 Index Fund ETF	4,070,468	1.8	-9.5	-11.8	-3.4	3.2	5.4	11.0					
S&P 400 MidCap			-9.5	-11.9	-3.4	3.3	5.5	11.1					
iShares S&P Small Cap 600 Index ETF	6,023,227	2.6	-9.6	-13.2	-7.6	3.0	5.9	11.6					
S&P 600 SmallCap			-9.6	-13.2	-7.7	3.0	6.0	11.7					
International Equity	52,722,171	23.1	-6.8	-10.8	-0.8	3.6	2.4	--					
Dodge & Cox International Stock	10,657,562	4.7	-8.2	-12.7	-3.2	1.0	-0.1	4.8					
MSCI ACWI ex USA Gross			-7.9	-10.4	-0.2	4.7	2.7	4.8					
MSCI ACWI ex USA Value			-8.5	-12.6	-7.1	0.8	0.0	2.8					
American Funds Europacific Growth F2	11,328,155	5.0	-6.2	-9.0	4.4	6.9	4.1	6.2					
MSCI ACWI ex USA Gross			-7.9	-10.4	-0.2	4.7	2.7	4.8					
MSCI ACWI ex USA Growth			-7.3	-8.2	5.8	7.6	4.3	5.8					
Vanguard Developed Market Index Adm	12,235,235	5.4	-7.6	-10.1	0.0	4.3	2.6	5.1					
Spliced Vanguard Developed Markets Index			-9.0	-11.0	-1.1	3.6	2.2	4.9					
DFA International Small Company I	5,996,333	2.6	-9.1	-12.6	-1.9	2.5	3.9	6.8					
MSCI World ex USA Small Cap			-9.8	-12.4	-1.0	3.8	4.2	6.8					
DFA Emerging Markets Value I	4,019,229	1.8	-6.0	-13.6	-11.1	0.1	1.1	1.3					
MSCI Emerging Markets Gross			-5.3	-9.7	-1.5	5.3	3.1	3.5					
Vanguard FTSE Emerging Markets ETF	8,485,658	3.7	-3.5	-8.9	0.7	4.5	2.2	3.0					
Spliced Vanguard Emerging Markets Stock Index			-5.0	-9.1	0.2	4.2	2.2	3.1					
Domestic Fixed Income	\$62,431,206	27.4%											
Alternatives	\$24,884,185	10.9%											
Cash and Equivalents	\$21,369,501	9.4%											
Total	\$227,832,667	100.0%											

Current



Policy



The Policy Index consists of the following: 25% S&P 500, 2% S&P 400 Mid Cap, 3% S&P Small Cap 600, 16% MSCI ACWI Ex US, 3% MSCI EAFE Small Cap, 6% MSCI Emerging Markets Free, 20% BBgBarc US Aggregate, 5% BBgBarc US 1-5 Yr Credit, 4% BBgBarc US TIPS, 5% Bloomberg Commodity, 3% FTSE NAREIT, 6% NCREIF ODCE Net, 2% 91-Day Treasury Bills. Schwab cash values reflect transactions in transit as provided by CFMC. All data is preliminary.

Long-Term Portfolio

Executive Summary - Preliminary (Net of Fees)

Period Ending: February 29, 2020

	Market Value	% of Portfolio	1 Mo	QTD	1 Yr	3 Yrs	5 Yrs	10 Yrs		Current	%	Policy	%
									<div></div> Domestic Equity	\$66,425,604	29.2%	\$72,906,454	32.0%
Domestic Fixed Income	62,431,206	27.4	1.2	3.1	10.2	4.6	3.5	--	<div></div> International Equity	\$52,722,171	23.1%	\$59,236,493	26.0%
Dodge & Cox Income	19,655,398	8.6	0.9	2.5	10.3	5.0	4.0	4.5	<div></div> Domestic Fixed Income	\$62,431,206	27.4%	\$61,514,820	27.0%
BBgBarc US Aggregate TR			1.8	3.8	11.7	5.0	3.6	3.9	<div></div> Alternatives	\$24,884,185	10.9%	\$29,618,247	13.0%
JP Morgan Core Bond R6	24,427,718	10.7	1.7	4.1	12.0	5.3	3.8	4.2	<div></div> Cash and Equivalents	\$21,369,501	9.4%	\$4,556,653	2.0%
BBgBarc US Aggregate TR			1.8	3.8	11.7	5.0	3.6	3.9	Total	\$227,832,667	100.0%	\$227,832,667	100.0%
Vanguard Short-Term Investment Grade Adm	9,835,097	4.3	0.8	1.6	6.3	3.3	2.8	2.8					
BBgBarc US Credit 1-5 Yr TR			0.8	1.7	7.0	3.6	2.9	3.1					
Vanguard Inflation-Protected Securities Adm	8,512,995	3.7	1.0	3.1	10.2	3.7	2.7	3.5					
BBgBarc US TIPS TR			1.4	3.5	10.8	4.1	2.9	3.7					
Alternatives	24,884,185	10.9	-3.4	-5.6	-1.3	1.4	1.0	--					
Gresham TAP Commodity Builder	8,025,222	3.5	-5.4	-12.5	-11.8	-4.4	-6.0	--					
Bloomberg Commodity Index TR USD			-5.0	-12.0	-11.1	-5.2	-6.2	--					
ASB Capital Management	9,446,878	4.1	0.0	0.0	3.0	4.4	6.6	10.4					
NCREIF ODCE Net			0.0	0.0	4.4	6.1	8.0	10.4					
DFA Real Estate Securities I	2,845,339	1.2	-6.9	-5.6	7.8	6.3	6.1	11.7					
Wilshire REIT			-7.8	-7.1	3.9	4.0	4.7	11.2					
Vanguard Real Estate Index Adm	2,816,746	1.2	-7.1	-6.0	7.7	5.0	5.2	11.3					
Spliced Vanguard Real Estate Index			-7.1	-6.0	8.1	5.2	5.4	11.4					
Wilshire REIT			-7.8	-7.1	3.9	4.0	4.7	11.2					
Community Impact Investments	1,750,000	0.8	0.1	1.0	2.4	--	--	--					
CA FarmLink	750,000	0.3	0.0	1.8	1.9	--	--	--					
2.5% Annualized Return Index			0.2	0.4	2.5	--	--	--					
Opportunity Fund	1,000,000	0.4	0.2	0.4	2.5	--	--	--					
2.5% Annualized Return Index			0.2	0.4	2.5	--	--	--					
Cash and Equivalents	21,369,501	9.4	0.0	0.0	0.3	0.6	0.4	--					
Schwab Value Advantage Money Premier	7,962,862	3.5	0.0	0.0	0.4	0.2	0.2	0.1					
First National Cash	0	0.0	0.0	0.0	0.0	0.0	0.0	--					
Rabobank Endowment	88,041	0.0	0.0	0.0	0.0	0.0	0.0	--					
Schwab Cash	13,318,597	5.8	0.0	0.0	0.4	0.7	0.4	0.2					
91 Day T-Bills			0.1	0.3	1.9	1.7	1.1	0.6					

29.2%

23.1%

27.4%

10.9%

9.4%

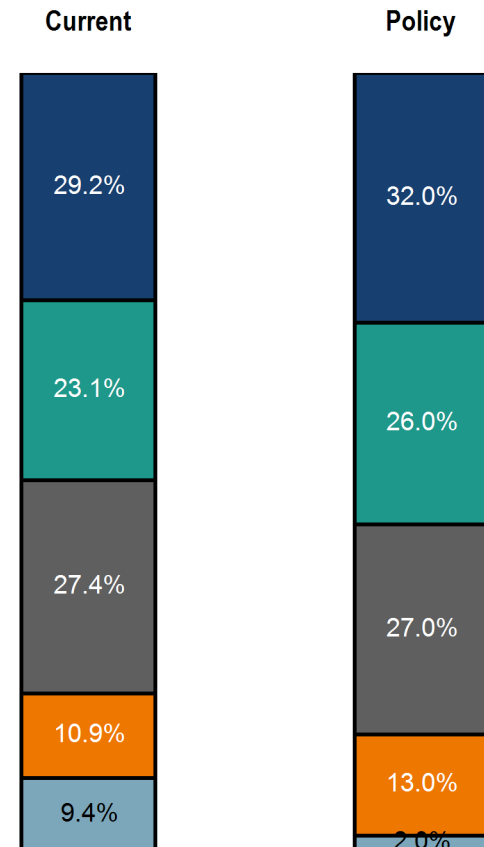
32.0%

26.0%

27.0%

13.0%

2.0%



The Policy Index consists of the following: 25% S&P 500, 2% S&P 400 Mid Cap, 3% S&P Small Cap 600, 16% MSCI ACWI Ex US, 3% MSCI EAFE Small Cap, 6% MSCI Emerging Markets Free, 20% BBgBarc US Aggregate, 5% BBgBarc US 1-5 Yr Credit, 4% BBgBarc US TIPS, 5% Bloomberg Commodity, 3% FTSE NAREIT, 6% NCREIF ODCE Net, 2% 91-Day Treasury Bills. Schwab cash values reflect transactions in transit as provided by CFMC. CA FarmLink and Opportunity Fund funded 1/31/2019. All data is preliminary.

COMMUNITY FOUNDATION FOR MONTEREY COUNTY
MEDIUM TERM FUND PORTFOLIO
Activity for the Month of: February 2020

Market At Last Trade Date	Number of Shares	Code	Investment Account	Beginning Book	Beginning Market	Net Additions	Transfers	Interest & Dividends	Realized Gain(Loss)	Unrealized Gain(Loss)	Ending Book	Ending Market	Actual %	Board Policy
<u>CASH ACCOUNTS:</u>														
0.00	0.00	SWUXX	Schwab - Cash	495,333	495,333	87,755	6,051	26	0	0	589,138	589,138		
			TOTAL CASH	495,333	495,333	87,755	6,051	26	0	0	589,138	589,138	7.5%	0.0%
<u>BOND ACCOUNTS:</u>														
14.38	125,845.16	DODIX	Dodge & Cox Income Fund	1,733,312	1,793,294	0	0	0	0	16,360	1,733,312	1,809,653	23.1%	25.0%
10.86	103,443.49	VFSUX	Vanguard Short Term	1,106,623	1,117,190	0	(2,312)	2,312	0	6,207	1,106,623	1,123,396	14.3%	15.0%
11.43	160,608.91	VBTLX	Vanguard Total Bond Market Index	1,727,018	1,808,456	0	(3,713)	3,713	0	27,304	1,727,018	1,835,760	23.4%	25.0%
			TOTAL BONDS	4,566,953	4,718,940	0	(6,025)	6,025	0	49,870	4,566,953	4,768,810	60.8%	65.0%
			TOTAL FIXED INC.	5,062,286	5,214,272	87,755	26	6,051	0	49,870	5,156,092	5,357,948	68.3%	65.0%
<u>DOMESTIC:</u>														
134.55	10,182.38	VTHR	Vanguard Russell 3000	1,180,309	1,490,294	0	0	0	0	(120,254)	1,180,309	1,370,040	17.5%	19.0%
			TOTAL DOMESTIC	1,180,309	1,490,294	0	0	0	0	(120,254)	1,180,309	1,370,040	17.5%	19.0%
<u>INTERNATIONAL:</u>														
50.45	22,118.46	AEPFX	EuroPacific	1,103,411	1,189,309	0	0	0	0	(73,433)	1,103,411	1,115,876	14.2%	16.0%
			TOTAL INTERNATIONAL	1,103,411	1,189,309	0	0	0	0	(73,433)	1,103,411	1,115,876	14.2%	16.0%
			TOTAL EQUITIES	2,283,720	2,679,603	0	0	0	0	(193,687)	2,283,720	2,485,916	31.7%	35.0%
			GRAND TOTALS	7,346,006	7,893,875	87,755	26	6,051	0	(143,817)	7,439,812	7,843,864	100.0%	100.0%

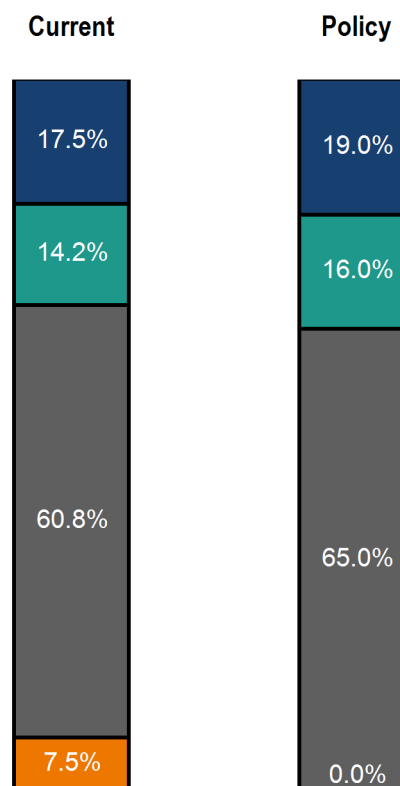
Medium Term Fund

Executive Summary - Preliminary (Net of Fees)

Period Ending: February 29, 2020

	Market Value	% of Portfolio	1 Mo	QTD	1 Yr	3 Yrs	5 Yrs	10 Yrs
Total Fund	7,843,863	100.0	-1.7	-1.3	8.0	5.5	--	--
<i>Policy Index</i>			-1.8	-1.1	8.2	5.7	4.4	5.7
Domestic Equity	1,370,040	17.5	-8.1	-8.1	7.0	9.2	--	--
Vanguard Russell 3000	1,370,040	17.5	-8.1	-8.1	7.0	9.2	8.5	--
<i>Russell 3000</i>			-8.2	-8.3	6.9	9.3	8.7	12.5
International Equity	1,115,876	14.2	-6.2	-9.0	4.4	6.9	--	--
American Funds Europacific Growth F2	1,115,876	14.2	-6.2	-9.0	4.4	6.9	4.1	6.2
<i>MSCI ACWI ex USA Gross</i>			-7.9	-10.4	-0.2	4.7	2.7	4.8
Domestic Fixed Income	4,768,810	60.8	1.2	2.8	9.9	4.6	--	--
Vanguard Total Bond Market Index	1,835,760	23.4	1.7	3.9	11.9	5.0	3.5	3.9
Dodge & Cox Income	1,809,653	23.1	0.9	2.5	10.3	5.0	4.0	4.6
<i>BBgBarc US Aggregate TR</i>			1.8	3.8	11.7	5.0	3.6	3.9
Vanguard Short-Term Investment Grade Adm	1,123,396	14.3	0.8	1.6	6.2	3.3	2.7	2.8
<i>BBgBarc US Credit 1-5 Yr TR</i>			0.8	1.7	7.0	3.6	2.9	3.1
Cash and Equivalents	589,138	7.5	0.0	0.0	0.2	0.3	--	--
Schwab Cash	589,138	7.5	0.0	0.0	0.2	0.3	--	--
<i>91 Day T-Bills</i>			0.1	0.3	1.9	1.7	1.1	0.6

	Current	%	Policy	%
Domestic Equity	\$1,370,040	17.5%	\$1,490,334	19.0%
International Equity	\$1,115,876	14.2%	\$1,255,018	16.0%
Domestic Fixed Income	\$4,768,810	60.8%	\$5,098,511	65.0%
Cash and Equivalents	\$589,138	7.5%	\$0	0.0%
Total	\$7,843,863	100.0%	\$7,843,863	100.0%



Policy Index: 19% Russell 3000, 16% MSCI ACWI Ex US, 50% BBgBarc US Aggregate, 15% BBgBarc 1-5 Year Gov/Credit. Medium Pool portfolio funded 5/13/2016. Fund performance has been backfilled and represents actual performance for periods shown. All data is preliminary.

COMMUNITY FOUNDATION FOR MONTEREY COUNTY
ESG FUND PORTFOLIO
Activity for the Month of: February 2020

Market At Last Trade Date	Number of Shares	Code	Investment Account	Beginning Book	Beginning Market	Net Additions	Transfers	Interest & Dividends	Realized Gain(Loss)	Unrealized Gain(Loss)	Ending Book	Ending Market	Actual %	Board Policy
<u>CASH ACCOUNTS:</u>														
		SWUXX	Schwab - Cash	200,110	200,110	(36,108)	3,279	9	0	0	167,290	167,290	4.6%	0.0%
<u>BOND ACCOUNTS:</u>														
10.91	142,296.25	TSBIX	TIAA Social Choice Bond Fund	1,444,791	1,532,531	0	(3,279)	3,279	0	19,921	1,444,791	1,552,452	42.4%	40.0%
<u>DOMESTIC EQUITY:</u>														
19.07	58,789.34	TISCX	TIAA Social Choice Equity Fund	1,108,785	1,219,291	0	0	0	0	(98,178)	1,108,785	1,121,113	30.6%	35.0%
<u>INTERNATIONAL EQUITY:</u>														
10.34	79,606.70	TSONX	TIAA Social Choice International	854,233	888,411	0	0	0	0	(65,277)	854,233	823,133	22.5%	25.0%
GRAND TOTAL				3,407,810	3,640,232	0	(3,279)	3,279	0	(143,534)	3,407,810	3,663,989	100%	100%

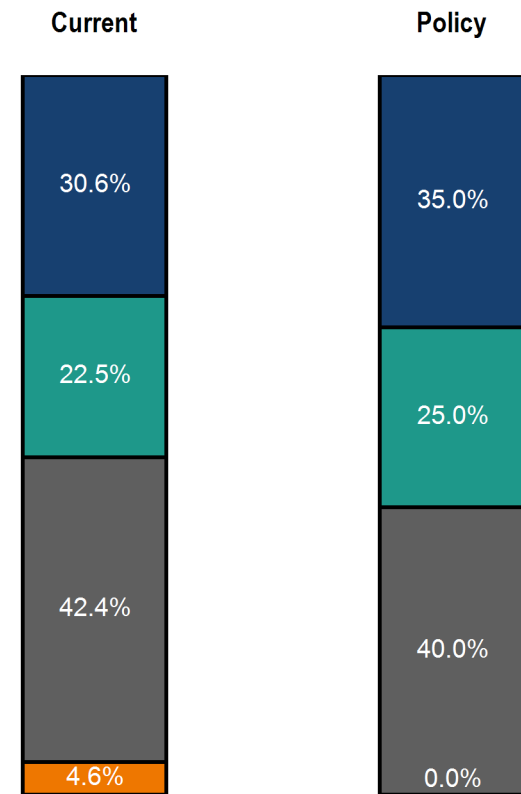
ESG Portfolio

Executive Summary - Preliminary (Net of Fees)

Period Ending: February 29, 2020

	Market Value	% of Portfolio	1 Mo	QTD	1 Yr	3 Yrs	5 Yrs	10 Yrs
Total Fund	3,663,988	100.0	-3.7	-3.4	7.7	6.4	--	--
<i>Policy Index</i>			-4.4	-4.2	7.2	6.5	5.2	7.5
Domestic Equity	1,121,113	30.6	-8.1	-8.1	7.4	9.5	--	--
TIAA CREF Social Choice Equity Fund	1,121,113	30.6	-8.1	-8.1	7.4	9.5	8.5	11.7
<i>Russell 3000</i>			-8.2	-8.3	6.9	9.3	8.7	12.5
International Equity	823,133	22.5	-7.3	-9.6	2.4	4.8	--	--
TIAA CREF Social Choice International Equity Fund	823,133	22.5	-7.3	-9.6	2.4	4.8	--	--
<i>MSCI EAFE Gross</i>			-9.0	-10.9	0.0	4.4	2.5	5.3
Domestic Fixed Income	1,552,452	42.4	1.5	3.8	11.7	5.3	--	--
TIAA CREF Social Bond Fund	1,552,452	42.4	1.5	3.8	11.7	5.3	4.0	--
<i>BBgBarc US Aggregate TR</i>			1.8	3.8	11.7	5.0	3.6	3.9
Cash and Equivalents	167,290	4.6	0.0	0.0	0.2	0.2	--	--
Schwab Cash	167,290	4.6	0.0	0.0	0.2	0.2	--	--
<i>91 Day T-Bills</i>			0.1	0.3	1.9	1.7	1.1	0.6

	Current	%	Policy	%
Domestic Equity	\$1,121,113	30.6%	\$1,282,396	35.0%
International Equity	\$823,133	22.5%	\$915,997	25.0%
Domestic Fixed Income	\$1,552,452	42.4%	\$1,465,595	40.0%
Cash and Equivalents	\$167,290	4.6%	\$0	0.0%
Total	\$3,663,988	100.0%	\$3,663,988	100.0%



Policy Index: 35% Russell 3000, 25% MSCI EAFE, 40% BBgBarc US Aggregate. ESG Pool portfolio funded 9/29/2016. Fund performance has been backfilled and represents actual performance for periods shown. All data is preliminary.

COMMUNITY FOUNDATION FOR MONTEREY COUNTY
 DRIM INVESTMENT PORTFOLIO
 Activity for the Month of: February 2020

Market At Last Trade Date	Number of Shares	Code	Investment Account	Beginning Book	Beginning Market	Net Additions	Transfers	Interest & Dividends	Realized Gain(Loss)	Unrealized Gain(Loss)	Ending Book	Ending Market	Actual %
CASH ACCOUNTS:													
			Schwab - Cash	827,227	827,227	0	3,045	42	0	0	830,314	830,314	
			TOTAL CASH	827,227	827,227	0	3,045	42	0	0	830,314	830,314	33.6%
EQUITIES													
42.22	1,800.00	FIX	Comfort Systems USA	100,349	83,520	0	0	0	0	(7,524)	100,349	75,996	3.1%
55.12	3,000.00	FN	Fabrinet	149,560	189,120	0	0	0	0	(23,760)	149,560	165,360	6.7%
20.60	3,700.00	FFBC	First Financial Bancorp	99,485	88,948	0	0	0	0	(12,728)	99,485	76,220	3.1%
50.67	2,000.00	ROCK	Gibraltar Industries	100,099	109,040	0	0	0	0	(7,700)	100,099	101,340	4.1%
33.95	5,600.00	HASI	Hannon Armstrong	131,358	190,904	0	0	0	0	(784)	131,358	190,120	7.7%
164.60	750.00	HELE	Helen of Troy, LTD	103,793	141,788	0	0	0	0	(18,338)	103,793	123,450	5.0%
75.35	2,500.00	LGIH	LGI Homes, Inc.	103,437	199,350	0	0	0	0	(10,975)	103,437	188,375	7.6%
32.70	3,100.00	SHOO	Madden Steven, LTD	99,477	119,536	0	0	0	0	(18,166)	99,477	101,370	4.1%
53.53	1,900.00	NVEE	NV5 Global, Inc.	138,054	118,009	0	0	0	0	(16,302)	138,054	101,707	4.1%
31.64	2,400.00	PACW	PacWest Bancorp	92,644	84,120	0	(1,440)	1,440	0	(8,184)	92,644	75,936	3.1%
65.84	2,000.00	WNS	WNS Holdings, LTD	96,064	142,720	0	0	0	0	(11,040)	96,064	131,680	5.3%
57.67	3,000.00	NEP	Nextera Energy Partners, LP	136,772	170,310	0	(1,605)	1,605	0	2,700	136,772	173,010	7.0%
148.38	900.00	0.00	SPDR Gold	131,387	134,397	0	0	0	0	(855)	131,387	133,542	5.4%
			TOTAL EQUITIES	1,482,479	1,771,762	0	(3,045)	3,045	0	(133,656)	1,482,479	1,638,106	
			GRAND TOTALS	2,309,706	2,598,988	0	0	3,087	0	(133,656)	2,312,793	2,468,420	100.0%

DRIM Review 01/31/2020



Neumeier Poma Investment Counsel (market value \$2,598,988)

PERFORMANCE

	1 MO	YTD	1 YR	SINCE INCEPTION (6/26/18)
DRIM Provider	2.4%	2.4%	9.8%	6.6%
Policy Index (Russell 2000 Value)	-5.4%	-5.4%	4.4%	-3.3%
Foundation	-1.1%	-1.1%	10.2%	--

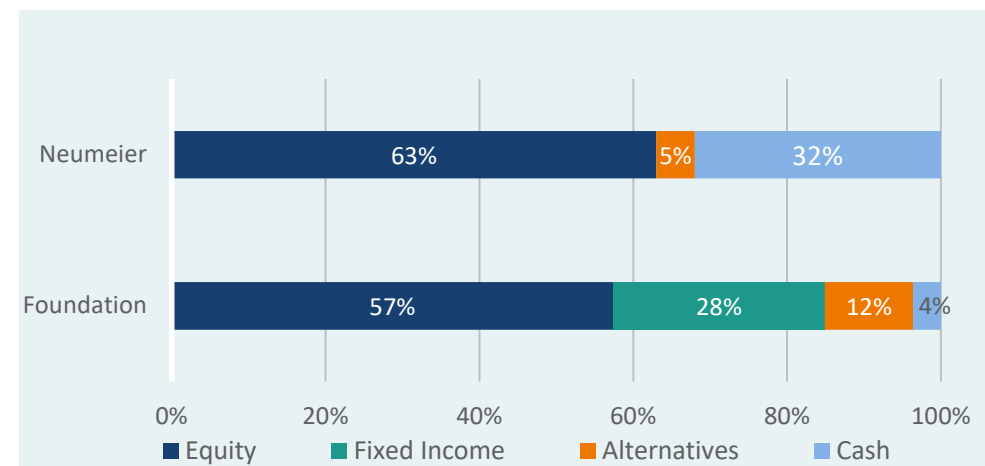
LARGEST HOLDINGS

	WEIGHT	% GAIN/LOSS
Money Market Fund	31.8%	--
LGI Homes Inc	7.7%	92.7%
Hannon Armstrong	7.1%	45.3%
Fabrinet	7.0%	26.5%
Nextera Energy Partner	6.2%	24.5%
WNS	5.5%	48.6%

ASSET ALLOCATION VS. MIN/MAX RANGE

ASSET CLASS	CURRENT	MIN	MAX
Equities	63%	70%	90%
Fixed Income	0%	0%	0%
Alternatives	5%	0%	0%
Cash & Equivalents	32%	10%	30%

ASSET ALLOCATION VS. FOUNDATION



Donor fund inception date: 6/26/2018. Returns 1 year and longer are annualized.

Note: During a quarterly review, the investment committee will also generally have the DRIM providers report for expanded detail.

COMMUNITY FOUNDATION FOR MONTEREY COUNTY
GIFTS - February 2020

Donor	Date	Amount	Fund
Ms. Minerva Perez-Lopez	2/1/2020	50	Women's Fund Endowment
Mr. Patrick Moyroud	2/3/2020	10,000	Gabilan Hope Scholarship Fund
Ms. Sarah Frahm	2/3/2020	100	Girls' Health in Girls' Hands Scholarship Fund
Mr. & Mrs. Ronald and Eleanor Contreras	2/3/2020	50	The Fund for Homeless Women Non-Endowed Fund
Mr. & Mrs. Francis and Hilary Duda	2/3/2020	100	The Fund for Homeless Women Non-Endowed Fund
Mr. Frank W. Strehlitz	2/3/2020	3,000	Carl Young Memorial Earth Science Endowment Fund
Estate of Mrs. Robert Stanton	2/4/2020	368	General Endowment Fund of the Community Foundation
Mrs. Julie Roth	2/4/2020	250	Girls' Health in Girls' Hands Scholarship Fund
Ms. Dana Cleary	2/4/2020	50	Operating Fund
YourCause, LLC Daimler Trucks North America	2/4/2020	200	Operating Fund
The California Endowment	2/5/2020	110,000	Census 2020 Fund - Pooled Fund
Mrs. Jane L. Weisser	2/5/2020	30	Carmel High School Class of 1952 Fund
The Benevity Community Impact Fund	2/5/2020	5,550	Doolittle Fund
Estate of Mrs. Robert Stanton	2/5/2020	186	General Endowment Fund of the Community Foundation
Mr. David S. Sabih	2/5/2020	1,000	Operating Fund
Mr. & Mrs. Alan and Wendy Crockett	2/6/2020	10,000	Community Fund for Carmel Valley - Nonendowed
Ms. Anjanette Adams	2/6/2020	250	Girls' Health in Girls' Hands Scholarship Fund
Ms. Debby Beck	2/6/2020	500	The Fund for Homeless Women Non-Endowed Fund
Ms. Kim Stemler	2/10/2020	20	Girls' Health in Girls' Hands Scholarship Fund
Ms. Christina DeMaria	2/10/2020	20	Girls' Health in Girls' Hands Scholarship Fund
Anonymous	2/10/2020	100	Girls' Health in Girls' Hands Scholarship Fund
Mr. & Mrs. Richard M. and Sandra T. Brown	2/10/2020	125	Girls' Health in Girls' Hands Scholarship Fund
Augustina, Inc.	2/10/2020	192	Girls' Health in Girls' Hands Scholarship Fund
Mr. Brian Robinson and Ms. Barbara Carroll Robinson	2/10/2020	100	The Fund for Homeless Women Non-Endowed Fund
Ms. Verna D. Test	2/10/2020	50	The Fund for Homeless Women Non-Endowed Fund
Mr. & Ms. Thomas and Judith Wills	2/10/2020	200	The Fund for Homeless Women Non-Endowed Fund
Ms. Marie E. Zenorini Canepa	2/10/2020	100	The Fund for Homeless Women Non-Endowed Fund
Ms. E. Valerie Barnes, M.D.	2/10/2020	100	The Fund for Homeless Women Non-Endowed Fund
Ms. Jean M. Scholefield	2/10/2020	100	The Fund for Homeless Women Non-Endowed Fund
Mr. & Mrs. Christopher and Wendy Ograin	2/10/2020	100	The Fund for Homeless Women Non-Endowed Fund
Ms. Ann E. Wieser	2/10/2020	100	The Fund for Homeless Women Non-Endowed Fund
Mr. John Duffy McSwiggin	2/10/2020	100	Chip Hooper Foundation
Anonymous	2/10/2020	25,000	LandWatch Monterey County Stewardship Fund
Graniterock	2/10/2020	1,000	Northern Monterey County Foundation - Nonendowed

COMMUNITY FOUNDATION FOR MONTEREY COUNTY
GIFTS - February 2020

Donor	Date	Amount	Fund
Mr. & Mrs. Earl S. and Christina Cory	2/10/2020	100	Pacific Grove Public Library Foundation Fund
Augustina's Designer Boutique, Inc.	2/11/2020	1,059	Girls' Health in Girls' Hands Scholarship Fund
Ms. Amanda Holder	2/12/2020	150	Girls' Health in Girls' Hands Scholarship Fund
Mr. & Mrs. Kevin and Essie Martin	2/12/2020	100	Whitney Elisabeth Grummon Memorial Scholarship Fund
Ms. Carlene Barnett	2/12/2020	40	Whitney Elisabeth Grummon Memorial Scholarship Fund
Ms. Patricia A. Bean	2/12/2020	40	Whitney Elisabeth Grummon Memorial Scholarship Fund
Mr. & Mrs. Clark C. and Dawn R. Hatch	2/12/2020	30	Whitney Elisabeth Grummon Memorial Scholarship Fund
Ms. Lauren Capano	2/12/2020	50	Whitney Elisabeth Grummon Memorial Scholarship Fund
Carmel High School ASB	2/12/2020	2,110	Whitney Elisabeth Grummon Memorial Scholarship Fund
Mrs. Marlene Martin	2/12/2020	100	The Fund for Homeless Women Non-Endowed Fund
Mr. Gary L. Girard	2/12/2020	60	The Fund for Homeless Women Non-Endowed Fund
Mr. E. Philip Morgan	2/12/2020	200	The Fund for Homeless Women Non-Endowed Fund
Dr. Anita Artstein-Dunsay	2/12/2020	150	The Fund for Homeless Women Non-Endowed Fund
Ms. Jo Ann A. Prieto	2/13/2020	100	Girls' Health in Girls' Hands Scholarship Fund
Ms. Karen S. Nelson	2/13/2020	50	Girls' Health in Girls' Hands Scholarship Fund
Anonymous	2/13/2020	250	Girls' Health in Girls' Hands Scholarship Fund
Mr. Herschel Loomis	2/13/2020	300	Girls' Health in Girls' Hands Scholarship Fund
Ms. Julia Freeman	2/13/2020	100	Girls' Health in Girls' Hands Scholarship Fund
Mr. Cyril Yansouni	2/13/2020	100	Girls' Health in Girls' Hands Scholarship Fund
Anonymous	2/13/2020	100	Girls' Health in Girls' Hands Scholarship Fund
Mr. Ray Santella and Mrs. Grace Silva-Santella	2/13/2020	100	Girls' Health in Girls' Hands Scholarship Fund
Mr. Charles Des Roches	2/13/2020	100	Girls' Health in Girls' Hands Scholarship Fund
Ms. Leslie Finnegan, Esq.	2/13/2020	200	Girls' Health in Girls' Hands Scholarship Fund
Mr. Nigel Lovett	2/13/2020	400	Girls' Health in Girls' Hands Scholarship Fund
Mr. Steven Merrell	2/13/2020	500	Girls' Health in Girls' Hands Scholarship Fund
Mr. & Mrs. Ken and Rita Petersen	2/13/2020	1,000	Girls' Health in Girls' Hands Scholarship Fund
Mr. Lee Rosen	2/13/2020	100	Girls' Health in Girls' Hands Scholarship Fund
Mr. David S. Sabih	2/13/2020	2,000	The Fund for Homeless Women Non-Endowed Fund
Senator William W. Monning and Dr. Dana T. Kent	2/13/2020	50	The Fund for Homeless Women Non-Endowed Fund
Mr. Gary S. Felsman	2/13/2020	1,000	Ventana Wilderness Alliance Fund
Mr. & Mrs. Earl Wayne and Linda Cruzan	2/15/2020	85	Monterey Public Library Fund
Ms. Krista Hanni and Mr. Scott Davis	2/15/2020	50	Women's Fund Endowment
Ms. Kate Rueter	2/16/2020	35	Women's Fund Endowment
Mr. & Mrs. William R. and Duncan B. Lewis	2/18/2020	10,000	College Futures Monterey County Fund

COMMUNITY FOUNDATION FOR MONTEREY COUNTY
GIFTS - February 2020

Donor	Date	Amount	Fund
Ms. Haruno Ito	2/18/2020	12,671	Fund for the Environment
Ms. Gayle D. Darrigo	2/18/2020	25	The Fund for Homeless Women Non-Endowed Fund
Ms. Evangelina Anderson	2/19/2020	50	The Fund for Homeless Women Non-Endowed Fund
Ms. Robin Venuti and Mr. Joseph Rock	2/20/2020	20	Girls' Health in Girls' Hands Scholarship Fund
Ms. Peggy L. Trebler	2/20/2020	100	The Fund for Homeless Women Non-Endowed Fund
Ms. Sharon Russell	2/20/2020	50	The Fund for Homeless Women Non-Endowed Fund
Mr. Johnny Apodaca	2/20/2020	100	The Fund for Homeless Women Non-Endowed Fund
Mr. & Mrs. William R. and Duncan B. Lewis	2/20/2020	612,453	William R. and Duncan B. Lewis Family Foundation Fund
Ms. Nina Harrison and Mrs. Marjorie Bullock	2/21/2020	100	The Fund for Homeless Women Non-Endowed Fund
Mr. David Parker	2/22/2020	500	Pacific Grove Public Library Foundation Fund
Ms. Lisa Ostarello	2/23/2020	100	Women's Fund Endowment
Anonymous	2/24/2020	3,000	The Fund for Homeless Women Non-Endowed Fund
Mr. Frank Geisler	2/24/2020	50	Cappy Martin/Vernon Hurd Monterey Rotary Club Fund
Mrs. Inga Waite and Mr. Robert Smith	2/24/2020	100	Monterey Public Library Fund
Arkay Foundation	2/24/2020	8,000	Fund for Homeless Women Administrative Fund
Mrs. Jeanne Nakagawa	2/25/2020	25	The Fund for Homeless Women Non-Endowed Fund
Mr. John Day	2/25/2020	10	The Fund for Homeless Women Non-Endowed Fund
Mr. Raymond Johnson	2/25/2020	250	Cambrel B. Marshall Fund
Ms. Tamara Swanson	2/26/2020	80	Central Coast Veterans Cemetery Fndn Stewardship Fund
Ms. Melinda Manlin	2/26/2020	100	The Fund for Homeless Women Non-Endowed Fund
Santa Fe Mercados Inc.	2/26/2020	1,000	Northern Monterey County Foundation - Nonendowed
Carmel Valley Manor	2/27/2020	12,670,087	Carmel Valley Manor Foundation Stewardship Fund
Carmel Valley Manor	2/27/2020	147,600	Carmel Valley Manor Foundation Stewardship Fund
Estate of Margaret Lackey Saunders	2/28/2020	200,882	DeWitt Fund
UBS Matching Gifts Program	2/28/2020	200	Pass Thru Fund
Ms. Florence Allen	2/29/2020	20	The Fund for Homeless Women
Mr. Johnny Apodaca and Mrs. Janelle Gistelli	2/29/2020	50	The Fund for Homeless Women Non-Endowed Fund
	Total	<u>13,847,524</u>	

COMMUNITY FOUNDATION FOR MONTEREY COUNTY
GIFTS - February 2020

Donor	Date	Amount	Fund
Interfund Gifts			
Community Foundation for Monterey County	2/24/2020	9,347	Out Reach - A Fund for LGBTQ+ Life in Monterey County
Community Foundation for Monterey County	2/28/2020	50,000	General Endowment-NGP Grants
Community Foundation for Monterey County	2/28/2020	150,000	General Endowment - Opportunity Fund
Community Foundation for Monterey County	2/28/2020	150	Girls' Health in Girls' Hands Scholarship Fund
	Total	209,497	
	Total Gifts	14,057,021	
Contribution & Bequest Receivable	Date	Amount	Fund
College Futures Foundation	2/3/2020	382,250	College Futures Foundation Fund
Ventura County Community Foundation	2/3/2020	72,276	Census 2020 - VCCF & State of CA
	Total Receivables	454,526	

COMMUNITY FOUNDATION FOR MONTEREY COUNTY

GRANTS - February 2020

Grantee	Program Name	Granted	Date	Fund
Palenke Arts	Develop strategic plan	5,000	2/14/2020	Center for Nonprofit Excellence #6
Ventana Wilderness Alliance	Strategic planning	4,500	2/14/2020	Center for Nonprofit Excellence #6
Boys & Girls Clubs of Monterey County	Girls' Health in Girls' Hands (GHGH)	35,000	2/14/2020	Women's Fund Endowment
Hartnell College Foundation	Emergency assistance for mothers	5,000	2/14/2020	Women's Fund Endowment
Monterey Peninsula College Foundation	Emergency assistance for women	5,000	2/14/2020	Women's Fund Endowment
Orchestra in the Schools	general operating support	500	2/14/2020	Huth Family Fund
Foundation for Monterey County Free Libraries	facilitate retreat and support increased board engagement	3,800	2/14/2020	General Endowment - Opportunity Fund
Rising World, Inc. dba Rising International	Safe and Sound program (Monterey County)	25,000	2/14/2020	Women's Fund Endowment
The Women's Foundation of California	Women's Policy Institute (WPI) - Monterey County cohort	20,000	2/14/2020	Women's Fund Endowment
Hartnell College	Isidro Cabrera Soria	750	2/14/2020	College Futures Monterey County Fund
Planned Parenthood Mar Monte	student education	2,500	2/14/2020	Rick and Tonya Antle Fund
Boys & Girls Clubs of Monterey County	High School Youth Program	20,000	2/14/2020	Rick and Tonya Antle Fund
Pacific Repertory Theatre	general operating support	500	2/14/2020	Matthew Simis and Michael Gray Fund
RotaCare Bay Area, Inc.	to support the clinic in Seaside, CA.	1,000	2/14/2020	Rotary Club of Monterey, Cannery Row Fund
Santa Catalina School	general operating support	2,000	2/14/2020	Valera Whitford Lyles Fund
California State Parks Foundation	for State Park maintenance and restoration projects	50,000	2/14/2020	Doolittle Fund
ACTION Council of Monterey County	Urban Arts to develop website and grant writing services	6,100	2/14/2020	The David and Lucile Packard Foundation Fund
Restorative Justice Partners, Inc.	Restorative Justice Partners, to support a staff retreat	1,300	2/14/2020	The David and Lucile Packard Foundation Fund
Monterey Peninsula College Foundation	general operating support	500	2/14/2020	Vanderbilt Charitable Fund
Congregation Beth Israel	Carmel Jewish Film Festival sponsorship and Book of Life	572	2/14/2020	Packer Family Foundation
St. Columba by-the-Lake	general operating support	2,000	2/14/2020	Mary and Peter Hobley Memorial Fund
Montage Health Foundation	general operating support	2,000	2/14/2020	Fuhs Family Foundation Fund
KQED, Inc.	general operating support	500	2/14/2020	Huth Family Fund
KAZU-FM Radio 90.3	general operating support	500	2/14/2020	Huth Family Fund
KDFC	general operating support	500	2/14/2020	Huth Family Fund
The Lutheran Church-Missouri Synod	general operating support	1,500	2/14/2020	Huth Family Fund
St. Luke's Lutheran Church and School	general operating support	500	2/14/2020	Huth Family Fund
Monterey County Pops!	general operating support	500	2/14/2020	Huth Family Fund
Chamber Music Monterey Bay	general operating support	500	2/14/2020	Huth Family Fund
Pacific Repertory Theatre	general operating support	500	2/14/2020	Huth Family Fund
Sabu Shake Sr. Memorial Foundation	general operating support	500	2/14/2020	Huth Family Fund
Dixieland Monterey	general operating support	500	2/14/2020	Huth Family Fund
Monterey County Symphony Association	general operating support	500	2/14/2020	Huth Family Fund
Saint James Episcopal Church	general operating support	5,000	2/14/2020	The Fred Terman and Nan Borreson Fund
BirchBark Foundation	general operating support	74	2/14/2020	Pass Thru Fund
Golden Oldies Cat Rescue	general operating support	74	2/14/2020	Pass Thru Fund

COMMUNITY FOUNDATION FOR MONTEREY COUNTY

GRANTS - February 2020

Grantee	Program Name	Granted	Date	Fund
Hidden Valley Music Seminars	general operating support	50	2/14/2020	Pass Thru Fund
SpectorDance	general operating support	50	2/14/2020	Pass Thru Fund
Youth Arts Collective (YAC)	general operating support	25	2/14/2020	Pass Thru Fund
Youth Music Monterey	general operating support	25	2/14/2020	Pass Thru Fund
Big Sur Fire	general operating support	25	2/14/2020	Pass Thru Fund
Carmel-By-The Sea Public Library Foundation	general operating support	25	2/14/2020	Pass Thru Fund
Boys & Girls Clubs of Monterey County	general operating support	25	2/14/2020	Pass Thru Fund
CASA of Monterey County	general operating support	50	2/14/2020	Pass Thru Fund
Chartwell School	general operating support	50	2/14/2020	Pass Thru Fund
Monterey County Agricultural & Rural Life Museum	general operating support	25	2/14/2020	Pass Thru Fund
Friends of the Monterey Public Library	general operating support	25	2/14/2020	Pass Thru Fund
Friends Of The Salinas Public Libraries	general operating support	25	2/14/2020	Pass Thru Fund
Lyceum of Monterey County	general operating support	25	2/14/2020	Pass Thru Fund
Partners for Peace	general operating support	25	2/14/2020	Pass Thru Fund
Rancho Cielo	general operating support	25	2/14/2020	Pass Thru Fund
Big Sur Land Trust	general operating support	25	2/14/2020	Pass Thru Fund
LandWatch Monterey County	general operating support	25	2/14/2020	Pass Thru Fund
Point Lobos Foundation	general operating support	50	2/14/2020	Pass Thru Fund
Food Bank for Monterey County	general operating support	25	2/14/2020	Pass Thru Fund
Planned Parenthood Mar Monte	general operating support	25	2/14/2020	Pass Thru Fund
Youth Music Monterey	general operating support	500	2/14/2020	Pass Thru Fund
Natividad Medical Foundation	general operating support	1,000	2/14/2020	Pass Thru Fund
Museum Foundation of Pacific Grove, Inc. D	general operating support	50	2/14/2020	Pass Thru Fund
Monterey Bay Salmon & Trout Project	general operating support	25	2/14/2020	Pass Thru Fund
Youth Music Monterey	general operating support	50	2/14/2020	Pass Thru Fund
Animal Friends Rescue Project	general operating support	25	2/14/2020	Pass Thru Fund
Youth Music Monterey	general operating support	100	2/14/2020	Pass Thru Fund
Better World Fund	general operating support	100	2/14/2020	Pass Thru Fund
Peace of Mind Dog Rescue	the Most Donors Award	1,000	2/24/2020	General Endowment - Opportunity Fund
Monterey Museum of Art	the Most Donors Award	1,000	2/24/2020	General Endowment - Opportunity Fund
Coalition of Homeless Services Providers	the Ingenuity Award	2,500	2/24/2020	General Endowment - Opportunity Fund
Access Monterey Peninsula	Monterey County Gives! 2019	4,586	2/24/2020	Monterey County Gives!
Agriculture and Land-Based Training Association	Monterey County Gives! 2019	5,101	2/24/2020	Monterey County Gives!
AIM for Mental Health	Monterey County Gives! 2019	13,455	2/24/2020	Monterey County Gives!
AI & Friends	Monterey County Gives! 2019	11,661	2/24/2020	Monterey County Gives!
Alisal Center for the Fine Arts	Monterey County Gives! 2019	5,038	2/24/2020	Monterey County Gives!

COMMUNITY FOUNDATION FOR MONTEREY COUNTY

GRANTS - February 2020

Grantee	Program Name	Granted	Date	Fund
Alliance on Aging	Monterey County Gives! 2019	34,575	2/24/2020	Monterey County Gives!
Alzheimer's Disease and Related Disorders Assoc	Monterey County Gives! 2019	16,984	2/24/2020	Monterey County Gives!
American Red Cross of the Central Coast	Monterey County Gives! 2019	9,912	2/24/2020	Monterey County Gives!
Animal Friends Rescue Project	Monterey County Gives! 2019	96,634	2/24/2020	Monterey County Gives!
Arts Council for Monterey County	Monterey County Gives! 2019	13,993	2/24/2020	Monterey County Gives!
Arts Habitat	Monterey County Gives! 2019	7,745	2/24/2020	Monterey County Gives!
Big Sur Charter School	Monterey County Gives! 2019	532	2/24/2020	Monterey County Gives!
Big Sur Fiddle Camp	Monterey County Gives! 2019	3,203	2/24/2020	Monterey County Gives!
Big Sur Fire	Monterey County Gives! 2019	73,544	2/24/2020	Monterey County Gives!
Big Sur Land Trust	Monterey County Gives! 2019	159,634	2/24/2020	Monterey County Gives!
BirchBark Foundation	Monterey County Gives! 2019	50,153	2/24/2020	Monterey County Gives!
Boys & Girls Clubs of Monterey County	Monterey County Gives! 2019	42,278	2/24/2020	Monterey County Gives!
Breakthrough Men's Community	Monterey County Gives! 2019	34,036	2/24/2020	Monterey County Gives!
Breast Cancer Assistance Group	Monterey County Gives! 2019	23,591	2/24/2020	Monterey County Gives!
California FarmLink	Monterey County Gives! 2019	2,814	2/24/2020	Monterey County Gives!
Camerata Singers	Monterey County Gives! 2019	21,440	2/24/2020	Monterey County Gives!
Friends of Camp SEA Lab	Monterey County Gives! 2019	10,411	2/24/2020	Monterey County Gives!
Preservation of Mission San Antonio de Padua	Monterey County Gives! 2019	122,720	2/24/2020	Monterey County Gives!
Cancer Patients Alliance	Monterey County Gives! 2019	52,339	2/24/2020	Monterey County Gives!
Carl Cherry Center for the Arts	Monterey County Gives! 2019	15,497	2/24/2020	Monterey County Gives!
Carmel Art Association	Monterey County Gives! 2019	12,941	2/24/2020	Monterey County Gives!
Carmel Bach Festival	Monterey County Gives! 2019	57,594	2/24/2020	Monterey County Gives!
Carmel Mission Foundation	Monterey County Gives! 2019	38,017	2/24/2020	Monterey County Gives!
Carmel Music Society	Monterey County Gives! 2019	44,978	2/24/2020	Monterey County Gives!
Carmel-By-The Sea Public Library Foundation	Monterey County Gives! 2019	32,069	2/24/2020	Monterey County Gives!
Carmel Youth Center	Monterey County Gives! 2019	3,219	2/24/2020	Monterey County Gives!
CASA of Monterey County	Monterey County Gives! 2019	102,228	2/24/2020	Monterey County Gives!
Center for Community Advocacy	Monterey County Gives! 2019	2,638	2/24/2020	Monterey County Gives!
Center for Land-Based Learning	Monterey County Gives! 2019	1,975	2/24/2020	Monterey County Gives!
Center for Photographic Art	Monterey County Gives! 2019	112,275	2/24/2020	Monterey County Gives!
Central Coast Lighthouse Keepers	Monterey County Gives! 2019	5,990	2/24/2020	Monterey County Gives!
Multiple Sclerosis Quality of Life Project	Monterey County Gives! 2019	5,529	2/24/2020	Monterey County Gives!
Chamber Music Monterey Bay	Monterey County Gives! 2019	97,817	2/24/2020	Monterey County Gives!
Chartwell School	Monterey County Gives! 2019	114,688	2/24/2020	Monterey County Gives!
Coalition of Homeless Services Providers	Monterey County Gives! 2019	10,516	2/24/2020	Monterey County Gives!
Communities for Sustainable Monterey County	Monterey County Gives! 2019	10,107	2/24/2020	Monterey County Gives!

COMMUNITY FOUNDATION FOR MONTEREY COUNTY

GRANTS - February 2020

Grantee	Program Name	Granted	Date	Fund
Community Association of Big Sur	Monterey County Gives! 2019	56,249	2/24/2020	Monterey County Gives!
Community Homeless Solutions	Monterey County Gives! 2019	12,181	2/24/2020	Monterey County Gives!
Community Human Services	Monterey County Gives! 2019	26,738	2/24/2020	Monterey County Gives!
Community Partnership for Youth	Monterey County Gives! 2019	20,768	2/24/2020	Monterey County Gives!
Fractured Atlas Productions, Inc.	Monterey County Gives! 2019	8,051	2/24/2020	Monterey County Gives!
Franciscan Workers of Junipero Serra	Monterey County Gives! 2019	40,261	2/24/2020	Monterey County Gives!
Elkhorn Slough Foundation	Monterey County Gives! 2019	77,360	2/24/2020	Monterey County Gives!
Ensemble Monterey	Monterey County Gives! 2019	30,694	2/24/2020	Monterey County Gives!
Everyone's Harvest - Cosecha Para Todos	Monterey County Gives! 2019	28,244	2/24/2020	Monterey County Gives!
Fire Safe Council for Monterey County	Monterey County Gives! 2019	6,100	2/24/2020	Monterey County Gives!
First Night Monterey	Monterey County Gives! 2019	8,977	2/24/2020	Monterey County Gives!
Food Bank for Monterey County	Monterey County Gives! 2019	130,083	2/24/2020	Monterey County Gives!
Foundation for Monterey County Free Libraries	Monterey County Gives! 2019	24,985	2/24/2020	Monterey County Gives!
Friends of the Monterey Public Library	Monterey County Gives! 2019	31,843	2/24/2020	Monterey County Gives!
Friends Of The Salinas Public Libraries	Monterey County Gives! 2019	4,328	2/24/2020	Monterey County Gives!
Gateway Center of Monterey County Inc.	Monterey County Gives! 2019	24,403	2/24/2020	Monterey County Gives!
Gathering for Women-Monterey	Monterey County Gives! 2019	96,118	2/24/2020	Monterey County Gives!
Gil Basketball Academy	Monterey County Gives! 2019	19,368	2/24/2020	Monterey County Gives!
Girls Inc. of the Central Coast	Monterey County Gives! 2019	56,219	2/24/2020	Monterey County Gives!
Golden Oldies Cat Rescue	Monterey County Gives! 2019	37,874	2/24/2020	Monterey County Gives!
Goodwill Central Coast	Monterey County Gives! 2019	839	2/24/2020	Monterey County Gives!
City of Greenfield	Monterey County Gives! 2019	14,787	2/24/2020	Monterey County Gives!
GRID Alternatives	Monterey County Gives! 2019	1,157	2/24/2020	Monterey County Gives!
Grower-Shipper Association Foundation	Monterey County Gives! 2019	6,120	2/24/2020	Monterey County Gives!
Guitars Not Guns - Monterey County Chapter	Monterey County Gives! 2019	12,318	2/24/2020	Monterey County Gives!
Harmony at Home	Monterey County Gives! 2019	99,333	2/24/2020	Monterey County Gives!
Healing & Reconciliation Institute	Monterey County Gives! 2019	3,422	2/24/2020	Monterey County Gives!
Hidden Valley Music Seminars	Monterey County Gives! 2019	29,439	2/24/2020	Monterey County Gives!
Hijos Del Sol Arts Productions	Monterey County Gives! 2019	5,359	2/24/2020	Monterey County Gives!
Historic Garden League	Monterey County Gives! 2019	3,609	2/24/2020	Monterey County Gives!
HOPE Services	Monterey County Gives! 2019	2,759	2/24/2020	Monterey County Gives!
Hospice Giving Foundation	Monterey County Gives! 2019	31,479	2/24/2020	Monterey County Gives!
Housing Resource Center	Monterey County Gives! 2019	11,213	2/24/2020	Monterey County Gives!
I-HELP/Outreach Unlimited	Monterey County Gives! 2019	46,144	2/24/2020	Monterey County Gives!
Interim, Inc.	Monterey County Gives! 2019	21,945	2/24/2020	Monterey County Gives!
Jacob's Heart Children's Cancer Support Services	Monterey County Gives! 2019	24,948	2/24/2020	Monterey County Gives!

COMMUNITY FOUNDATION FOR MONTEREY COUNTY

GRANTS - February 2020

Grantee	Program Name	Granted	Date	Fund
Junior League of Monterey County	Monterey County Gives! 2019	6,511	2/24/2020	Monterey County Gives!
Kinship Center	Monterey County Gives! 2019	83,211	2/24/2020	Monterey County Gives!
LandWatch Monterey County	Monterey County Gives! 2019	173,650	2/24/2020	Monterey County Gives!
Legal Services for Seniors	Monterey County Gives! 2019	60,128	2/24/2020	Monterey County Gives!
Loaves, Fishes & Computers, Inc.	Monterey County Gives! 2019	41,541	2/24/2020	Monterey County Gives!
Monterey College of Law	Monterey County Gives! 2019	4,898	2/24/2020	Monterey County Gives!
Marina Youth Arts	Monterey County Gives! 2019	8,316	2/24/2020	Monterey County Gives!
Marine Life Studies	Monterey County Gives! 2019	77,738	2/24/2020	Monterey County Gives!
Animal Relief Fund	Monterey County Gives! 2019	38,366	2/24/2020	Monterey County Gives!
Meals on Wheels of the Monterey Peninsula	Monterey County Gives! 2019	80,951	2/24/2020	Monterey County Gives!
Meals on Wheels of the Salinas Valley, Inc.	Monterey County Gives! 2019	21,019	2/24/2020	Monterey County Gives!
MEarth	Monterey County Gives! 2019	27,436	2/24/2020	Monterey County Gives!
Monterey Academy Of Oceanographic Science	Monterey County Gives! 2019	27,619	2/24/2020	Monterey County Gives!
Monterey Bay Charter School	Monterey County Gives! 2019	23,135	2/24/2020	Monterey County Gives!
Monterey Bay Fisheries Trust	Monterey County Gives! 2019	57,165	2/24/2020	Monterey County Gives!
Monterey Bay Salmon & Trout Project	Monterey County Gives! 2019	24,984	2/24/2020	Monterey County Gives!
Monterey Condors Club	Monterey County Gives! 2019	66	2/24/2020	Monterey County Gives!
Monterey Country Dance Community	Monterey County Gives! 2019	5,562	2/24/2020	Monterey County Gives!
Monterey County Pops!	Monterey County Gives! 2019	23,169	2/24/2020	Monterey County Gives!
Monterey County Rape Crisis Center	Monterey County Gives! 2019	26,956	2/24/2020	Monterey County Gives!
Monterey International Blues Festival	Monterey County Gives! 2019	4,042	2/24/2020	Monterey County Gives!
Monterey Jazz Festival	Monterey County Gives! 2019	12,862	2/24/2020	Monterey County Gives!
Monterey Museum of Art	Monterey County Gives! 2019	43,865	2/24/2020	Monterey County Gives!
Monterey Peace and Justice Center	Monterey County Gives! 2019	19,057	2/24/2020	Monterey County Gives!
Monterey Peninsula Ballet Theatre	Monterey County Gives! 2019	13,768	2/24/2020	Monterey County Gives!
Monterey Peninsula Choral Society	Monterey County Gives! 2019	3,882	2/24/2020	Monterey County Gives!
Monterey State Historic Park Association	Monterey County Gives! 2019	12,544	2/24/2020	Monterey County Gives!
Monterey County Symphony Association	Monterey County Gives! 2019	131,790	2/24/2020	Monterey County Gives!
Monterey Peninsula College Foundation	Monterey County Gives! 2019	16,454	2/24/2020	Monterey County Gives!
Mry Peninsula Community Theatre Company	Monterey County Gives! 2019	5,781	2/24/2020	Monterey County Gives!
Monterey County Youth Museum	Monterey County Gives! 2019	35,538	2/24/2020	Monterey County Gives!
National Alliance on Mental Illness	Monterey County Gives! 2019	7,388	2/24/2020	Monterey County Gives!
National Coalition Building Institute	Monterey County Gives! 2019	5,927	2/24/2020	Monterey County Gives!
Natividad Medical Foundation	Monterey County Gives! 2019	51,516	2/24/2020	Monterey County Gives!
Old Monterey Foundation	Monterey County Gives! 2019	5,271	2/24/2020	Monterey County Gives!
Orchestra in the Schools	Monterey County Gives! 2019	35,655	2/24/2020	Monterey County Gives!

COMMUNITY FOUNDATION FOR MONTEREY COUNTY

GRANTS - February 2020

Grantee	Program Name	Granted	Date	Fund
University Corporation at Monterey Bay	Monterey County Gives! 2019	18,683	2/24/2020	Monterey County Gives!
Osio Theatre	Monterey County Gives! 2019	11,324	2/24/2020	Monterey County Gives!
California Marine Sanctuary Foundation	Monterey County Gives! 2019	5,947	2/24/2020	Monterey County Gives!
Museum Foundation of Pacific Grove, Inc.	Monterey County Gives! 2019	72,392	2/24/2020	Monterey County Gives!
Pacific Repertory Theatre	Monterey County Gives! 2019	18,765	2/24/2020	Monterey County Gives!
Pajaro Valley Shelter Services	Monterey County Gives! 2019	6,254	2/24/2020	Monterey County Gives!
Papillon Center	Monterey County Gives! 2019	23,553	2/24/2020	Monterey County Gives!
Partners for Peace	Monterey County Gives! 2019	40,973	2/24/2020	Monterey County Gives!
Partnership for Children	Monterey County Gives! 2019	4,777	2/24/2020	Monterey County Gives!
Peace of Mind Dog Rescue	Monterey County Gives! 2019	236,468	2/24/2020	Monterey County Gives!
PG Pops Orchestra, Inc.	Monterey County Gives! 2019	4,317	2/24/2020	Monterey County Gives!
Planned Parenthood Mar Monte	Monterey County Gives! 2019	111,320	2/24/2020	Monterey County Gives!
Point Lobos Foundation	Monterey County Gives! 2019	47,815	2/24/2020	Monterey County Gives!
Rancho Cielo	Monterey County Gives! 2019	111,652	2/24/2020	Monterey County Gives!
Read to Me Project	Monterey County Gives! 2019	47,743	2/24/2020	Monterey County Gives!
Restorative Justice Partners, Inc.	Monterey County Gives! 2019	5,417	2/24/2020	Monterey County Gives!
Return of the Natives	Monterey County Gives! 2019	6,566	2/24/2020	Monterey County Gives!
RotaCare Bay Area, Inc.	Monterey County Gives! 2019	55,538	2/24/2020	Monterey County Gives!
Salinas Area Reading Is Fundamental (R.I.F.)	Monterey County Gives! 2019	7,083	2/24/2020	Monterey County Gives!
Salinas Valley Fair, Inc.	Monterey County Gives! 2019	2,660	2/24/2020	Monterey County Gives!
Salinas Valley Pride Celebrations	Monterey County Gives! 2019	2,173	2/24/2020	Monterey County Gives!
Save Our Shores	Monterey County Gives! 2019	12,878	2/24/2020	Monterey County Gives!
Save the Whales	Monterey County Gives! 2019	5,125	2/24/2020	Monterey County Gives!
University Corporation at Monterey Bay	Monterey County Gives! 2019	2,616	2/24/2020	Monterey County Gives!
Sol Treasures	Monterey County Gives! 2019	31,649	2/24/2020	Monterey County Gives!
South Monterey County Animal Rescue	Monterey County Gives! 2019	12,248	2/24/2020	Monterey County Gives!
Special Kids Connect	Monterey County Gives! 2019	9,176	2/24/2020	Monterey County Gives!
SpectorDance	Monterey County Gives! 2019	10,019	2/24/2020	Monterey County Gives!
Family Service Agency of the Central Coast	Monterey County Gives! 2019	6,199	2/24/2020	Monterey County Gives!
Sunset Cultural Center	Monterey County Gives! 2019	6,812	2/24/2020	Monterey County Gives!
Surfrider Foundation Monterey Chapter	Monterey County Gives! 2019	3,662	2/24/2020	Monterey County Gives!
Teddy Bears with Heart	Monterey County Gives! 2019	9,397	2/24/2020	Monterey County Gives!
Blind & Visually Impaired Center of Monterey County	Monterey County Gives! 2019	23,453	2/24/2020	Monterey County Gives!
Carmel Foundation	Monterey County Gives! 2019	40,743	2/24/2020	Monterey County Gives!
The Epicenter	Monterey County Gives! 2019	6,752	2/24/2020	Monterey County Gives!
Lyceum of Monterey County	Monterey County Gives! 2019	3,916	2/24/2020	Monterey County Gives!

COMMUNITY FOUNDATION FOR MONTEREY COUNTY

GRANTS - February 2020

Grantee	Program Name	Granted	Date	Fund
SPCA Of Monterey Cty	Monterey County Gives! 2019	59,334	2/24/2020	Monterey County Gives!
Village Project, Inc.	Monterey County Gives! 2019	17,176	2/24/2020	Monterey County Gives!
The Wahine Project	Monterey County Gives! 2019	4,089	2/24/2020	Monterey County Gives!
The Weston Collective	Monterey County Gives! 2019	7,284	2/24/2020	Monterey County Gives!
Paws Helping People Inc., DBA UnChained	Monterey County Gives! 2019	34,820	2/24/2020	Monterey County Gives!
United Way Monterey County	Monterey County Gives! 2019	14,245	2/24/2020	Monterey County Gives!
Ventana Wilderness Alliance	Monterey County Gives! 2019	72,950	2/24/2020	Monterey County Gives!
Ventana Wildlife Society	Monterey County Gives! 2019	64,218	2/24/2020	Monterey County Gives!
Veterans Transition Center of Monterey County	Monterey County Gives! 2019	31,109	2/24/2020	Monterey County Gives!
Central Coast VNA and Hospice	Monterey County Gives! 2019	29,104	2/24/2020	Monterey County Gives!
Youth Arts Collective (YAC)	Monterey County Gives! 2019	34,218	2/24/2020	Monterey County Gives!
Youth Music Monterey	Monterey County Gives! 2019	63,069	2/24/2020	Monterey County Gives!
YWCA Monterey County	Monterey County Gives! 2019	31,483	2/24/2020	Monterey County Gives!
SpectorDance	the Florence Haspel Zeve Award	1,000	2/24/2020	Florence Haspel Zeve Award Fund
Carmel-By-The Sea Public Library Foundation	general operating support Presidential Edition in April	500	2/28/2020	The Carmel Realty Foundation
Tower Foundation of San Jose State University	materials related to underrepresented communities	1,000	2/28/2020	The Fred Terman and Nan Borreson Fund
Spay Neuter Imperative Project California	general operating support	1,000	2/28/2020	Ausonio Family Fund
Veterans Transition Center of Monterey County	general operating support	1,000	2/28/2020	Ausonio Family Fund
Horsepower Sanctuaries	general operating support	1,000	2/28/2020	Ausonio Family Fund
Animal Friends Rescue Project	general operating support	1,000	2/28/2020	Ausonio Family Fund
CASA of Monterey County	general operating support	1,000	2/28/2020	Ausonio Family Fund
Sun Street Centers	the King City Sober House Project	50,000	2/28/2020	John and Annette Romans Family Fund
Hartnell College Foundation	the King City Expansion Project	20,000	2/28/2020	John and Annette Romans Family Fund
Lopez Community Land Trust	the housing assistance fund	6,600	2/28/2020	Ramsey Shirk Fund
Guide Dogs for the Blind	general operating support	500	2/28/2020	Anthony and Lary Lynn Muller Fund
KQED, Inc.	general operating support	500	2/28/2020	Anthony and Lary Lynn Muller Fund
Big Sur Land Trust	general operating support	1,000	2/28/2020	Ausonio Family Fund
Girls Inc. of the Central Coast	general operating support	1,000	2/28/2020	Ausonio Family Fund
Italian Catholic Federation of California Inc	ICF Branch 51 Scholarship Fund	500	2/28/2020	Ausonio Family Fund
Monterey County Agricultural Education, Inc.	general operating support	1,000	2/28/2020	Ausonio Family Fund
American Heart Association	Go Red for Women	1,000	2/28/2020	Ausonio Family Fund
Central Coast VNA and Hospice	general operating support	500	2/28/2020	Ausonio Family Fund
Toro Youth Baseball	sponsorship of Danny Givvin's team	500	2/28/2020	Monterey Firemen's Charitable Association Fund
Boosters at Rising Stars	the Reach for the Stars Invitational	500	2/28/2020	Monterey Firemen's Charitable Association Fund
Monterey County Youth Museum	sponsorship of the Wheelie Mobilee	500	2/28/2020	Monterey Firemen's Charitable Association Fund
Del Monte Forest Conservancy	general improvements and maintenance	45,000	2/28/2020	Del Monte Forest Conservancy Fund

COMMUNITY FOUNDATION FOR MONTEREY COUNTY

GRANTS - February 2020

Grantee	Program Name	Granted	Date	Fund
Center for Community Advocacy	general operating support	25,000	2/28/2020	Antle Family Fund
Salvation Army of Salinas California	general operating support	25,000	2/28/2020	Antle Family Fund
Cal Poly Foundation	Rick Antle Memorial Scholarship	25,000	2/28/2020	Antle Family Fund
Hartnell College Foundation	the Don Crawford Memorial Fund	25,000	2/28/2020	Antle Family Fund
Natividad Medical Foundation	The Agricultural Leadership Council	10,000	2/28/2020	Antle Family Fund
Foundation for Monterey County Free Libraries	general operating support	25	2/28/2020	Pass Thru Fund
LandWatch Monterey County	general operating support	800	2/28/2020	Pass Thru Fund
Interim, Inc.	general operating support	250	2/28/2020	Pass Thru Fund
Monterey County Pops!	general operating support	100	2/28/2020	Pass Thru Fund
Legal Services for Seniors	general operating support	100	2/28/2020	Pass Thru Fund
SpectorDance	general operating support	100	2/28/2020	Pass Thru Fund
Scottish Fiddlers of California	annual draw	16,905	2/28/2020	Learning Opportunities Endowment Fund
Scottish Fiddlers of California	annual draw	2,681	2/28/2020	Maury Richmond Scholarship Stewardship Fund
Ride Out Lyme, Inc.	Linsday Colker's ride on March 7th in Manhattan Beach	500	2/28/2020	The Peter and Jackie Henning Fund
Carmel-By-The Sea Public Library Foundation	Camp David donation	2,500	2/28/2020	The Peter and Jackie Henning Fund
Multiple Sclerosis Quality of Life Project	the February 8th fundraiser	750	2/28/2020	The Peter and Jackie Henning Fund
Amherst College	general operating support	2,000	2/28/2020	The Peter and Jackie Henning Fund
Future Citizens Foundation	Pay-It-Forward Scholarship and Mentoring program	20,000	2/28/2020	The Peter and Jackie Henning Fund
American Civil Liberties Union Foundation, Inc.	operating support	50	2/28/2020	General Endowment Fund of the Community Foundation
Dallas Symphony Foundation	Dallas Symphony Young Strings	50	2/28/2020	General Endowment Fund of the Community Foundation
Future Citizens Foundation	2020 Pay It Forward Scholarship	5,000	2/28/2020	General Endowment - Opportunity Fund
		Total Grants	5,757,156	
Interfund Grants				
Community Foundation for Monterey County	GEN to GHGH	150	2/28/2020	General Endowment Fund of the Community Foundation
Community Foundation for Monterey County	GEN to GENOF	150,000	2/28/2020	General Endowment Fund of the Community Foundation
Community Foundation for Monterey County	GEN to GENNG	50,000	2/28/2020	General Endowment Fund of the Community Foundation
Community Foundation for Monterey County	GIVES TO OUTR	9,347	2/24/2020	Monterey County Gives!
		Total Interfund Grants	209,497	
		Total Grants	5,966,653	