



Here for Good

Community Foundation
for Monterey County

FINANCIAL STATEMENT

For the One Month Ended January 31, 2020

COMMUNITY FOUNDATION FOR MONTEREY COUNTY
FINANCIAL REPORTS
For the One Month Ended January 31, 2020

TABLE OF CONTENTS

Section I – Financial Reports	Page(s)
Notes to Financial Statements	1 - 2
Statement of Financial Position	3 - 4
Statement of Activities	5 - 6
Section II – Combined Operating Fund	
Comparisons of Actual to Budget - Operating Fund	7
Operating Cash on Hand	8
Section III – Fund Reports	
Investment Holdings - Long Term Fund Portfolio	9
Investment Performance Report - Long Term Fund Portfolio	10 - 11
Investment Holdings - Medium Term Fund Portfolio	12
Investment Performance Report - Medium Term Fund Portfolio	13
Investment Holdings - ESG Fund Portfolio	14
Investment Performance Report - ESG Fund Portfolio	15
Investment Holdings - DRIM Portfolio	16
Investment Performance Report - DRIM Portfolio	17
Gifts Received – Current Month	18 - 21
Grants Approved – Current Month	22 - 23

COMMUNITY FOUNDATION FOR MONTEREY COUNTY
NOTES TO THE FINANCIAL STATEMENTS
For the One Month Ended January 31, 2020

Assets

Total Assets through 1/31/2020 are \$290,124,854 a 12.73% increase since January 2019 and a .59% decrease since December 2019. **(p. 4)**

Charitable Remainder Trusts (CRT) and Charitable Gift Annuities (CGA)

The CRT and CGA funds have been adjusted to reflect the activity and balances per Kaspick & Company and the third-party account balances as of December 31, 2020. **(p. 4)**

Realized and Unrealized Gains and Losses on Investments

Net year-to-date realized gains were \$1,285, and unrealized losses were \$1,271,966, for a total loss of \$1,270,681. **(p. 6)**

Operating Fund

Total revenue was \$22,480 more than the budget, and total expenses were \$4,309 more than the budget. Unrealized gains were \$2,429 on the operating reserve held in the Medium-Term Fund portfolio. The actual net operating deficit is \$255,074 compared to a budgeted deficit of \$275,647. **(p. 7)**

Note: The Expendable Operating Cash-on-Hand is at 5.5 months, excluding the operating reserve of \$500,000 and the building reserve of \$150,000. **(p. 8)**

Portfolio Performance

The market value of the Long-Term Fund portfolio at 1/31/2020 was \$225,212,482. The one-year Total Return for the Long-Term Endowment Portfolio was 10.2% compared to the Policy Index of 11.3%. **(p. 9-11)**

The market value of the Medium-Term Fund portfolio at 1/31/2020 was \$7,893,875. The one-year Total Return for the Long-Term Endowment Portfolio was 11.1% compared to the Policy Index of 11.2%. **(p. 12-13)**

The market value of the ESG Fund portfolio at 1/31/2020 was \$3,840,343. The one-year Total Return for the Long-Term Endowment Portfolio was 13.7% compared to the Policy Index of 14.2%. **(p. 14-15)**

The market value of the DRIM Fund portfolio at 1/31/2020 was \$2,598,988. The one-year Total Return for the DRIM Portfolio was 14.8% compared to the Policy Index of 22.4%. Due to the timing of the DRIM reports, there is a one-month lag in the performance reporting. **(p. 16-17)**

Special Program Funds

Special Program Funds include: Pathways to Safety, funded by the ACTION Council of Monterey County; the Center for Nonprofit Excellence funded by the David and Lucile Packard Foundation; the College Futures Foundation program, funded by the College Futures Foundation; and the Salinas Leadership project, funded by the James Irvine Foundation; and the Monterey County Gives annual campaign.

Total Special Program revenue was \$2,667 and total expenses were \$48,335. **(p. 5-6)**

COMMUNITY FOUNDATION FOR MONTEREY COUNTY
NOTES TO THE FINANCIAL STATEMENTS
For the One Month Ended January 31, 2020

Gifts, Pledges, Bequests, Future Funds Greater than \$25,000, and Grants

Total new contributions for the month were \$1,006,143, including: **(p. 18-21)**

Donor	Date	Amount	Fund
Mr. & Mrs. William and Nancy Doolittle	1/6/2020	296,010	Doolittle Fund
Ms. Michele Tottino Pecci	1/8/2020	100,766	Hugo and Dolores Tottino Family Scholarship Fund
Marti and Stephen P. Diamond	1/9/2020	235,500	Marti and Steve Diamond Charitable Foundation Fund
Church in the Forest	1/14/2020	100,000	Church in the Forest Stewardship Fund
Mr. & Mrs. Gifford and Pam Lehman	1/21/2020	49,996	Lehman Family Fund
Mr. & Mrs. John A. and Beth Neidel	1/22/2020	26,124	Neidel Family Fund
Monterey County Auditor-Controller	1/27/2020	70,000	Census 2020 Fund - Pooled Fund
California Rodeo, Inc.	1/31/2020	30,000	California Rodeo Salinas Fund

Grants to agencies for the month totaling \$1,149,776 were approved and recorded. **(p. 22-23)**

COMMUNITY FOUNDATION FOR MONTEREY COUNTY
STATEMENT OF FINANCIAL POSITION
CONSOLIDATED - ALL FUNDS
For the One Month Ended January 31, 2020 and January 31, 2019

	<u>COMBINED OPERATING</u>	<u>SPECIAL PROGRAMS</u>	<u>ENDOWMENT</u>	<u>NON ENDOWED</u>	<u>BEQUEST, CRT RECEIVABLES</u>	<u>TOTAL January 31, 2020</u>	<u>TOTAL January 31, 2019</u>
ASSETS							
Cash:							
Cash & Cash Equivalents	2,048,297	6,219,261	2,770	3,443,708	0	11,714,036	14,071,418
Investments - Long Term Fund Portfolio	0	0	163,044,106	62,168,376	0	225,212,482	175,141,025
Investments - Medium Term Fund Portfolio	618,608	0	0	7,275,268	0	7,893,875	4,990,661
Investments - ESG Fund Portfolio	0	0	3,263,556	576,787	0	3,840,343	3,457,036
Separately Invested - DRIM Portfolio	0	0	0	2,598,988	0	2,598,988	2,740,820
Separately Invested - Pony Trust	0	340,346	0	0	0	340,346	0
Total Cash & Investments	2,666,905	6,559,607	166,310,431	76,063,126	0	251,600,070	200,400,960
Accounts Receivable:	0	0	0	0	0		
Pledges & Contributions Receivable	0	0	4,000	862,750	481,295	1,348,045	399,064
Bequests & Remainder Interest	0	0	0	0	264,615	264,615	316,588
Due from OPER	0	0	1,185,530	0	0	1,185,530	1,247,737
Investment in an LLC	0	0	0	0	0	0	21,000,000
Charitable Remainder Trusts	0	0	0	0	4,130,967	4,130,967	3,449,120
Charitable Gift Annuities	0	0	0	0	29,665,865	29,665,865	28,677,893
Total Accounts Receivable	0	0	1,189,530	862,750	34,542,742	36,595,022	55,090,401
Other Assets:							
Prepaid Expenses	54,620	0	0	0	0	54,620	33,847
Property-Net of Depreciation	1,875,142	0	0	0	0	1,875,142	2,137,905
de Guigne Property Improvements	0	0	0	0	0	0	0
Total Other Assets	1,929,762	0	0	0	0	1,929,762	2,171,751
TOTAL ASSETS	4,596,667	6,559,607	167,499,962	76,925,876	34,542,742	290,124,854	257,663,112

COMMUNITY FOUNDATION FOR MONTEREY COUNTY
STATEMENT OF FINANCIAL POSITION
CONSOLIDATED - ALL FUNDS
For the One Month Ended January 31, 2020 and January 31, 2019

	<u>COMBINED OPERATING</u>	<u>SPECIAL PROGRAMS</u>	<u>ENDOWMENT</u>	<u>NON ENDOWED</u>	<u>BEQUEST, CRT RECEIVABLES</u>	<u>TOTAL January 31, 2020</u>	<u>TOTAL January 31, 2019</u>
LIABILITIES & NET ASSETS							
Liabilities:							
Grants Payable	0	0	225,950	614,650	0	840,600	828,218
Contingent Liabilities	0	0	0	0	21,524,020	21,524,020	20,117,541
Funds held as Agency Endowments	0	0	6,520,944	0	0	6,520,944	5,618,470
Funds held as Stewardship Funds	0	0	0	31,099,027	0	31,099,027	21,850,007
Payroll, Misc. and Accts Payable	1,336,537	4,489	0	0	0	1,341,026	1,411,151
Total Liabilities	1,336,537	4,489	6,746,894	31,713,677	21,524,020	61,325,617	49,825,388
Net Assets:							
Net Assets-Beginning Balance	3,515,842	6,600,083	161,596,558	45,604,358	13,018,722	230,335,563	198,371,158
Change in Net Assets - Current Year	(255,712)	(44,965)	(843,490)	(392,159)	0	(1,536,326)	9,466,567
Total Net Assets	3,260,130	6,555,118	160,753,068	45,212,199	13,018,722	228,799,238	207,837,724
TOTAL LIABILITIES & NET ASSETS	4,596,667	6,559,607	167,499,962	76,925,876	34,542,742	290,124,854	257,663,112

COMMUNITY FOUNDATION FOR MONTEREY COUNTY
STATEMENT OF ACTIVITIES
CONSOLIDATED - ALL FUNDS
For the One Month Ended January 31, 2020 and January 31, 2019

	<u>COMBINED OPERATING</u>	<u>SPECIAL PROGRAMS</u>	<u>ENDOWMENT</u>	<u>NON ENDOWED</u>	<u>BEQUEST, CRT RECEIVABLES</u>	<u>TOTAL January 31, 2020</u>	<u>TOTAL January 31, 2019</u>
SUPPORT AND REVENUE:							
Contributions	10,100	500	31,671	962,372	0	1,004,643	837,838
Interfund Gifts	0	0	0	77,450	0	77,450	0
Pledge Payments Received	0	0	0	0	0	0	367,750
Future Contributions-A/R-Pledge-CRT-CGA	0	0	0	0	0	0	
Contributions Received via Bequest	0	0	0	0	0	0	
Change in Value, Split Interest Trusts, Future Assets	0	0	0	0	0	0	0
Gain/Loss on Sale of Property	0	0	1,935	0	0	1,935	0
Income from Related Party (LLC)	0	0	0	0	0	0	0
Interest & Dividend Income	5,024	2,167	124,241	58,556	0	189,988	163,745
Administrative Fees	3,352	0	0	0	0	3,352	12,334
Fees from Special Projects	1,663	0	0	0	0	1,663	2,371
Workshop and Contract Service Income	2,610	0	0	0	0	2,610	0
Misc Income/Returned Grants	5,088	0	0	0	0	5,088	0
Total Support and Revenue	27,837	2,667	157,848	1,098,378	0	1,286,730	1,384,038
EXPENSES:							
Operating Expenses and Distributions:							
Salaries & Benefits	190,580	0	0	0	0	190,580	171,644
Administrative Costs	60,564	39,022	0	0	0	99,586	95,536
Occupancy Costs	23,847	0	0	0	0	23,847	8,342
Development Expenses	10,960	8,143	0	0	0	19,102	9,815
Board & Committee Expenses	0	0	0	0	0	0	615
Total Operating Expenses	285,951	47,164	0	0	0	333,115	285,953

COMMUNITY FOUNDATION FOR MONTEREY COUNTY
STATEMENT OF ACTIVITIES
CONSOLIDATED - ALL FUNDS
For the One Month Ended January 31, 2020 and January 31, 2019

	<u>COMBINED OPERATING</u>	<u>SPECIAL PROGRAMS</u>	<u>ENDOWMENT</u>	<u>NON ENDOWED</u>	<u>BEQUEST, CRT RECEIVABLES</u>	<u>TOTAL January 31, 2020</u>	<u>TOTAL January 31, 2019</u>
Grants and Grant Related Expenses:							
Grants	0	0	16,250	1,056,076	0	1,072,326	323,220
Interfund Grants	0	0	0	77,450	0	77,450	0
Pledge Payments Paid	0	0	0	0	0	0	367,750
Bequests Payments/Transfers	0	0	0	0	0	0	0
Other Expenses	0	1,171	0	21,620	0	22,791	7,101
Other Payments/Transfers	0	0	(29,399)	29,399	0	0	0
Grant Related Expenses	0	0	0	0	0	0	1,760
Administrative Fees	0	0	0	3,352	0	3,352	12,334
Fees to Managers	27	0	31,096	12,218	0	43,341	42,699
Total Grants and Grant Related Expenses	27	1,171	17,947	1,200,115	0	1,219,260	754,863
 Total Expenses and Grants	 285,978	 48,335	 17,947	 1,200,115	 0	 1,552,375	 1,040,817
 Excess of Revenues (Expenses)							
Before Gains on Investments & Transfers	(258,140)	(45,668)	139,901	(101,737)	0	(265,645)	343,222
 GAINS(LOSS) ON INVESTMENTS:							
Realized-Gain (Loss)	0	286	0	999	0	1,285	266
Unrealized-Gain(Loss)	2,429	416	(983,390)	(291,421)	0	(1,271,966)	9,123,079
Total Gain/(Loss) on Investments	2,429	703	(983,390)	(290,422)	0	(1,270,681)	9,123,345
 Change in Net Assets	 (255,712)	 (44,965)	 (843,490)	 (392,159)	 0	 (1,536,326)	 9,466,567
 Net Assets Beginning of Year	 3,515,842	 6,600,083	 161,596,558	 45,604,358	 13,018,722	 230,335,563	 198,371,158
 Net Assets, End of Period	 3,260,130	 6,555,118	 160,753,068	 45,212,199	 13,018,722	 228,799,238	 207,837,724

COMMUNITY FOUNDATION FOR MONTEREY COUNTY
Combined Operating Fund Budget vs. Actual

For the One Month Ended January 31, 2020 and January 31, 2019

	Year-To-Date			YTD Actual 1/31/2019
	Actual	Budget	Variance	
REVENUE				
Contributions - Foundations	10,000	0	10,000	2,500
Contributions - Indiv/Corp	100	3,100	(3,000)	1,200
Contributions - Interfund	0	0	0	0
Bequests Received	0	0	0	0
Admin Fees	3,352	0	3,352	1,188
Special Project Fees	1,663	1,007	656	1,292
Workshops/Contracts	2,610	0	2,610	20
Miscellaneous Income	5,088	0	5,088	15,013
Interest and Dividends	5,024	1,250	3,774	1,242
Total Revenue	27,837	5,357	22,480	22,454
EXPENSE				
Personnel				
Salaries and Wages	143,472	148,783	(5,311)	118,851
Payroll Taxes	13,425	11,357	2,068	11,072
Insurance and Other Benefits	33,683	33,824	(141)	26,994
Sub-total	190,580	193,964	(3,384)	156,918
Administrative				
Supplies	1,971	1,833	138	5,098
Equip / Computer Maintenance	4,414	5,190	(776)	7,716
Bank Charges	1,924	1,400	524	1,727
Printing	963	0	963	3,587
Postage / Freight	1,497	1,042	455	14,004
Dues/Subscriptions	20,716	18,945	1,771	0
Services (legal, acct, consult)	18,402	15,974	2,428	13,416
D&O Insurance	0	0	0	2,737
Telecommunications	1,295	1,483	(188)	1,417
Conferences & Training	2,706	1,400	1,306	1,000
Miscellaneous	0	0	0	60
Depreciation	6,677	6,677	0	6,864
Sub-total	60,564	53,944	6,620	57,626
Facilities				
Property / Liability Insurance	10,765	11,000	(235)	36
Maintenance / Repairs	5,395	917	4,478	1,913
Janitorial & Landscaping	1,495	1,708	(213)	1,445
Rent	0	4,332	(4,332)	3,856
Mortgage, Interest & Property Taxes	3,970	4,176	(206)	4,363
Utilities	2,222	2,583	(361)	3,063
Sub-total	23,847	24,716	(869)	14,676
Development, Program & Staff				
Donor Development	1,878	1,975	(97)	3,744
Advertising & Promotion	5,883	3,100	2,783	3,897
Mileage, Meals & Meetings	6	897	(891)	1,156
Workshops	2,292	2,158	134	0
Annual Meetings	0	0	0	0
Annual Report	0	0	0	0
Staff Recognition Expenses	263	250	13	585
Board & Committee Expenses	0	0	0	161
Sub-total	10,322	8,380	1,942	9,542
Total Expenses	285,313	281,004	4,309	238,762
Net Income / (Loss) Before Investment Returns	(257,476)	(275,647)	18,171	(216,308)
Realized Gains/(Losses)	2,429	0	2,429	0
Unrealized Gains/(Losses)	0	0	0	7,542
Investment Management Fee	27	0	27	0
Net Income / (Loss) Including Investment Returns	(255,074)	(275,647)	20,573	(208,766)

COMMUNITY FOUNDATION FOR MONTEREY COUNTY
Operating Cash on Hand and Reserves - January 2020
With Projections through April 2020

Operating Cash on Hand:

Cash & Cash Equivalents	2,666,905
Less: Liabilities, excluding future period loan payments	265,043
Total Cash Available	2,401,862

Add: Accounts Receivable	
Prepaid Expenses	54,620
Total Accounts Receivable and Prepaid Expenses	54,620

Total Cash Expendable **2,456,483**

Restrictions on cash available

Less: Building Reserve	(150,000)
Less: Operating Reserve	(500,000)
Total Restricted Cash	(650,000)

Unrestricted cash available **1,806,483**

<i>Estimated revenue-Next Quarter</i>	811,327
<i>Estimated spending-Next Quarter</i>	(989,746)

Estimated unrestricted cash remaining **1,628,064**

BUDGET
2020

Notes:	
Annual Expenses excluding depreciation	3,500,360
Capital Expenses-Depreciation	80,130
Total Cash needs	3,580,490

(1) One month reserve	298,374
(2) Six-month reserve	1,790,245
(3) Number of months of expendable cash on hand	5.5






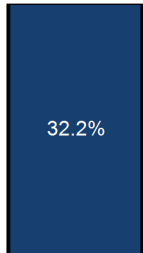

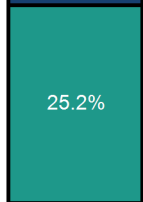
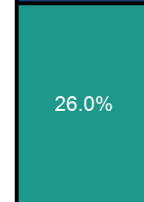
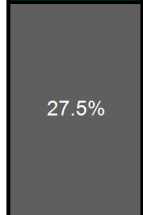





COMMUNITY FOUNDATION FOR MONTEREY COUNTY
LONG TERM INVESTMENT PORTFOLIO
Activity for the Month of: January 2020

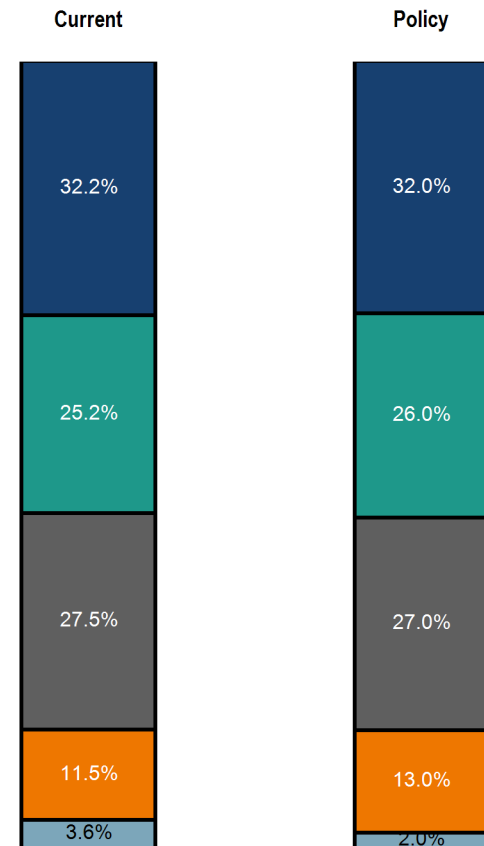
Market At Last Trade Date	Number of Shares	Code	Investment Account	Beginning Book	Beginning Market	Net Additions	Transfers	Interest & Dividends	Realized Gain(Loss)	Unrealized Gain(Loss)	Ending Book	Ending Market	Actual %	Board Policy
<u>CASH ACCOUNTS:</u>														
1.00	0.00	MS	Rabobank Endowment	93,691	93,691	97,787	0	0	0	0	207,050	207,050		
1.00	0	SWUXX	Schwab-MM/SWVXX	2,354,233	2,354,233	(469,638)	0	592	0	96	1,885,282	1,885,282		
1.00	0	SWUXX	Schwab Treasury-Cash	5,934,865	5,934,865	(50)	72,647	1,495	0	0	6,008,957	6,008,957		
			TOTAL CASH	8,382,788	8,382,788	(371,901)	72,647	2,087	0	96	8,101,289	8,101,289	3.6%	4.4%
<u>BOND ACCOUNTS:</u>														
14.25	1,366,856.58	DODIX	Dodge & Cox Income	18,516,151	19,176,998	0	0	0	0	300,708	18,516,151	19,477,706	8.6%	8.9%
12.09	1,990,849.03	JCBUX	JP Morgan Core Bond	23,364,172	23,571,653	0	(50,707)	50,707	0	497,712	23,364,172	24,069,365	10.7%	12.0%
26.42	318,958.21	VAIPX	Vanguard Inflation	8,794,912	8,254,638	0	0	0	0	172,237	8,794,912	8,426,876	3.7%	4.0%
10.80	905,625.84	VFSUX	Vanguard Short Term	9,695,177	9,717,365	0	(21,940)	21,940	0	63,394	9,695,177	9,780,759	4.3%	6.3%
			TOTAL BONDS	60,370,413	60,720,654	0	(72,647)	72,647	0	1,034,052	60,370,413	61,754,706	27.4%	31.2%
			TOTAL FIXED INC.	68,753,202	69,103,443	(371,901)	0	74,734	0	1,034,148	68,471,702	69,855,995	31.0%	35.6%
<u>ALTERNATIVE INVESTMENTS:</u>														
1,463.27	6,431.43	ASB	ASB Capital Management, LLC	8,600,000	9,410,947	(84,168)	0	72,193	0	47,906	8,600,000	9,446,878	4.2%	2.5%
41.49	73,694.35	DFREX	DFA Real Estate	2,075,214	3,015,573	0	0	0	0	42,006	2,075,214	3,057,579	1.4%	2.6%
644.39	13,525.93	TAPCB	TAP CommodityBuilders	11,223,000	8,716,016	(5,638)	0	0	0	463,497	11,223,000	9,173,875	4.1%	3.8%
133.12	22,770.78	VGSLX	Vanguard REIT Index	2,313,222	2,996,179	0	0	0	0	35,067	2,313,222	3,031,246	1.3%	2.6%
			TOTAL ALTERNATIVE	24,211,436	24,138,716	(89,806)	0	72,193	0	588,476	24,211,436	24,709,578	11.0%	11.5%
<u>COMMUNITY IMPACT INVESTMENTS:</u>														
			CA FarmLink	375,000	750,000	0	(13,489)	13,489	0	0	375,000	750,000	0.33%	
			Opportunity Fund	1,000,000	1,000,000	0	(2,083)	2,083	0	0	1,000,000	1,000,000	0.44%	
			TOTAL CII	1,375,000	1,750,000	0	(15,572)	15,572	0	0	1,375,000	1,750,000	0.78%	
<u>SMALL CAP:</u>														
80.48	82,748.00	IJR	iShares-S&P 600 Index	1,690,385	6,938,420	0	0	0	0	(278,861)	1,690,385	6,659,559	3.0%	2.9%
			TOTAL SMALL CAP	1,690,385	6,938,420	0	0	0	0	(278,861)	1,690,385	6,659,559	3.0%	2.9%
<u>MID CAP:</u>														
200.46	22,433.00	IJH	iShares-S&P 400 Index	446,554	4,617,160	0	0	0	0	(120,241)	446,554	4,496,919	2.0%	1.9%
			TOTAL MID CAP	446,554	4,617,160	0	0	0	0	(120,241)	446,554	4,496,919	2.0%	1.9%
<u>LARGE CAP:</u>														
187.45	45,048.82	DODGX	Dodge & Cox Stock Fund	5,759,054	8,728,659	0	0	0	0	(284,258)	5,759,054	8,444,401	3.7%	3.5%
133.56	50,395.00	IWD	iShares Russell 1000 Value	3,721,902	6,877,910	0	0	0	0	(147,153)	3,721,902	6,730,756	3.0%	2.8%
45.05	362,105.06	TRLGX	T Rowe Price	6,136,444	15,950,728	0	0	0	0	362,105	6,136,444	16,312,833	7.2%	6.7%
290.11	102,251.95	VINIX	Vanguard Index 500	13,869,954	29,676,582	0	0	0	0	(12,270)	13,869,954	29,664,312	13.2%	12.0%
			TOTAL LARGE CAP	29,487,354	61,233,879	0	0	0	0	(81,577)	29,487,354	61,152,303	27.2%	25.0%
<u>INTERNATIONAL:</u>														
26.38	162,065.69	DFEVX	DFA Emerging Markets	4,558,048	4,649,665	0	0	0	0	(374,372)	4,558,048	4,275,293	1.9%	1.5%
53.77	224,542.22	AEPFX	EuroPacific	9,799,026	12,453,112	0	0	0	0	(379,476)	9,799,026	12,073,635	5.4%	5.3%
18.17	362,974.15	DFISX	DFA Int'l Small Co. Portfolio	6,915,743	6,860,211	0	0	0	0	(264,971)	6,915,743	6,595,240	2.9%	2.8%
41.45	280,093.60	DODFX	Dodge & Cox International	10,030,008	12,212,081	0	0	0	0	(602,201)	10,030,008	11,609,880	5.2%	4.5%
13.75	962,646.32	VTMGX	Vanguard Developed Mkts	11,120,120	13,611,819	0	0	0	0	(375,432)	11,120,120	13,236,387	5.9%	6.0%
42.01	209,419.00	VWO	Vanguard FTSE Emerging	8,467,491	9,312,863	0	0	0	0	(515,171)	8,467,491	8,797,692	3.9%	3.1%
			TOTAL INT'L	50,890,436	59,099,751	0	0	0	0	(2,511,623)	50,890,436	56,588,127	25.1%	23.2%
			TOTAL EQUITIES	106,726,164	156,027,926	(89,806)	0	72,193	0	(2,403,826)	106,726,164	155,356,487	58.0%	53.0%
			GRAND TOTALS	175,479,366	225,131,368	(461,708)	0	146,927	0	(1,369,678)	175,197,866	225,212,482	100.0%	100.0%

Long-Term Portfolio

Executive Summary - Preliminary (Net of Fees)

Period Ending: January 31, 2020

	Market Value	% of Portfolio	1 Mo	1 Yr	3 Yrs	5 Yrs	10 Yrs		Current	%	Policy	%	
Total Fund	224,519,861	100.0	-1.1	10.2	7.6	6.1	7.5		Domestic Equity	\$72,308,781	32.2%	\$71,846,355	32.0%
Policy Index			-0.8	11.3	7.9	6.2	7.5		International Equity	\$56,588,127	25.2%	\$58,375,164	26.0%
60% MSCI ACWI/40% BBgBarc US Aggregate			0.1	14.0	9.0	6.8	7.6		Domestic Fixed Income	\$61,754,706	27.5%	\$60,620,362	27.0%
Domestic Equity	72,308,781	32.2	-0.7	16.9	13.6	12.2	--		Alternatives	\$25,766,957	11.5%	\$29,187,582	13.0%
Vanguard Institutional Index I	29,664,312	13.2	0.0	21.7	14.5	12.3	13.9		Cash and Equivalents	\$8,101,289	3.6%	\$4,490,397	2.0%
S&P 500			0.0	21.7	14.5	12.4	14.0		Total	\$224,519,861	100.0%	\$224,519,861	100.0%
T. Rowe Price Large Cap Growth	16,312,833	7.3	2.3	18.8	21.5	16.5	17.0						
Russell 1000 Growth			2.2	27.9	20.0	15.5	16.0						
Dodge & Cox Stock	8,444,401	3.8	-3.3	11.3	9.1	10.2	12.4		Current		Policy		
Russell 1000 Value			-2.2	14.9	8.6	8.7	11.9						
iShares Russell 1000 Value Index ETF	6,730,756	3.0	-2.1	14.7	8.4	8.5	11.7		32.2%		32.0%		
Russell 1000 Value			-2.2	14.9	8.6	8.7	11.9						
iShares S&P Midcap 400 Index Fund ETF	4,496,919	2.0	-2.6	11.3	7.6	8.5	12.7		25.2%		26.0%		
S&P 400 MidCap			-2.6	11.3	7.7	8.7	12.8						
iShares S&P Small Cap 600 Index ETF	6,659,559	3.0	-4.0	6.6	7.1	9.4	13.2		27.5%		27.0%		
S&P 600 SmallCap			-4.0	6.6	7.0	9.5	13.3						
International Equity	56,588,127	25.2	-4.2	8.1	6.7	4.9	--		11.5%		13.0%		
Dodge & Cox International Stock	11,609,880	5.2	-4.9	7.6	4.4	2.8	5.7						
MSCI ACWI ex USA Gross			-2.7	10.5	8.1	5.5	5.7						
MSCI ACWI ex USA Value			-4.4	2.9	4.2	2.9	3.7						
American Funds Europacific Growth F2	12,073,635	5.4	-3.0	14.1	9.6	6.4	6.9						
MSCI ACWI ex USA Gross			-2.7	10.5	8.1	5.5	5.7						
MSCI ACWI ex USA Growth			-1.0	17.2	11.1	6.9	6.7						
Vanguard Developed Market Index Adm	13,236,387	5.9	-2.8	10.6	7.4	5.4	6.0						
Spliced Vanguard Developed Markets Index			-2.3	11.1	7.4	5.3	5.8						
DFA International Small Company I	6,595,240	2.9	-3.9	10.7	6.4	7.2	7.8						
MSCI World ex USA Small Cap			-2.9	12.3	8.1	7.7	7.9						
DFA Emerging Markets Value I	4,275,293	1.9	-8.1	-6.0	3.8	3.1	2.0						
MSCI Emerging Markets Gross			-4.7	4.2	8.3	4.9	4.1						
Vanguard FTSE Emerging Markets ETF	8,797,692	3.9	-5.5	4.0	6.5	3.9	3.6						
Spliced Vanguard Emerging Markets Stock Index			-4.3	6.8	7.2	3.9	3.7						








The Policy Index consists of the following: 25% S&P 500, 2% S&P 400 Mid Cap, 3% S&P Small Cap 600, 16% MSCI ACWI Ex US, 3% MSCI EAFE Small Cap, 6% MSCI Emerging Markets Free, 20% BBgBarc US Aggregate, 5% BBgBarc US 1-5 Yr Credit, 4% BBgBarc US TIPS, 5% Bloomberg Commodity, 3% FTSE NAREIT, 6% NCREIF ODCE Net, 2% 91-Day Treasury Bills. Schwab cash values reflect transactions in transit as provided by CFMC. All data is preliminary.

Long-Term Portfolio

Executive Summary - Preliminary (Net of Fees)

Period Ending: January 31, 2020

	Market Value	% of Portfolio	1 Mo	1 Yr	3 Yrs	5 Yrs	10 Yrs		Current	%	Policy	%
								 Domestic Equity	\$72,308,781	32.2%	\$71,846,355	32.0%
Domestic Fixed Income	61,754,706	27.5	1.8	9.1	4.4	3.1	--	 International Equity	\$56,588,127	25.2%	\$58,375,164	26.0%
Dodge & Cox Income	19,477,706	8.7	1.6	9.8	4.9	3.7	4.5	 Domestic Fixed Income	\$61,754,706	27.5%	\$60,620,362	27.0%
BBgBarc US Aggregate TR			1.9	9.6	4.6	3.0	3.8	 Alternatives	\$25,766,957	11.5%	\$29,187,582	13.0%
JP Morgan Core Bond R6	24,069,365	10.7	2.3	10.1	4.9	3.3	4.1	 Cash and Equivalents	\$8,101,289	3.6%	\$4,490,397	2.0%
BBgBarc US Aggregate TR			1.9	9.6	4.6	3.0	3.8	Total	\$224,519,861	100.0%	\$224,519,861	100.0%
Vanguard Short-Term Investment Grade Adm	9,780,759	4.4	0.9	5.9	3.1	2.6	2.7					
BBgBarc US Credit 1-5 Yr TR			0.9	6.5	3.5	2.7	3.0					
Vanguard Inflation-Protected Securities Adm	8,426,876	3.8	2.1	8.9	3.5	2.3	3.3					
BBgBarc US TIPS TR			2.1	9.2	3.7	2.4	3.4					
Alternatives	25,766,957	11.5	-2.3	3.0	2.8	1.7	--					
Gresham TAP Commodity Builder	8,481,254	3.8	-7.5	-5.0	-2.6	-4.3	--					
Bloomberg Commodity Index TR USD			-7.4	-5.4	-3.5	-4.7	--					
ASB Capital Management	9,446,878	4.2	0.0	3.0	4.4	6.6	10.4					
NCREIF ODCE Net			0.0	4.4	6.1	8.0	10.4					
DFA Real Estate Securities I	3,057,579	1.4	1.4	16.7	10.1	6.9	13.2					
Wilshire REIT			0.8	13.7	8.2	5.7	12.7					
Vanguard Real Estate Index Adm	3,031,246	1.4	1.2	16.7	8.8	6.0	12.7					
Spliced Vanguard Real Estate Index			1.2	17.2	9.0	6.2	12.8					
Wilshire REIT			0.8	13.7	8.2	5.7	12.7					
Community Impact Investments	1,750,000	0.8	0.9	2.3	--	--	--					
CA FarmLink	750,000	0.3	1.8	1.9	--	--	--					
2.5% Annualized Return Index			0.2	2.5	--	--	--					
Opportunity Fund	1,000,000	0.4	0.2	2.5	--	--	--					
2.5% Annualized Return Index			0.2	2.5	--	--	--					
Cash and Equivalents	8,101,289	3.6	0.0	0.4	0.6	0.4	--					
Schwab Value Advantage Money Premier	1,885,282	0.8	0.0	0.6	0.2	0.2	0.1					
First National Cash	0	0.0	0.0	0.0	0.0	0.0	--					
Rabobank Endowment	207,050	0.1	0.0	0.0	0.0	0.0	--					
Schwab Cash	6,008,957	2.7	0.0	0.5	0.7	0.4	0.2					
91 Day T-Bills			0.1	2.0	1.7	1.1	0.6					

32.2%

25.2%

27.5%

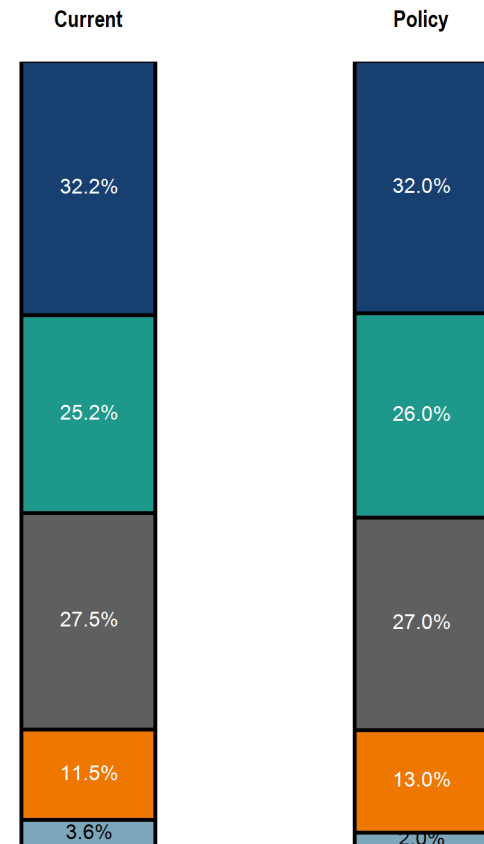
11.5%

32.0%

26.0%

27.0%

13.0%



The Policy Index consists of the following: 25% S&P 500, 2% S&P 400 Mid Cap, 3% S&P Small Cap 600, 16% MSCI ACWI Ex US, 3% MSCI EAFE Small Cap, 6% MSCI Emerging Markets Free, 20% BBgBarc US Aggregate, 5% BBgBarc US 1-5 Yr Credit, 4% BBgBarc US TIPS, 5% Bloomberg Commodity, 3% FTSE NAREIT, 6% NCREIF ODCE Net, 2% 91-Day Treasury Bills. Schwab cash values reflect transactions in transit as provided by CFMC. CA FarmLink and Opportunity Fund funded 1/31/2019. All data is preliminary.

COMMUNITY FOUNDATION FOR MONTEREY COUNTY
MEDIUM TERM FUND PORTFOLIO
Activity for the Month of: January 2020

Market At Last Trade Date	Number of Shares	Code	Investment Account	Beginning Book	Beginning Market	Net Additions	Transfers	Interest & Dividends	Realized Gain(Loss)	Unrealized Gain(Loss)	Ending Book	Ending Market	Actual %	Board Policy
<u>CASH ACCOUNTS:</u>														
0.00	0.00	SWUXX	Schwab - Cash	246,194	246,194	242,682	6,457	13	0	0	495,333	495,333		
			TOTAL CASH	246,194	246,194	242,682	6,457	13	0	0	495,333	495,333	6.3%	0.0%
<u>BOND ACCOUNTS:</u>														
14.25	125,845.16	DODIX	Dodge & Cox Income Fund	1,733,312	1,765,608	0	0	0	0	27,686	1,733,312	1,793,294	22.7%	25.0%
10.80	103,443.49	VFSUX	Vanguard Short Term	1,106,623	1,109,949	0	(2,506)	2,506	0	7,241	1,106,623	1,117,190	14.2%	15.0%
11.26	160,608.91	VBTLX	Vanguard Total Bond Market Index	1,727,018	1,774,728	0	(3,938)	3,938	0	33,728	1,727,018	1,808,456	22.9%	25.0%
			TOTAL BONDS	4,566,953	4,650,285	0	(6,444)	6,444	0	68,655	4,566,953	4,718,940	59.8%	65.0%
			TOTAL FIXED INC.	4,813,147	4,896,478	242,682	13	6,457	0	68,655	5,062,286	5,214,272	66.1%	65.0%
<u>DOMESTIC:</u>														
146.36	10,182.38	VTHR	Vanguard Russell 3000	1,180,309	1,490,803	0	0	0	0	(509)	1,180,309	1,490,294	18.9%	19.0%
			TOTAL DOMESTIC	1,180,309	1,490,803	0	0	0	0	(509)	1,180,309	1,490,294	18.9%	19.0%
<u>INTERNATIONAL:</u>														
53.77	22,118.46	AEAFX	EuroPacific	1,103,411	1,226,690	0	0	0	0	(37,380)	1,103,411	1,189,309	15.1%	16.0%
			TOTAL INTERNATIONAL	1,103,411	1,226,690	0	0	0	0	(37,380)	1,103,411	1,189,309	15.1%	16.0%
			TOTAL EQUITIES	2,283,720	2,717,492	0	0	0	0	(37,889)	2,283,720	2,679,603	33.9%	35.0%
			GRAND TOTALS	7,096,867	7,613,971	242,682	13	6,457	0	30,766	7,346,006	7,893,875	100.0%	100.0%

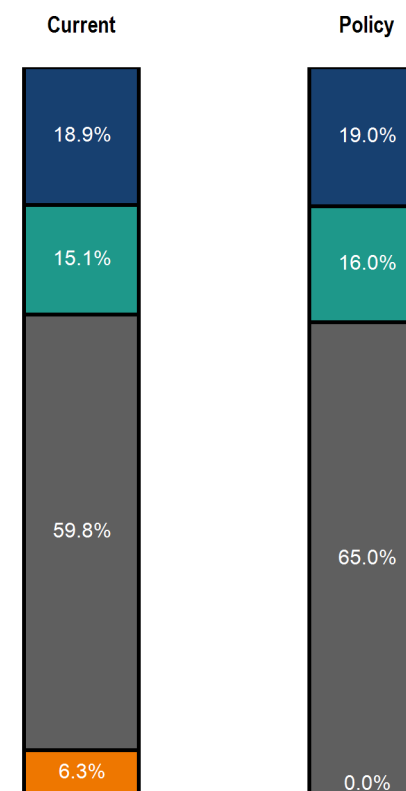
Medium Term Fund

Executive Summary - Preliminary (Net of Fees)

Period Ending: January 31, 2020

	Market Value	% of Portfolio	1 Mo	1 Yr	3 Yrs	5 Yrs	10 Yrs
Total Fund	7,893,876	100.0	0.5	11.1	6.5	--	--
<i>Policy Index</i>			0.6	11.2	6.8	5.1	6.0
Domestic Equity	1,490,294	18.9	0.0	20.4	13.7	--	--
Vanguard Russell 3000	1,490,294	18.9	0.0	20.4	13.7	11.5	--
<i>Russell 3000</i>			-0.1	20.5	13.8	11.8	13.8
International Equity	1,189,309	15.1	-3.0	14.1	9.6	--	--
American Funds Europacific Growth F2	1,189,309	15.1	-3.0	14.1	9.6	6.4	6.9
<i>MSCI ACWI ex USA Gross</i>			-2.7	10.5	8.1	5.5	5.7
Domestic Fixed Income	4,718,940	59.8	1.6	8.9	4.4	--	--
Vanguard Total Bond Market Index	1,808,456	22.9	2.1	9.9	4.7	3.0	3.7
Dodge & Cox Income	1,793,294	22.7	1.6	9.8	4.9	3.7	4.5
<i>BBgBarc US Aggregate TR</i>			1.9	9.6	4.6	3.0	3.8
Vanguard Short-Term Investment Grade Adm	1,117,190	14.2	0.9	5.9	3.1	2.6	2.7
<i>BBgBarc US Credit 1-5 Yr TR</i>			0.9	6.5	3.5	2.7	3.0
Cash and Equivalents	495,333	6.3	0.0	0.2	0.3	--	--
Schwab Cash	495,333	6.3	0.0	0.2	0.3	--	--
<i>91 Day T-Bills</i>			0.1	2.0	1.7	1.1	0.6

	Current	%	Policy	%
Domestic Equity	\$1,490,294	18.9%	\$1,499,836	19.0%
International Equity	\$1,189,309	15.1%	\$1,263,020	16.0%
Domestic Fixed Income	\$4,718,940	59.8%	\$5,131,019	65.0%
Cash and Equivalents	\$495,333	6.3%	\$0	0.0%
Total	\$7,893,876	100.0%	\$7,893,876	100.0%



Policy Index: 19% Russell 3000, 16% MSCI ACWI Ex US, 50% BBgBarc US Aggregate, 15% BBgBarc 1-5 Year Gov/Credit. Medium Pool portfolio funded 5/13/2016. Fund performance has been backfilled and represents actual performance for periods shown. All data is preliminary.

COMMUNITY FOUNDATION FOR MONTEREY COUNTY
ESG FUND PORTFOLIO
Activity for the Month of: January 2020

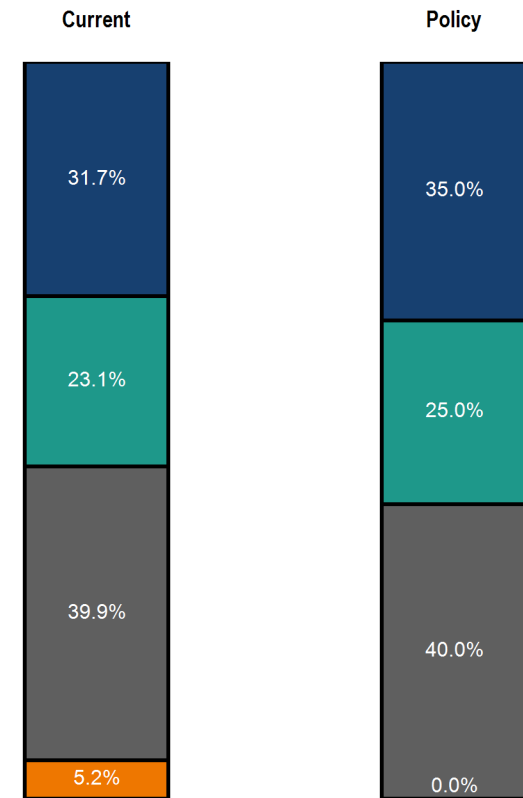
Market At Last Trade Date	Number of Shares	Code	Investment Account	Beginning Book	Beginning Market	Net Additions	Transfers	Interest & Dividends	Realized Gain(Loss)	Unrealized Gain(Loss)	Ending Book	Ending Market	Actual %	Board Policy
<u>CASH ACCOUNTS:</u>														
		SWUXX	Schwab - Cash	181,597	181,597	15,189	3,314	10	0	0	200,110	200,110	5.2%	0.0%
<u>BOND ACCOUNTS:</u>														
10.77	142,296.25	TSBIX	TIAA Social Choice Bond Fund	1,444,791	1,502,648	0	(3,314)	3,314	0	29,882	1,444,791	1,532,531	39.9%	40.0%
<u>DOMESTIC EQUITY:</u>														
20.74	58,789.34	TISCX	TIAA Social Choice Equity Fund	1,108,785	1,219,291	0	0	0	0	0	1,108,785	1,219,291	31.7%	35.0%
<u>INTERNATIONAL EQUITY:</u>														
11.16	79,606.70	TSONX	TIAA Social Choice International	854,233	910,701	0	0	0	0	(22,290)	854,233	888,411	23.1%	25.0%
GRAND TOTAL				3,407,810	3,632,640	0	(3,314)	3,314	0	7,592	3,407,810	3,840,343	100%	100%

ESG Portfolio

Executive Summary - Preliminary (Net of Fees)

Period Ending: January 31, 2020

	Market Value	% of Portfolio	1 Mo	1 Yr	3 Yrs	5 Yrs	10 Yrs		Current	%	Policy	%
Total Fund	3,840,342	100.0	0.3	13.7	8.4	--	--	Domestic Equity	\$1,219,291	31.7%	\$1,344,120	35.0%
<i>Policy Index</i>			0.2	14.2	8.8	6.9	8.1	International Equity	\$888,411	23.1%	\$960,086	25.0%
Domestic Equity	1,219,291	31.7	0.0	21.1	13.8	--	--	Domestic Fixed Income	\$1,532,531	39.9%	\$1,536,137	40.0%
TIAA CREF Social Choice Equity Fund	1,219,291	31.7	0.0	21.1	13.8	11.5	13.0	Cash and Equivalents	\$200,110	5.2%	\$0	0.0%
<i>Russell 3000</i>			-0.1	20.5	13.8	11.8	13.8	Total	\$3,840,342	100.0%	\$3,840,342	100.0%
International Equity	888,411	23.1	-2.4	13.0	7.9	--	--					
TIAA CREF Social Choice International Equity Fund	888,411	23.1	-2.4	13.0	7.9	--	--					
<i>MSCI EAFE Gross</i>			-2.1	12.7	8.3	5.6	6.2					
Domestic Fixed Income	1,532,531	39.9	2.2	10.2	5.1	--	--					
TIAA CREF Social Bond Fund	1,532,531	39.9	2.2	10.2	5.1	3.5	--					
<i>BBgBarc US Aggregate TR</i>			1.9	9.6	4.6	3.0	3.8					
Cash and Equivalents	200,110	5.2	0.0	0.2	0.2	--	--					
Schwab Cash	200,110	5.2	0.0	0.2	0.2	--	--					
<i>91 Day T-Bills</i>			0.1	2.0	1.7	1.1	0.6					



Policy Index: 35% Russell 3000, 25% MSCI EAFE, 40% BBgBarc US Aggregate. ESG Pool portfolio funded 9/29/2016. Fund performance has been backfilled and represents actual performance for periods shown. All data is preliminary.

COMMUNITY FOUNDATION FOR MONTEREY COUNTY
 DRIM INVESTMENT PORTFOLIO
 Activity for the Month of: January 2020

Market At Last Trade Date	Number of Shares	Code	Investment Account	Beginning Book	Beginning Market	Net Additions	Transfers	Interest & Dividends	Realized Gain(Loss)	Unrealized Gain(Loss)	Ending Book	Ending Market	Actual %
CASH ACCOUNTS:													
			Schwab - Cash	1,056,600	1,056,600	(231,486)	1,876	237	0	0	827,227	827,227	
			TOTAL CASH	1,056,600	1,056,600	(231,486)	1,876	237	0	0	827,227	827,227	31.8%
EQUITIES													
46.40	1,800.00	FIX	Comfort Systems USA	100,349	89,730	0	0	0	0	(6,210)	100,349	83,520	3.2%
63.04	3,000.00	FN	Fabrinet	149,560	194,520	0	0	0	0	(5,400)	149,560	189,120	7.3%
24.04	3,700.00	FFBC	First Financial Bancorp	99,485	94,128	0	0	0	0	(5,180)	99,485	88,948	3.4%
54.52	2,000.00	ROCK	Gibraltar Industries	0	0	100,099	0	0	0	8,941	100,099	109,040	4.2%
34.09	5,600.00	HASI	Hannon Armstrong	131,358	180,208	0	(1,876)	1,876	0	10,696	131,358	190,904	7.3%
189.05	750.00	HELE	Helen of Troy, LTD	103,793	134,843	0	0	0	0	6,945	103,793	141,788	5.5%
79.74	2,500.00	LGIH	LGI Homes, Inc.	103,437	176,625	0	0	0	0	22,725	103,437	199,350	7.7%
38.56	3,100.00	SHOO	Madden Steven, LTD	99,477	133,331	0	0	0	0	(13,795)	99,477	119,536	4.6%
62.11	1,900.00	NVEE	NV5 Global, Inc.	138,054	95,855	0	0	0	0	22,154	138,054	118,009	4.5%
35.05	2,400.00	PACW	PacWest Bancorp	92,644	91,848	0	0	0	0	(7,728)	92,644	84,120	3.2%
71.36	2,000.00	WNS	WNS Holdings, LTD	96,064	132,300	0	0	0	0	10,420	96,064	142,720	5.5%
56.77	3,000.00	NEP	Nextera Energy Partners, LP	136,772	157,950	0	0	0	0	12,360	136,772	170,310	6.6%
149.33	900.00	0.00	SPDR Gold	0	0	131,387	0	0	0	3,010	131,387	134,397	5.2%
			TOTAL EQUITIES	1,250,993	1,481,338	231,486	(1,876)	1,876	0	58,938	1,482,479	1,771,762	
			GRAND TOTALS	2,307,593	2,537,937	0	0	2,113	0	58,938	2,309,706	2,598,988	100.0%

DRIM Review 12/31/2019



Neumeier Poma Investment Counsel (market value \$2,537,937)

PERFORMANCE

	1 MO	YTD	1 YR	SINCE INCEPTION (6/26/18)
DRIM Provider	2.1%	14.8%	14.8%	8.4%
Policy Index (Russell 2000 Value)	3.5%	22.4%	22.4%	0.1%
Foundation	2.4%	17.7%	17.7%	--

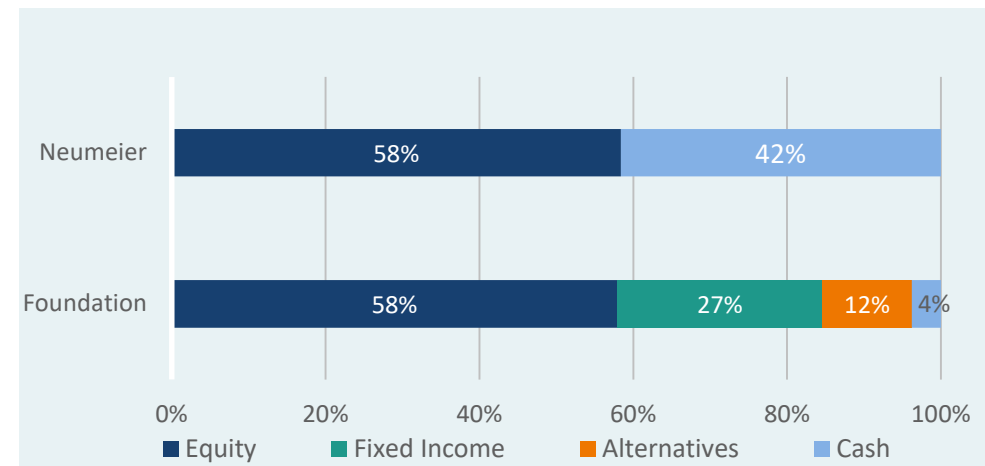
LARGEST HOLDINGS

	WEIGHT	% GAIN/LOSS
Money Market Fund	41.6%	--
Fabrinet	7.7%	30.1%
Hannon Armstrong	7.1%	37.2%
LGI Homes Inc	7.0%	70.8%
Nextera Energy Partner	6.2%	15.5%
Steven Madden, Ltd.	5.3%	34.0%

ASSET ALLOCATION VS. MIN/MAX RANGE

ASSET CLASS	CURRENT	MIN	MAX
Equities	58%	70%	90%
Fixed Income	0%	0%	0%
Alternatives	0%	0%	0%
Cash & Equivalents	42%	10%	30%

ASSET ALLOCATION VS. FOUNDATION



Donor fund inception date: 6/26/2018.

Note: During a quarterly review, the investment committee will also generally have the DRIM providers report for expanded detail.

COMMUNITY FOUNDATION FOR MONTEREY COUNTY
GIFTS - January 2020

Donor	Date	Amount	Fund
Ms. Minerva Perez-Lopez	1/1/2020	50	Women's Fund Endowment
Zeve Family Foundation	1/2/2020	10,000	Florence Haspel Zeve Award Fund
Mr. & Mrs. Arno and Linda Hanel	1/3/2020	5,000	The Fund for Homeless Women Non-Endowed Fund
Mr. & Mrs. William and Nancy Doolittle	1/6/2020	296,010	Doolittle Fund
Ms. Florence B. Vonplaten	1/6/2020	300	The Fund for Homeless Women
Ms. Charlene I. Martin	1/6/2020	75	The Fund for Homeless Women Non-Endowed Fund
Ms. Susan Manchester	1/6/2020	100	The Fund for Homeless Women Non-Endowed Fund
Mr. J. Charles Gall	1/6/2020	1,000	The Morse Foundation Stewardship Fund
The McSherry Group, LLC	1/6/2020	2,500	Northern Monterey County Foundation - Nonendowed
Ms. Virginia O. Hawes	1/6/2020	100	Pass Thru Fund
Ventana Wilderness Alliance	1/6/2020	1,600	Ventana Trails Forever Fund
Mr. & Mrs. Ronald and Patricia Eastman	1/7/2020	1,000	General Endowment Fund of the Community Foundation
Ms. Mary L. Haas and Mr. David Lansford	1/7/2020	100	Operating Fund
Ms. Virginia O. Hawes	1/7/2020	100	Pass Thru Fund
Ms. Charlene I. Martin	1/7/2020	25	Pass Thru Fund
Mr. & Mrs. William E. and Teresa Sullivan	1/7/2020	50	Pass Thru Fund
Ms. E. Valerie Barnes, M.D.	1/7/2020	1,000	Pass Thru Fund
Mr. & Mrs. Robert E. and Shirley Retzler	1/7/2020	500	Pass Thru Fund
Mr. Wolfgang Baer	1/7/2020	625	Pass Thru Fund
Mr. Ernest P. Daghir	1/7/2020	50	Pass Thru Fund
Ms. Kathy Powers	1/7/2020	25	Pass Thru Fund
Mr. Jamie Jones	1/7/2020	250	Southern Monterey County Foundation
Ms. Michele Tottino Pecci	1/8/2020	100,766	Hugo and Dolores Tottino Family Scholarship Fund
Mrs. Jane L. Weisser	1/9/2020	30	Carmel High School Class of 1952 Fund
Mr. Woodworth Clum	1/9/2020	1,000	The Club at Pasadera Scholarship Fund
Mr. David Milligan	1/9/2020	250	The Club at Pasadera Scholarship Fund
Marti and Stephen P. Diamond	1/9/2020	235,500	Marti and Steve Diamond Charitable Foundation Fund
Ms. Kim Stemler	1/9/2020	20	Girls' Health in Girls' Hands Scholarship Fund
Ms. Christina DeMaria	1/9/2020	20	Girls' Health in Girls' Hands Scholarship Fund
Mr. & Mrs. Kirk and Carol Schmidt	1/9/2020	500	Northern Monterey County Foundation - Nonendowed
Schulman/Alnes Family Charitable Fund	1/9/2020	450	Pass Thru Fund
Mr. & Mrs. Howard B. and Linda P. Fosler	1/9/2020	800	Pass Thru Fund
Big Sur Health Center	1/10/2020	5,300	Big Sur Health Center Stewardship Fund
Anonymous	1/10/2020	50	General Endowment Fund of the Community Foundation

COMMUNITY FOUNDATION FOR MONTEREY COUNTY
GIFTS - January 2020

Donor	Date	Amount	Fund
Mr. John Duffy McSwiggin	1/10/2020	100	Chip Hooper Foundation
Mr. Michael K. McMillan	1/13/2020	250	The Club at Pasadera Scholarship Fund
Ms. Lori Barnett	1/13/2020	250	The Club at Pasadera Scholarship Fund
Mrs. Linda Jakosky	1/13/2020	100	Matthew Paul Finnigan Memorial Scholarship Fund
Church in the Forest	1/14/2020	100,000	Church in the Forest Stewardship Fund
Mr. & Mrs. David Goldschmidt and Cherie C. Campbell	1/14/2020	1,000	The Fund for Homeless Women
Mr. W. Robert Patterson	1/14/2020	500	The Fund for Homeless Women Non-Endowed Fund
Ms. Judith A. Tatelbaum	1/14/2020	500	The Fund for Homeless Women Non-Endowed Fund
Ms. Jennifer N. Coile and Mr. John W. Robrock	1/14/2020	30	Pass Thru Fund
Mr. Gregor M. Cailliet	1/14/2020	100	Pass Thru Fund
Mr. & Mrs. Joseph M. and Susan F. Eandi	1/14/2020	100	Pass Thru Fund
Mr. & Mrs. Clinton M. and Diana L. Thelander	1/15/2020	500	The Fund for Homeless Women Non-Endowed Fund
Mr. & Mrs. Earl Wayne and Linda Cruzan	1/15/2020	85	Monterey Public Library Fund
Ms. Krista Hanni and Mr. Scott Davis	1/15/2020	50	Women's Fund Endowment
Mr. Edward Lohmann and Mrs. Lynn Lupetti Lohmann	1/16/2020	100	Girls' Health in Girls' Hands Scholarship Fund
Mr. Robert Martin	1/16/2020	100	Girls' Health in Girls' Hands Scholarship Fund
Mr. Cristofer Cabanillas	1/16/2020	500	Girls' Health in Girls' Hands Scholarship Fund
Mr. Gary L. Girard	1/16/2020	50	The Fund for Homeless Women Non-Endowed Fund
Mr. & Mrs. Richard and Kim Opie	1/16/2020	50	Northern Monterey County Foundation - Nonendowed
Ms. Kate Rueter	1/16/2020	35	Women's Fund Endowment
Mr. & Mrs. Dave and Carolyn Schanzer	1/17/2020	100	The Club at Pasadera Scholarship Fund
Mr. Keith Winner	1/17/2020	200	The Club at Pasadera Scholarship Fund
Mrs. Jinah Lovett	1/17/2020	100	Girls' Health in Girls' Hands Scholarship Fund
Ms. Robin Venuti and Mr. Joseph Rock	1/20/2020	20	Girls' Health in Girls' Hands Scholarship Fund
Chicago Title Company	1/21/2020	4,500	1984 Fund
Mrs. Joan Wellington	1/21/2020	200	Girls' Health in Girls' Hands Scholarship Fund
Mrs. Michele Littell	1/21/2020	100	Girls' Health in Girls' Hands Scholarship Fund
Mr. & Mrs. Gifford and Pam Lehman	1/21/2020	49,996	Lehman Family Fund
D'Arrigo Brothers Company	1/21/2020	2,000	Northern Monterey County Foundation - Nonendowed
Schwab Charitable- Tassajara Charitable Fund	1/21/2020	10,000	Operating Fund
Anonymous	1/22/2020	150	Girls' Health in Girls' Hands Scholarship Fund
Ms. Patricia Hughes	1/22/2020	200	Girls' Health in Girls' Hands Scholarship Fund
Mr. & Mrs. John A. and Beth Neidel	1/22/2020	26,124	Neidel Family Fund
Ms. Judi Wallner	1/22/2020	50	Trinidad and Lupe Gomez Family Fund

COMMUNITY FOUNDATION FOR MONTEREY COUNTY
GIFTS - January 2020

Donor	Date	Amount	Fund
Mr. Brian Sander	1/23/2020	50	The Club at Pasadera Scholarship Fund
Mr. Manjit Sidhu	1/23/2020	50	The Club at Pasadera Scholarship Fund
Dr. Anne R. Fitzpatrick	1/23/2020	15,245	Anne R. Fitzpatrick Foundation Fund
Ms. Janet E. O'Halloran	1/23/2020	3,578	Food Bank for Monterey County Endowment Fund
Mr. Mike Alaga	1/23/2020	100	Girls' Health in Girls' Hands Scholarship Fund
Mr. & Mrs. Matthew and Jennifer Nelson	1/23/2020	100	Girls' Health in Girls' Hands Scholarship Fund
Taylor Farms Retail, Inc.	1/23/2020	5,100	Taylor Farms Scholarship Fund
Ms. Lisa Ostarello	1/23/2020	100	Women's Fund Endowment
Mr. David Milligan	1/24/2020	750	The Club at Pasadera Scholarship Fund
Mr. Frank Geisler	1/24/2020	50	Cappy Martin/Vernon Hurd Monterey Rotary Club Fund
Mrs. Inga Waite and Mr. Robert Smith	1/24/2020	100	Monterey Public Library Fund
Mr. & Mrs. Manuel and Susan Osorio	1/24/2020	83	Northern Monterey County Foundation - Nonendowed
Ms. Betty Jean Stallings	1/24/2020	40	Pacific Grove Public Library Foundation Fund
Mr. Woodworth Clum	1/25/2020	1,000	The Club at Pasadera Scholarship Fund
Mr. Michael Boggiatto	1/26/2020	100	The Club at Pasadera Scholarship Fund
Monterey County Auditor-Controller	1/27/2020	70,000	Census 2020 Fund - Pooled Fund
Mr. Scott Kantor	1/27/2020	250	The Club at Pasadera Scholarship Fund
The Ancient & Honorable Society of Buckeye	1/28/2020	5,000	Fred Farr & Edwin Bliss Buckeye Memorial Fund
Ms. Kathy Gibbs	1/28/2020	50	The Club at Pasadera Scholarship Fund
Ms. Cammie Brodie	1/28/2020	100	The Club at Pasadera Scholarship Fund
Mr. Christopher Ottenweller	1/28/2020	100	The Club at Pasadera Scholarship Fund
Ms. Kathleen Kruger	1/28/2020	150	The Club at Pasadera Scholarship Fund
YourCause, LLC Chevron Matching Employee Funds	1/28/2020	2,000	Matthew Paul Finnigan Memorial Scholarship Fund
Ms. Julie K. Hansen	1/28/2020	200	Girls' Health in Girls' Hands Scholarship Fund
Mr. & Mrs. Eugene and Maya Rizzo	1/28/2020	125	Girls' Health in Girls' Hands Scholarship Fund
Dr. & Mrs. B. Sanders and Karen Watkins	1/28/2020	100	Girls' Health in Girls' Hands Scholarship Fund
Mr. & Mrs. Jay and Kip Hudson	1/28/2020	100	Girls' Health in Girls' Hands Scholarship Fund
Ms. Catalina Govea	1/28/2020	150	Jessica Govea-Thorbourne Memorial Fund
Mr. Larry M. Foster	1/28/2020	250	The Fund for Homeless Women Non-Endowed Fund
Ms. Marsha J. Lubow	1/28/2020	250	The Fund for Homeless Women Non-Endowed Fund
Mr. John Day	1/28/2020	10	The Fund for Homeless Women Non-Endowed Fund
Mr. Geoff Arnold	1/29/2020	150	The Club at Pasadera Scholarship Fund
Anonymous	1/29/2020	100	The Club at Pasadera Scholarship Fund
Mr. David Moon	1/29/2020	200	The Club at Pasadera Scholarship Fund

COMMUNITY FOUNDATION FOR MONTEREY COUNTY
GIFTS - January 2020

Donor	Date	Amount	Fund
Mr. Byron Mendenhall	1/29/2020	100	The Club at Pasadera Scholarship Fund
Mr. Kenneth Schley	1/29/2020	250	The Club at Pasadera Scholarship Fund
Mr. Skip Armstrong	1/29/2020	100	The Club at Pasadera Scholarship Fund
Mr. Glenn Cordingley	1/29/2020	100	The Club at Pasadera Scholarship Fund
Mr. Robert Feole	1/29/2020	100	The Club at Pasadera Scholarship Fund
Ms. Mary Layman	1/29/2020	250	Girls' Health in Girls' Hands Scholarship Fund
Mr. & Mrs. William P. Bullard and Jessica Frischling	1/29/2020	150	Girls' Health in Girls' Hands Scholarship Fund
Mr. Anders Dahlstrom	1/29/2020	75	Girls' Health in Girls' Hands Scholarship Fund
Mr. & Mrs. Mike and Cindy Thatcher	1/29/2020	1,000	Monterey County Gives!
Mr. Johnny Apodaca and Mrs. Janelle Gistelli	1/29/2020	50	The Fund for Homeless Women Non-Endowed Fund
Mr. Michael Maidy	1/30/2020	500	Monica Abbott Scholarship Fund
Mr. Michael K. McMillan	1/30/2020	150	The Club at Pasadera Scholarship Fund
Estate of Mrs. Robert Stanton	1/30/2020	4,082	General Endowment Fund of the Community Foundation
Anonymous	1/31/2020	100	Girls' Health in Girls' Hands Scholarship Fund
Ms. Florence Allen	1/31/2020	20	The Fund for Homeless Women
Mr. & Mrs. Paul and Laurie Goodman	1/31/2020	100	Northern Monterey County Foundation - Nonendowed
California Rodeo, Inc.	1/31/2020	30,000	California Rodeo Salinas Fund
	Total	1,006,143	
Interfund Gifts			
Community Foundation for Monterey County	1/31/2020	2,450.00	Pacific Grove Public Library Foundation Fund
Community Foundation for Monterey County	1/17/2020	75,000.00	College Futures Monterey County Fund
	Total	77,450	
	Total Gifts	1,083,593	

COMMUNITY FOUNDATION FOR MONTEREY COUNTY

GRANTS - January 2020

Grantee	Program Name	Granted	Date	Fund
Center for Community Advocacy	Census 2020 Farmworker Hard-to-Count Outreach	30,000.00	1/10/2020	Census 2020 - VCCF & State of CA
St. Dunstan's Episcopal Church	general operating support	15,000.00	1/17/2020	Richard and Grace Merrill Fund
Carmel High Sober Grad	2020 Sober Grad Night	5,000.00	1/17/2020	Marcia F. DeVoe Fund
Montage Health Foundation	Women's Forum for Health	5,000.00	1/17/2020	Packer Family Foundation
Lucky Fin Project	support for children with limb differences	250.00	1/17/2020	Gloria Fund
Polaris	stop human trafficking	250.00	1/17/2020	Gloria Fund
Tony La Russa's Animal Rescue Foundation	animal welfare	250.00	1/17/2020	Gloria Fund
Lava Mae	welfare for homeless population	250.00	1/17/2020	Gloria Fund
Temple Beth El	general operating support	5,456.00	1/17/2020	Temple Beth El Stewardship Fund
Lopez Community Land Trust	for Special Housing Fund and general operating support	2,500.00	1/17/2020	Ramsey Shirk Fund
Chamber Music Monterey Bay	general operating support	50,000.00	1/17/2020	Chamber Music Monterey Bay Stewardship Fund
Salinas Area Chamber Foundation	Holiday Shopping Tour	500.00	1/17/2020	Pass Thru Fund
Foundation for Monterey County Free Libraries	STEM Mythbusters Event and Words & Wine Gala	15,000.00	1/17/2020	Pass Thru Fund
Salinas Regional Sports Authority	Salinas Soccer Complex	50,000.00	1/17/2020	Pass Thru Fund
Salinas Valley TVB	Historic Southern Pacific Freight Depot and CA Welcome Center	50,000.00	1/17/2020	Pass Thru Fund
KAZU-FM Radio 90.3	general operating support	20.00	1/17/2020	Pass Thru Fund
Anti-Defamation League	general operating support	1,000.00	1/17/2020	Anthony and Lary Lynn Muller Fund
Salvation Army - Monterey Peninsula Corps	general operating support	1,000.00	1/17/2020	Anthony and Lary Lynn Muller Fund
Boys & Girls Clubs of Monterey County	general operating support	500.00	1/17/2020	Anthony and Lary Lynn Muller Fund
United Jewish Community of the Monterey Peninsula	general operating support	1,000.00	1/17/2020	Anthony and Lary Lynn Muller Fund
United States Holocaust Memorial Museum	general operating support	500.00	1/17/2020	Anthony and Lary Lynn Muller Fund
University of Pennsylvania Trustees	general operating support	1,000.00	1/17/2020	Anthony and Lary Lynn Muller Fund
Canine Companions for Independence	general operating support	1,000.00	1/17/2020	Anthony and Lary Lynn Muller Fund
Marine Corps Scholarship Foundation	general operating support	1,000.00	1/17/2020	Anthony and Lary Lynn Muller Fund
That Man May See -- Koret Vision Institute	general operating support	1,000.00	1/17/2020	Anthony and Lary Lynn Muller Fund
Stanford Graduate School of Business	general operating support	1,000.00	1/17/2020	Anthony and Lary Lynn Muller Fund
Hebrew Free Loan Association Of San Francisco	general operating support	1,000.00	1/17/2020	Anthony and Lary Lynn Muller Fund
Western Health Foundation, Inc.	Manikins For Education	10,000.00	1/17/2020	Fuhs Family Foundation Fund
MIIS at Monterey	the Tyler Visiting Fellowship in Residence program	2,500.00	1/17/2020	Tyler Visiting Fellowship in Residence Fund
Gathering for Women-Monterey	general operating support	75,000.00	1/17/2020	DeWitt Fund
Planned Parenthood Mar Monte	general operating support	50,000.00	1/17/2020	DeWitt Fund
Hope, Horses and Kids	general operating support	25,000.00	1/17/2020	DeWitt Fund
Rancho Cielo	general operating support	100,000.00	1/17/2020	DeWitt Fund
Big Sur Land Trust	general operating support	100,000.00	1/17/2020	DeWitt Fund

COMMUNITY FOUNDATION FOR MONTEREY COUNTY

GRANTS - January 2020

Grantee	Program Name	Granted	Date	Fund
Boys & Girls Clubs of Monterey County	general operating support	100,000.00	1/17/2020	DeWitt Fund
Food Bank for Monterey County	general operating support	100,000.00	1/17/2020	DeWitt Fund
Read to Me Project	general operating support	50,000.00	1/17/2020	DeWitt Fund
CSU Monterey Bay	Amanda Luann Contreras	2,500.00	1/17/2020	College Futures Monterey County Fund
Tallahassee Community College	Michael David Sullivan	2,500.00	1/17/2020	Howard and Gretchen Leach Scholarship Fund
CSU Monterey Bay	Amanda Luann Contreras	3,750.00	1/17/2020	Margaret and Seba Bronson Scholarship Fund
Point Lobos Foundation	trail maintenance	2,500.00	1/31/2020	Neidel Family Fund
Big Sur Land Trust	general operating support	1,000.00	1/31/2020	Neidel Family Fund
Church of the Larger Fellowship	general operating support	500.00	1/31/2020	Neidel Family Fund
Carmel-By-The Sea Public Library Foundation	general operating support	500.00	1/31/2020	Neidel Family Fund
UWC-USA	general operating support	1,000.00	1/31/2020	Neidel Family Fund
Harrisburg Symphony Association	general operating support	1,000.00	1/31/2020	Neidel Family Fund
Old Capital Club	garden expenses	6,070.45	1/31/2020	Casa Amesti Garden and House Fund
Natividad Medical Foundation	The Agricultural Leadership Council (TALC) 2020 Campaign	5,000.00	1/31/2020	General Endowment - Opportunity Fund
Carmel High School ASB	Girls Basketball program	300.00	1/31/2020	Monterey Firemen's Charitable Association Fund
Meals on Wheels of the Salinas Valley, Inc.	general operating support	30.00	1/31/2020	Pass Thru Fund
Museum Foundation of Pacific Grove, Inc.	general operating support	100.00	1/31/2020	Pass Thru Fund
Museum Foundation of Pacific Grove, Inc.	general operating support	100.00	1/31/2020	Pass Thru Fund
York School	Board Member contribution for the Gala	500.00	1/31/2020	Lehman Family Fund
Monterey County Rape Crisis Center	unrestricted (Dennis Alexander 2020 Board gift)	500.00	1/31/2020	Lee-Alexander Family Fund
Central Coast Lighthouse Keepers	general operating support	2,500.00	1/31/2020	Neidel Family Fund
S.T.A.R. Foundation of Monterey County	in support of on-going programs	75,000.00	1/31/2020	S.T.A.R. Foundation of Monterey County Stewardship Fund
Pacific Grove Public Library Foundation	renewal project	250.00	1/31/2020	Pacific Grove Public Library Fund for the Future
Big Sur Land Trust	Big Sur Land Trust Park It! Initiative	60,000.00	1/31/2020	Park It! Stewardship Fund
Boys & Girls Clubs of Mid Central Coast	the new building at Paso Robles	50,000.00	1/31/2020	The Brown Family Fund
UC Santa Cruz Foundation	Steck Family Scholarship Fund, the Steck Family Senior Thesis	3,000.00	1/31/2020	Steck Family Fund
UCLA Foundation	Department of Psychology Fund for Graduate Research	1,000.00	1/31/2020	Steck Family Fund
Punahou School	general operating support	250.00	1/31/2020	Steck Family Fund
All Saints' Episcopal Day School	general operating support	250.00	1/31/2020	Steck Family Fund
Friends Of Carmel Unified Schools	general operating support	250.00	1/31/2020	Steck Family Fund
Total Grants		1,072,326		
Intertund Grants				
Community Foundation for Monterey County	DEWIT TO CFMCF	75,000	1/17/2020	DeWitt Fund
Community Foundation for Monterey County	PGPLF TO PGPL2	2,450	1/31/2020	Pacific Grove Public Library Fund for the Future
Total Intertund Grants		77,450		
Total Grants		1,149,776		