



*Here for Good*

**Community Foundation**  
for Monterey County

## **FINANCIAL STATEMENT**

**For the Eleven Months Ended November 30, 2019**

**COMMUNITY FOUNDATION FOR MONTEREY COUNTY**  
**FINANCIAL REPORTS**  
**For the Eleven Months Ended November 30, 2019**

**TABLE OF CONTENTS**

<b>Section I – Financial Reports</b>	Page(s)
Notes to Financial Statements	1 - 2
Statement of Financial Position	3 - 4
Statement of Activities	5 - 6
<b>Section II – Combined Operating Fund</b>	
Comparisons of Actual to Budget - Operating Fund	7
Operating Cash on Hand	8
<b>Section III – Fund Reports</b>	
Investment Holdings - Long Term Fund Portfolio	9
Investment Performance Report - Long Term Fund Portfolio	10 - 11
Investment Holdings - Medium Term Fund Portfolio	12
Investment Performance Report - Medium Term Fund Portfolio	13
Investment Holdings - ESG Fund Portfolio	14
Investment Performance Report - ESG Fund Portfolio	15
Investment Holdings - DRIM Portfolio	16
Investment Performance Report - DRIM Portfolio	17
Gifts Received – Current Month	18 - 214
Grants Approved – Current Month	25 - 27

**COMMUNITY FOUNDATION FOR MONTEREY COUNTY**  
**NOTES TO THE FINANCIAL STATEMENTS**  
**For the Eleven Months Ended November 30, 2019**

**Assets**

Total Assets through 11/30/2019 are \$281,553,431 an 8.98% increase since November 2018 and an 13.23% increase since December 2018. **(p. 4)**

**Charitable Remainder Trusts (CRT) and Charitable Gift Annuities (CGA)**

The CRT and CGA funds have been adjusted to reflect the activity and balances per Kaspick & Company and the third-party account balances as of December 31, 2018. In November, Marc Rosen added \$40,000 cash to his CRT, with a remainder value calculated at \$5,080. **(p. 4)**

**Realized and Unrealized Gains and Losses on Investments**

Net year-to-date realized losses were \$16,640, and unrealized gains were \$23,988,353, for a total gain of \$23,971,713. **(p. 6)**

**Operating Fund**

Total revenue was \$488,677 more than the budget, which includes 2% from the de Guigne bequest, and total expenses were \$103,086 less than the budget. Unrealized gains were \$57,284 on the operating reserve held in the Medium-Term Fund portfolio. The actual net operating surplus is \$40,709 compared to a budgeted deficit of \$648,701. **(p. 7)**

Note: The Expendable Operating Cash-on-Hand is at 5.9 months, excluding the operating reserve of \$500,000 and the building reserve of \$150,000. **(p. 8)**

**Portfolio Performance**

The market value of the Long-Term Fund portfolio at 11/30/2019 was \$223,822,622. The one-year Total Return for the Long-Term Endowment Portfolio was 9.8% compared to the Policy Index of 10.8%. **(p. 9-11)**

The market value of the Medium-Term Fund portfolio at 11/30/2019 was \$7,516,467. The one-year Total Return for the Long-Term Endowment Portfolio was 11.0% compared to the Policy Index of 11.4%. **(p. 12-13)**

The market value of the ESG Fund portfolio at 11/30/2019 was \$3,832,044. The one-year Total Return for the Long-Term Endowment Portfolio was 12.3% compared to the Policy Index of 13.3%. **(p. 14-15)**

The market value of the DRIM Fund portfolio at 11/30/2019 was \$2,753,525. The one-year Total Return for the DRIM Portfolio was 7.7% compared to the Policy Index of 3.2%. Due to the timing of the DRIM reports, there is a one-month lag in the performance reporting. **(p. 16-17)**

**Special Program Funds**

Special Program Funds include: Pathways to Safety, funded by the ACTION Council of Monterey County; the Center for Nonprofit Excellence funded by the David and Lucile Packard Foundation; the College Futures Foundation program, funded by the College Futures Foundation; the Monterey County Development Professionals, funded with the remaining assets from the dissolution of the Development Executive Network, to be used for professional development for people new to the fundraising field, and networking among those involved in fund development; and the Salinas Leadership project, funded by the James Irvine Foundation; and the Monterey County Gives annual campaign.

**COMMUNITY FOUNDATION FOR MONTEREY COUNTY  
NOTES TO THE FINANCIAL STATEMENTS  
For the Eleven Months Ended November 30, 2019**

Total Special Program revenue was \$3,205,192 and total expenses were \$6,181,493, which includes grants totaling \$5,295,709 from the 2018 Monterey County Gives campaign. **(p. 5-6)**

**Gifts, Pledges, Bequests, Future Funds Greater than \$25,000, and Grants**

Total new contributions for the month were \$3,880,598, including: **(p. 18-24)**

**Donor**

Mr. & Mrs. Peter and Jackie Henning	11/1/2019	171,330	The Peter and Jackie Henning Fund
Mr. & Mrs. Joel and Dena Gambord	11/4/2019	135,000	Joel and Dena Gambord Nursing Scholarship
Claire Giannini Fund	11/4/2019	50,000	Census 2020 Fund - Pooled Fund
Joel Gambord Investments	11/4/2019	40,000	The Joel and Dena Gambord Charitable Foundation
Andy and Steffanie Smith	11/8/2019	207,600	Andy and Steffanie Smith Fund
Carmel Valley Angel Project, Inc.	11/8/2019	30,000	Carmel Valley Angel Project Stewardship Fund
Mr. Marc Rosen	11/15/2019	40,000	CRT Funds with CF as Trustee (Kaspick)
Salinas Valley Memorial Hospital Foundation	11/25/2019	1,000,000	Salinas Valley Memorial Hospital Foundation Fund
Estate of Gloria Dake	11/26/2019	451,754	Leland Edmund Dake and Gloria Urban Dake Fund
Dr. & Mrs. Charles and Leslie Snorf	11/26/2019	70,000	The Snorf Fund
CASA of Monterey County	11/27/2019	40,000	CASA of Monterey County Scholarship Fund
MC Gives combined contributions	11/1 - 11/30	1,457,188	Monterey County Gives!

**Contribution/Bequest Receivables**

We recorded payment on a receivable for the sale of the Pebble Beach property in the amount of \$19,989,487, for the Charles Auguste de Guigne Charitable Foundation, and \$48,184 from the Ventura County Community Foundation for the Census 2020 Fund. **(p. 24)**

Grants to agencies for the month totaling \$748,961 were approved and recorded. **(p. 25-27)**

**COMMUNITY FOUNDATION FOR MONTEREY COUNTY**  
**STATEMENT OF FINANCIAL POSITION**  
**CONSOLIDATED - ALL FUNDS**  
For the Eleven Months Ended November 30, 2019 and November 30, 2018

	<b><u>COMBINED OPERATING</u></b>	<b><u>SPECIAL PROGRAMS</u></b>	<b><u>ENDOWMENT</u></b>	<b><u>NON ENDOWED</u></b>	<b><u>BEQUEST, CRT RECEIVABLES</u></b>	<b><u>TOTAL November 30, 2019</u></b>	<b><u>TOTAL November 30, 2018</u></b>
<b>ASSETS</b>							
<b>Cash:</b>							
Cash & Cash Equivalents	1,758,319	3,499,886	1,280	3,691,209	0	8,950,694	10,259,477
Investments - Long Term Fund Portfolio	0	0	161,969,984	61,852,637	0	223,822,622	176,403,031
Investments - Medium Term Fund Portfolio	607,791	0	0	6,908,676	0	7,516,467	4,677,465
Investments - ESG Fund Portfolio	0	0	3,247,287	584,757	0	3,832,044	3,417,505
Separately Invested - DRIM Portfolio	0	0	0	2,753,525	0	2,753,525	2,768,669
Separately Invested - Pony Trust	0	339,389	0	0	0	339,389	0
<b>Total Cash &amp; Investments</b>	<b>2,366,109</b>	<b>3,839,275</b>	<b>165,218,552</b>	<b>75,790,804</b>	<b>0</b>	<b>247,214,740</b>	<b>197,526,147</b>
<b>Accounts Receivable:</b>							
Pledges & Contributions Receivable	0	0	4,000	12,750	529,479	546,229	16,750
Bequests & Remainder Interest	0	0	0	0	264,615	264,615	264,615
Due from OPER	0	0	1,196,301	0	0	1,196,301	1,257,552
Investment in an LLC	0	0	0	0	0	0	21,000,000
Charitable Remainder Trusts	0	0	0	0	26,713,115	26,713,115	32,689,855
Charitable Gift Annuities	0	0	0	0	3,724,470	3,724,470	3,776,462
<b>Total Accounts Receivable</b>	<b>0</b>	<b>0</b>	<b>1,200,301</b>	<b>12,750</b>	<b>31,231,679</b>	<b>32,444,731</b>	<b>59,005,234</b>
<b>Other Assets:</b>							
Prepaid Expenses	34,655	0	0	0	0	34,655	2,545
Property-Net of Depreciation	1,859,305	0	0	0	0	1,859,305	1,830,986
de Guigne Property Improvements	0	0	0	0	0	0	0
<b>Total Other Assets</b>	<b>1,893,960</b>	<b>0</b>	<b>0</b>	<b>0</b>	<b>0</b>	<b>1,893,960</b>	<b>1,833,531</b>
<b>TOTAL ASSETS</b>	<b>4,260,070</b>	<b>3,839,275</b>	<b>166,418,853</b>	<b>75,803,554</b>	<b>31,231,679</b>	<b>281,553,431</b>	<b>258,364,912</b>

**COMMUNITY FOUNDATION FOR MONTEREY COUNTY**  
**STATEMENT OF FINANCIAL POSITION**  
**CONSOLIDATED - ALL FUNDS**  
For the Eleven Months Ended November 30, 2019 and November 30, 2018

	<b><u>COMBINED OPERATING</u></b>	<b><u>SPECIAL PROGRAMS</u></b>	<b><u>ENDOWMENT</u></b>	<b><u>NON ENDOWED</u></b>	<b><u>BEQUEST, CRT RECEIVABLES</u></b>	<b><u>TOTAL November 30, 2019</u></b>	<b><u>TOTAL November 30, 2018</u></b>
<b>LIABILITIES &amp; NET ASSETS</b>							
<b>Liabilities:</b>							
Grants Payable	0	152,220	378,243	578,771	0	1,109,234	784,033
Contingent Liabilities	0	0	0	0	20,044,404	20,044,404	22,793,102
Funds held as Agency Endowments	0	0	5,618,470	0	0	5,618,470	5,927,483
Funds held as Stewardship Funds	0	0	0	21,850,007	0	21,850,007	22,394,260
Payroll, Misc. and Accts Payable	1,334,062	16,869	0	0	0	1,350,930	1,385,057
<b>Total Liabilities</b>	<b>1,334,062</b>	<b>169,089</b>	<b>5,996,713</b>	<b>22,428,778</b>	<b>20,044,404</b>	<b>49,973,045</b>	<b>53,283,935</b>
<b>Net Assets:</b>							
Net Assets-Beginning Balance	2,885,299	6,649,538	141,189,002	34,571,260	13,076,060	198,371,158	213,820,147
Change in Net Assets -							
Current Year	40,709	(2,979,352)	19,233,139	18,803,516	(1,888,784)	33,209,228	(8,739,170)
<b>Total Net Assets</b>	<b>2,926,008</b>	<b>3,670,186</b>	<b>160,422,140</b>	<b>53,374,776</b>	<b>11,187,275</b>	<b>231,580,386</b>	<b>205,080,977</b>
<b>TOTAL LIABILITIES &amp; NET ASSETS</b>	<b>4,260,070</b>	<b>3,839,275</b>	<b>166,418,853</b>	<b>75,803,554</b>	<b>31,231,679</b>	<b>281,553,431</b>	<b>258,364,912</b>

**COMMUNITY FOUNDATION FOR MONTEREY COUNTY**  
**STATEMENT OF ACTIVITIES**  
**CONSOLIDATED - ALL FUNDS**  
**For the Eleven Months Ended November 30, 2019 and November 30, 2018**

	<u>COMBINED OPERATING</u>	<u>SPECIAL PROGRAMS</u>	<u>ENDOWMENT</u>	<u>NON ENDOWED</u>	<u>BEQUEST, CRT RECEIVABLES</u>	<u>TOTAL November 30, 2019</u>	<u>TOTAL November 30, 2018</u>
<b>SUPPORT AND REVENUE:</b>							
Contributions	60,754	2,302,177	1,283,530	16,652,261	0	20,298,722	14,048,089
Interfund Gifts	49,874	185,892	72,758	2,564,285	0	2,872,808	1,377,568
Pledge Payments Received	0	367,750	0	120,460	0	488,210	1,794,000
Future Contributions-A/R-Pledge-CRT-CGA	0	0	0	0	1,951,466	1,951,466	1,758,054
Contributions Received via Bequest	550,382	346,842	25,745,803	0	20,000	26,663,027	21,053,653
Change in Value, Split Interest Trusts, Future Assets	0	0	0	0	2,930,735	2,930,735	0
Gain/Loss on Sale of Property	0	0	(1,358,851)	0	0	(1,358,851)	0
Income from Related Party (LLC)	0	0	0	0	0	0	0
Interest & Dividend Income	61,651	2,532	2,336,206	1,114,501	0	3,514,889	3,332,355
Administrative Fees	2,056,239	0	0	0	0	2,056,239	2,067,904
Fees from Special Projects	23,673	0	0	0	0	23,673	27,172
Workshop and Contract Service Income	27,126	0	0	0	0	27,126	7,758
Misc Income/Returned Grants	68,737	0	44,780	3,066	0	116,584	156,718
<b>Total Support and Revenue</b>	<b>2,898,437</b>	<b>3,205,192</b>	<b>28,124,227</b>	<b>20,454,572</b>	<b>4,902,201</b>	<b>59,584,628</b>	<b>45,623,272</b>
<b>EXPENSES:</b>							
<b>Operating Expenses and Distributions:</b>							
Salaries & Benefits	2,025,009	0	0	0	0	2,025,009	1,873,742
Administrative Costs	492,708	194,228	0	0	0	686,936	587,576
Occupancy Costs	158,012	0	0	0	0	158,012	160,373
Development Expenses	236,386	15,267	0	0	0	251,652	235,811
Board & Committee Expenses	2,552	0	0	0	0	2,552	3,670
<b>Total Operating Expenses</b>	<b>2,914,667</b>	<b>209,495</b>	<b>0</b>	<b>0</b>	<b>0</b>	<b>3,124,162</b>	<b>2,861,173</b>

**COMMUNITY FOUNDATION FOR MONTEREY COUNTY**  
**STATEMENT OF ACTIVITIES**  
**CONSOLIDATED - ALL FUNDS**  
For the Eleven Months Ended November 30, 2019 and November 30, 2018

	<u>COMBINED OPERATING</u>	<u>SPECIAL PROGRAMS</u>	<u>ENDOWMENT</u>	<u>NON ENDOWED</u>	<u>BEQUEST, CRT RECEIVABLES</u>	<u>TOTAL November 30, 2019</u>	<u>TOTAL November 30, 2018</u>
<b>Grants and Grant Related Expenses:</b>							
Grants	0	5,695,685	4,250,939	6,059,662	0	16,006,285	15,391,387
Interfund Grants	0	224,525	332,980	2,315,303	0	2,872,808	1,377,568
Pledge Payments Paid	0	0	0	0	488,210	488,210	1,794,000
Bequests Payments/Transfers	0	0	19,989,487	0	6,252,717	26,242,204	21,000,000
Other Expenses	0	31,439	(762,108)	250	0	(730,419)	4,836,058
Other Payments/Transfers	0	0	(43,264)	43,264	0	0	0
Grant Related Expenses	0	0	1,760	0	0	1,760	0
Administrative Fees	0	20,349	1,487,898	497,935	50,057	2,056,239	2,067,904
Fees to Managers	345	0	201,250	84,268	0	285,863	279,032
<b>Total Grants and Grant Related Expenses</b>	<b>345</b>	<b>5,971,998</b>	<b>25,458,941</b>	<b>9,000,682</b>	<b>6,790,985</b>	<b>47,222,951</b>	<b>46,745,949</b>
 <b>Total Expenses and Grants</b>	 <b>2,915,011</b>	 <b>6,181,493</b>	 <b>25,458,941</b>	 <b>9,000,682</b>	 <b>6,790,985</b>	 <b>50,347,113</b>	 <b>49,607,122</b>
 <b>Excess of Revenues (Expenses)</b>							
Before Gains on Investments & Transfers	(16,575)	(2,976,301)	2,665,285	11,453,890	(1,888,784)	9,237,515	(3,983,850)
 <b>GAINS(LOSS) ON INVESTMENTS:</b>							
Realized-Gain (Loss)	0	(2,275)	0	(14,365)	0	(16,640)	136,549
Unrealized-Gain(Loss)	57,284	(776)	16,567,854	7,363,992	0	23,988,353	(4,891,869)
<b>Total Gain/(Loss) on Investments</b>	<b>57,284</b>	<b>(3,051)</b>	<b>16,567,854</b>	<b>7,349,626</b>	<b>0</b>	<b>23,971,713</b>	<b>(4,755,320)</b>
 <b>Change in Net Assets</b>	 <b>40,709</b>	 <b>(2,979,352)</b>	 <b>19,233,139</b>	 <b>18,803,516</b>	 <b>(1,888,784)</b>	 <b>33,209,228</b>	 <b>(8,739,170)</b>
 <b>Net Assets Beginning of Year</b>	 <b>2,885,299</b>	 <b>6,649,538</b>	 <b>141,189,002</b>	 <b>34,571,260</b>	 <b>13,076,060</b>	 <b>198,371,158</b>	 <b>213,820,147</b>
 <b>Net Assets, End of Period</b>	 <b>2,926,008</b>	 <b>3,670,186</b>	 <b>160,422,140</b>	 <b>53,374,776</b>	 <b>11,187,275</b>	 <b>231,580,386</b>	 <b>205,080,977</b>



**COMMUNITY FOUNDATION FOR MONTEREY COUNTY**  
**Combined Operating Fund Budget vs. Actual**  
**For the Eleven Months Ended November 30, 2019 and November 30, 2018**

	Year-To-Date			YTD Actual 11/30/2018
	Actual	Budget	Variance	
<b>REVENUE</b>				
Contributions - Foundations	39,264	12,500	26,764	2,524
Contributions - Indiv/Corp	21,490	42,500	(21,010)	31,732
Contributions - Interfund	49,874	59,523	(9,649)	44,007
Pledge Payments Received	0	0	0	0
Bequests Received	550,382	61,311	489,071	53,653
Admin Fees	2,056,239	2,144,824	(88,585)	2,067,904
Special Project Fees	23,673	11,077	12,596	27,172
Workshops/Contracts	27,126	22,400	4,726	7,758
Miscellaneous Income	68,737	41,875	26,862	46,610
Interest and Dividends	61,651	13,750	47,901	30,569
<b>Total Revenue</b>	<b>2,898,437</b>	<b>2,409,760</b>	<b>488,677</b>	<b>2,311,929</b>
<b>EXPENSE</b>				
<b>Personnel</b>				
Salaries and Wages	1,578,191	1,633,168	(54,977)	1,459,369
Payroll Taxes	113,027	119,680	(6,652)	104,070
Insurance and Other Benefits	333,791	355,337	(21,546)	310,302
<b>Sub-total</b>	<b>2,025,009</b>	<b>2,108,185</b>	<b>(83,175)</b>	<b>1,873,742</b>
<b>Administrative</b>				
Supplies	19,624	19,031	593	20,750
Equip / Computer Maintenance	103,332	96,743	6,589	102,348
Bank Charges	18,370	14,000	4,370	11,726
Printing	13,811	21,395	(7,584)	7,933
Postage / Freight	19,057	19,462	(405)	18,570
Dues/Subscriptions	30,411	35,999	(5,588)	21,449
Services (legal, acct, consult)	165,721	155,607	10,114	120,523
D&O Insurance	2,859	4,500	(1,641)	3,237
Telecommunications	14,606	16,813	(2,207)	16,305
Conferences & Training	33,074	27,950	5,124	21,331
Miscellaneous	2,070	7,900	(5,830)	5,343
Depreciation	69,773	69,773	0	75,504
<b>Sub-total</b>	<b>492,708</b>	<b>489,173</b>	<b>3,535</b>	<b>425,018</b>
<b>Facilities</b>				
Property / Liability Insurance	11,638	12,000	(362)	11,625
Maintenance / Repairs	8,398	10,087	(1,689)	10,069
Janitorial & Landscaping	19,572	18,788	784	18,340
Rent	44,850	47,652	(2,802)	43,546
Mortgage, Interest & Property Taxes	46,669	46,700	(31)	48,811
Utilities	26,886	28,413	(1,527)	27,982
<b>Sub-total</b>	<b>158,012</b>	<b>163,640</b>	<b>(5,628)</b>	<b>160,373</b>
<b>Development, Program &amp; Staff</b>				
Donor Development	93,645	91,325	2,320	80,200
Advertising & Promotion	39,525	43,534	(4,009)	39,017
Mileage, Meals & Meetings	9,914	10,867	(953)	9,838
Workshops	43,492	46,578	(3,086)	25,687
Annual Meetings	20,386	29,500	(9,114)	26,797
Annual Report	26,279	26,000	279	24,463
Staff Recognition Expenses	3,145	3,383	(238)	2,467
Board & Committee Expenses	2,552	5,567	(3,015)	3,670
<b>Sub-total</b>	<b>238,937</b>	<b>256,754</b>	<b>(17,817)</b>	<b>212,138</b>
<b>Total Expenses</b>	<b>2,914,666</b>	<b>3,017,752</b>	<b>(103,086)</b>	<b>2,671,271</b>
<b>Net Income / (Loss) Before Investment Returns</b>	<b>(16,230)</b>	<b>(607,992)</b>	<b>591,762</b>	<b>(359,342)</b>
Realized Gains/(Losses)	0	0	0	1,010
Unrealized Gains/(Losses)	57,284	0	57,284	(22,622)
Investment Management Fee	345	0	345	
<b>Net Income / (Loss) Including Investment Returns</b>	<b>40,709</b>	<b>(607,992)</b>	<b>648,701</b>	<b>(380,954)</b>

**COMMUNITY FOUNDATION FOR MONTEREY COUNTY**  
**Operating Cash on Hand and Reserves - November 2019**  
**With Projections through February 2020**

**Operating Cash on Hand:**

Cash & Cash Equivalents	2,366,109
Less: Liabilities, excluding future period loan payments	197,037
<b>Total Cash Available</b>	<b>2,169,073</b>

Add: Accounts Receivable	
Prepaid Expenses	34,655
<b>Total Accounts Receivable and Prepaid Expenses</b>	<b>34,655</b>

**Total Cash Expendable** **2,203,727**

**Restrictions on cash available**

Less: Building Reserve	(150,000)
Less: Operating Reserve	(500,000)
<b>Total Restricted Cash</b>	<b>(650,000)</b>

**Unrestricted cash available** **1,553,727**

*Estimated revenue-Next Quarter* **820,566**  
*Estimated spending-Next Quarter* **(769,921)**

**Estimated unrestricted cash remaining** **1,604,372**

**BUDGET**

**Notes:**

	<b><u>2019</u></b>
Annual Expenses excluding depreciation	3,188,843
Capital Expenses-Depreciation	76,113
<b>Total Cash needs</b>	<b>3,264,956</b>

(1) One month reserve	272,080
(2) Six-month reserve	1,632,478
(3) Number of months of expendable cash on hand	<b>5.9</b>

COMMUNITY FOUNDATION FOR MONTEREY COUNTY  
LONG TERM INVESTMENT PORTFOLIO  
Activity for the Month of: October 2019

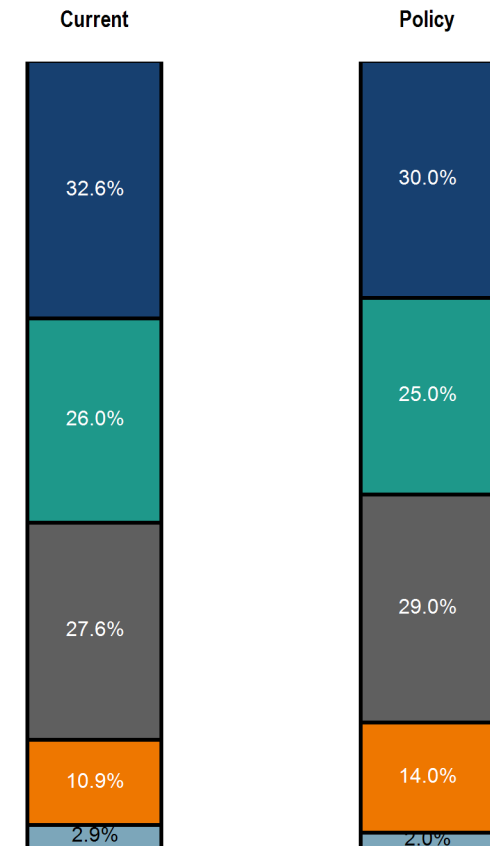
Market At Last Trade Date	Number of Shares	Code	Investment Account	Beginning Book	Beginning Market	Net Additions	Transfers	Interest & Dividends	Realized Gain(Loss)	Unrealized Gain(Loss)	Ending Book	Ending Market	Actual %	Board Policy
<b>CASH ACCOUNTS:</b>														
1.00	0.00	MS	Rabobank Endowment	(1,742,395)	(1,742,395)	2,466,015	0	0	0	0	725,704	725,704		
1.00	0	SWUXX	Schwab-MM/SWVXX	566,330	566,330	1,390,461	0	126	0	345	1,957,262	1,957,262		
1.00	0	SWUXX	Schwab Treasury-Cash	3,697,621	3,697,621	18,541	79,158	1,400	0	0	3,796,720	3,796,720		
			TOTAL CASH	2,521,557	2,521,557	3,875,017	79,158	1,526	0	345	6,479,686	6,479,686	2.9%	4.4%
<b>BOND ACCOUNTS:</b>														
14.17	1,366,856.58	DODIX	Dodge & Cox Income	16,776,151	17,592,390	1,740,000	0	0	0	35,968	18,516,151	19,368,358	8.7%	8.9%
11.96	1,990,849.03	JCBUX	JP Morgan Core Bond	20,964,172	21,463,924	2,400,000	(55,903)	55,903	0	(53,369)	23,364,172	23,810,554	10.6%	12.0%
26.08	318,958.21	VAIPX	Vanguard Inflation	8,314,912	7,817,461	480,000	0	0	0	20,969	8,794,912	8,318,430	3.7%	4.0%
10.73	905,625.84	VFSUX	Vanguard Short Term	9,695,177	9,735,478	0	(23,255)	23,255	0	(18,113)	9,695,177	9,717,365	4.3%	6.3%
			TOTAL BONDS	55,750,413	56,609,253	4,620,000	(79,158)	79,158	0	(14,545)	60,370,413	61,214,707	27.3%	31.2%
			TOTAL FIXED INC.	58,271,970	59,130,809	8,495,017	0	80,684	0	(14,200)	66,850,099	67,694,393	30.2%	35.6%
<b>ALTERNATIVE INVESTMENTS:</b>														
1,463.27	6,431.43	ASB	ASB Capital Management, LLC	8,600,000	9,410,947	0	0	0	0	0	8,600,000	9,410,947	4.2%	2.5%
41.23	73,694.35	DFREX	DFA Real Estate	2,075,214	3,087,793	0	0	0	0	(49,375)	2,075,214	3,038,418	1.4%	2.6%
640.87	13,525.93	TAPCB	TAP CommodityBuilders	11,223,000	8,668,373	(5,482)	0	0	0	185,479	11,223,000	8,848,370	4.0%	3.8%
131.92	22,770.78	VGSLX	Vanguard REIT Index	2,313,222	3,041,949	0	0	0	0	(38,027)	2,313,222	3,003,921	1.3%	2.6%
			TOTAL ALTERNATIVE	24,211,436	24,209,063	(5,482)	0	0	0	98,076	24,211,436	24,301,657	10.9%	11.5%
<b>COMMUNITY IMPACT INVESTMENTS:</b>														
			CA FarmLink	375,000	750,000	0	0	0	0	0	375,000	750,000	0.34%	
			Opportunity Fund	1,000,000	1,000,000	0	(2,083)	2,083	0	0	1,000,000	1,000,000	0.45%	
			TOTAL CII	1,375,000	1,750,000	0	(2,083)	2,083	0	0	1,375,000	1,750,000	0.78%	
<b>SMALL CAP:</b>														
81.81	82,748.00	IJR	iShares-S&P 600 Index	1,440,472	6,327,074	249,913	0	0	0	192,628	1,690,385	6,769,614	3.0%	2.9%
			TOTAL SMALL CAP	1,440,472	6,327,074	249,913	0	0	0	192,628	1,690,385	6,769,614	3.0%	2.9%
<b>MID CAP:</b>														
201.10	22,433.00	IJH	iShares-S&P 400 Index	96,787	4,038,620	349,767	0	0	0	122,889	446,554	4,511,276	2.0%	1.9%
			TOTAL MID CAP	96,787	4,038,620	349,767	0	0	0	122,889	446,554	4,511,276	2.0%	1.9%
<b>LARGE CAP:</b>														
198.73	45,048.82	DODGX	Dodge & Cox Stock Fund	3,309,054	6,225,955	2,450,000	0	0	0	276,597	5,759,054	8,952,552	4.0%	3.5%
134.08	50,395.00	IWD	iShares Russell 1000 Value	3,121,977	5,967,091	599,925	0	0	0	189,945	3,721,902	6,756,962	3.0%	2.8%
44.88	362,105.06	TRLGX	T Rowe Price	6,136,444	15,469,128	0	0	0	0	782,147	6,136,444	16,251,275	7.3%	6.7%
285.17	102,251.95	VINIX	Vanguard Index 500	11,419,954	25,733,826	2,450,000	0	0	0	975,361	13,869,954	29,159,187	13.0%	12.0%
			TOTAL LARGE CAP	23,987,429	53,396,001	5,499,925	0	0	0	2,224,050	29,487,354	61,119,976	27.3%	25.0%
<b>INTERNATIONAL:</b>														
27.31	162,065.69	DFEVX	DFA Emerging Markets	3,688,048	3,570,650	870,000	0	0	0	(14,636)	4,558,048	4,426,014	2.0%	1.5%
54.74	224,542.22	AEPFX	EuroPacific	8,049,026	10,315,746	1,750,000	0	0	0	225,695	9,799,026	12,291,441	5.5%	5.3%
18.67	362,974.15	DFISX	DFA Int'l Small Co. Portfolio	5,665,743	5,382,028	1,250,000	0	0	0	144,699	6,915,743	6,776,727	3.0%	2.8%
43.16	280,093.60	DODFX	Dodge & Cox International	8,400,008	10,292,914	1,630,000	0	0	0	165,926	10,030,008	12,088,840	5.4%	4.5%
13.80	962,646.32	VTMGX	Vanguard Developed Mkts	9,300,120	11,309,292	1,820,000	0	0	0	155,228	11,120,120	13,284,519	5.9%	6.0%
42.06	209,419.00	VWO	Vanguard FTSE Emerging	6,907,497	7,232,015	1,559,995	0	0	0	16,154	8,467,491	8,808,163	3.9%	3.1%
			TOTAL INT'L	42,010,441	48,102,644	8,879,995	0	0	0	693,066	50,890,436	57,675,705	25.8%	23.2%
			TOTAL EQUITIES	91,746,564	136,073,402	14,974,117	0	0	0	3,330,709	106,726,164	156,128,228	58.9%	53.0%
			GRAND TOTALS	150,018,534	195,204,211	23,469,135	0	80,684	0	3,316,509	173,576,263	223,822,622	100.0%	100.0%

# Long-Term Portfolio

## Executive Summary - Preliminary (Net of Fees)

Period Ending: November 30, 2019

	Market Value	% of Portfolio	1 Mo	QTD	YTD	1 Yr	3 Yrs	5 Yrs	10 Yrs		Current	%	Policy	%
<b>Total Fund</b>	<b>221,940,268</b>	<b>100.0</b>	<b>1.5</b>	<b>3.2</b>	<b>15.0</b>	<b>9.8</b>	<b>8.2</b>	<b>5.5</b>	<b>7.3</b>					
<i>Policy Index</i>			1.1	2.9	15.4	10.8	8.4	5.6	7.3					
<i>60% MSCI ACWI/40% BBgBarc US Aggregate</i>			1.5	3.3	17.3	13.3	9.3	6.1	7.2					
<b>Domestic Equity</b>	<b>72,400,866</b>	<b>32.6</b>	<b>3.8</b>	<b>6.0</b>	<b>24.8</b>	<b>13.0</b>	<b>14.3</b>	<b>11.1</b>	<b>--</b>					
Vanguard Institutional Index I	29,159,187	13.1	3.6	5.9	27.6	16.1	14.8	11.0	13.4					
S&P 500			3.6	5.9	27.6	16.1	14.9	11.0	13.4					
T. Rowe Price Large Cap Growth	16,251,275	7.3	5.1	7.6	25.7	15.7	22.0	15.1	16.2					
Russell 1000 Growth			4.4	7.4	32.4	21.0	19.8	13.7	15.2					
Dodge & Cox Stock	8,952,552	4.0	4.0	6.5	20.7	7.8	10.4	9.0	12.5					
Russell 1000 Value			3.1	4.5	23.2	11.3	9.6	7.8	11.7					
iShares Russell 1000 Value Index ETF	6,756,962	3.0	3.1	4.5	22.9	11.3	9.4	7.6	11.5					
Russell 1000 Value			3.1	4.5	23.2	11.3	9.6	7.8	11.7					
iShares S&P Midcap 400 Index Fund ETF	4,511,276	2.0	3.0	4.1	22.7	8.8	9.0	8.5	12.9					
S&P 400 MidCap			3.0	4.1	22.8	8.9	9.0	8.6	13.1					
iShares S&P Small Cap 600 Index ETF	6,769,614	3.1	3.0	5.1	19.2	4.7	8.5	9.4	13.9					
S&P 600 SmallCap			3.1	5.1	19.2	4.8	8.5	9.5	14.0					
<b>International Equity</b>	<b>57,675,705</b>	<b>26.0</b>	<b>1.5</b>	<b>5.1</b>	<b>16.4</b>	<b>10.4</b>	<b>8.6</b>	<b>4.0</b>	<b>--</b>					
Dodge & Cox International Stock	12,088,840	5.4	1.8	5.3	16.9	9.1	6.8	1.7	5.5					
MSCI ACWI ex USA Gross			0.9	4.4	17.0	11.8	9.8	4.3	5.2					
MSCI ACWI ex USA Value			0.2	3.5	10.7	5.8	6.6	1.9	3.4					
American Funds Europacific Growth F2	12,291,441	5.5	2.0	5.6	22.0	15.8	11.0	5.5	6.3					
MSCI ACWI ex USA Gross			0.9	4.4	17.0	11.8	9.8	4.3	5.2					
MSCI ACWI ex USA Growth			1.5	5.2	22.3	16.7	11.9	5.7	6.1					
Vanguard Developed Market Index Adm	13,284,519	6.0	1.4	4.7	17.9	11.6	9.3	4.7	5.5					
Spliced Vanguard Developed Markets Index			1.2	4.7	17.7	11.6	9.2	4.4	5.4					
DFA International Small Company I	6,776,727	3.1	2.5	6.9	18.3	10.3	8.4	6.6	7.7					
MSCI World ex USA Small Cap			2.3	6.5	19.9	12.2	9.8	7.0	7.7					
DFA Emerging Markets Value I	4,426,014	2.0	-0.1	3.4	3.3	1.1	6.9	2.5	2.2					
MSCI Emerging Markets Gross			-0.1	4.1	10.6	7.7	9.4	3.5	3.7					
Vanguard FTSE Emerging Markets ETF	8,808,163	4.0	0.5	4.5	12.8	9.0	7.9	2.6	3.1					
Spliced Vanguard Emerging Markets Stock Index			0.1	4.2	12.7	9.7	8.0	2.5	3.2					
<b>Domestic Fixed Income</b>	<b>\$61,214,707</b>	<b>27.6%</b>												
<b>Alternatives</b>	<b>\$24,169,303</b>	<b>10.9%</b>												
<b>Cash and Equivalents</b>	<b>\$6,479,686</b>	<b>2.9%</b>												
<b>Total</b>	<b>\$221,940,268</b>	<b>100.0%</b>												



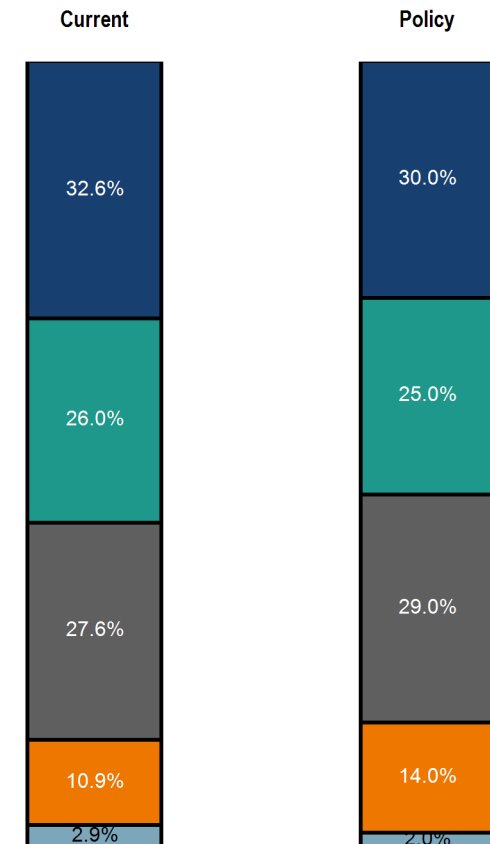
The Policy Index consists of the following: 25% S&P 500, 2% S&P 400 Mid Cap, 3% S&P Small Cap 600, 16% MSCI ACWI Ex US, 3% MSCI EAFE Small Cap, 6% MSCI Emerging Markets Free, 20% BBgBarc US Aggregate, 5% BBgBarc US 1-5 Yr Credit, 4% BBgBarc US TIPS, 5% Bloomberg Commodity, 3% FTSE NAREIT, 6% NCREIF Property, 2% 91-Day Treasury Bills. Schwab cash values reflect transactions in transit as provided by CFMC. All data is preliminary.

# Long-Term Portfolio

## Executive Summary - Preliminary (Net of Fees)

Period Ending: November 30, 2019

	Market Value	% of Portfolio	1 Mo	QTD	YTD	1 Yr	3 Yrs	5 Yrs	10 Yrs		Current	%	Policy	%
										<div><div></div>Domestic Equity</div>	\$72,400,866	32.6%	\$66,582,080	30.0%
Domestic Fixed Income	61,214,707	27.6	0.0	0.3	8.3	9.6	4.0	3.0	--	<div><div></div>International Equity</div>	\$57,675,705	26.0%	\$55,485,067	25.0%
Dodge & Cox Income	19,368,358	8.7	0.1	0.6	9.4	10.6	4.6	3.6	4.4	<div><div></div>Domestic Fixed Income</div>	\$61,214,707	27.6%	\$64,362,678	29.0%
BBgBarc US Aggregate TR			-0.1	0.3	8.8	10.8	4.1	3.1	3.6	<div><div></div>Alternatives</div>	\$24,169,303	10.9%	\$31,071,637	14.0%
JP Morgan Core Bond R6	23,810,554	10.7	-0.1	0.1	8.9	10.8	4.4	3.3	3.9	<div><div></div>Cash and Equivalents</div>	\$6,479,686	2.9%	\$4,438,805	2.0%
BBgBarc US Aggregate TR			-0.1	0.3	8.8	10.8	4.1	3.1	3.6	Total	\$221,940,268	100.0%	\$221,940,268	100.0%
Vanguard Short-Term Investment Grade Adm	9,717,365	4.4	0.1	0.4	5.6	6.4	2.9	2.4	2.7					
BBgBarc US Credit 1-5 Yr TR			0.0	0.5	6.2	7.2	3.2	2.6	3.0					
Vanguard Inflation-Protected Securities Adm	8,318,430	3.7	0.2	0.2	7.7	8.3	3.0	2.2	3.0					
BBgBarc US TIPS TR			0.2	0.4	8.0	8.6	3.2	2.3	3.1					
Alternatives	24,169,303	10.9	-0.9	0.1	7.6	3.8	3.6	1.4	--					
Gresham TAP Commodity Builder	8,716,016	3.9	-1.5	0.5	2.8	-3.6	-0.9	-6.2	--					
Bloomberg Commodity Index TR USD			-2.6	-0.6	2.5	-4.5	-2.0	-6.4	--					
ASB Capital Management	9,410,947	4.2	0.0	0.0	2.0	3.2	4.2	7.1	9.5					
NCREIF-ODCE			0.0	0.0	3.8	5.6	7.3	9.3	10.9					
DFA Real Estate Securities I	3,038,418	1.4	-1.6	-0.6	27.5	17.9	11.0	8.3	13.1					
Wilshire REIT			-1.5	-0.5	26.6	16.0	9.6	7.4	12.8					
Vanguard Real Estate Index Adm	3,003,921	1.4	-1.3	-0.2	27.9	17.7	9.7	7.4	12.7					
Spliced Vanguard Real Estate Index			-1.2	0.2	28.4	18.2	10.0	7.6	12.8					
Wilshire REIT			-1.5	-0.5	26.6	16.0	9.6	7.4	12.8					
Cash and Equivalents	6,479,686	2.9	0.0	0.0	0.3	0.5	0.5	0.4	--					
Schwab Value Advantage Money Premier	1,957,262	0.9	0.0	0.0	0.5	0.7	0.2	0.2	0.1					
First National Cash	0	0.0	0.0	0.0	0.0	0.0	0.0	0.0	--					
Rabobank Endowment	725,704	0.3	0.0	0.0	0.0	0.0	0.0	0.0	--					
Schwab Cash	3,796,720	1.7	0.0	-0.1	0.4	0.6	0.6	0.4	0.2					
91 Day T-Bills			0.1	0.3	1.9	2.1	1.6	1.0	0.5					



The Policy Index consists of the following: 25% S&P 500, 2% S&P 400 Mid Cap, 3% S&P Small Cap 600, 16% MSCI ACWI Ex US, 3% MSCI EAFE Small Cap, 6% MSCI Emerging Markets Free, 20% BBgBarc US Aggregate, 5% BBgBarc US 1-5 Yr Credit, 4% BBgBarc US TIPS, 5% Bloomberg Commodity, 3% FTSE NAREIT, 6% NCREIF Property, 2% 91-Day Treasury Bills. Schwab cash values reflect transactions in transit as provided by CFMC. ASB and NCREIF returns provided quarterly and are not yet available. ASB market value is as of 9/30/2019. All data is preliminary.

COMMUNITY FOUNDATION FOR MONTEREY COUNTY  
MEDIUM TERM FUND PORTFOLIO  
Activity for the Month of: October 2019

Market At Last Trade Date	Number of Shares	Code	Investment Account	Beginning Book	Beginning Market	Net Additions	Transfers	Interest & Dividends	Realized Gain(Loss)	Unrealized Gain(Loss)	Ending Book	Ending Market	Actual %	Board Policy
<u>CASH ACCOUNTS:</u>														
0.00	0.00	SWUXX	Schwab - Cash	209,150	209,150	(40,372)	6,516	25	0	0	175,294	175,294		
			TOTAL CASH	209,150	209,150	(40,372)	6,516	25	0	0	175,294	175,294	2.3%	0.0%
<u>BOND ACCOUNTS:</u>														
14.17	125,845.16	DODIX	Dodge & Cox Income Fund	1,733,312	1,780,709	0	0	0	0	2,517	1,733,312	1,783,226	23.7%	25.0%
10.73	103,443.49	VFSUX	Vanguard Short Term	1,106,623	1,112,018	0	(2,656)	2,656	0	(2,069)	1,106,623	1,109,949	14.8%	15.0%
11.09	160,608.91	VBTLX	Vanguard Total Bond Market Index	1,727,018	1,785,971	0	(3,835)	3,835	0	(4,818)	1,727,018	1,781,153	23.7%	25.0%
			TOTAL BONDS	4,566,953	4,678,698	0	(6,491)	6,491	0	(4,370)	4,566,953	4,674,327	62.2%	65.0%
			TOTAL FIXED INC.	4,776,103	4,887,848	(40,372)	25	6,516	0	(4,370)	4,742,248	4,849,622	64.5%	65.0%
<u>DOMESTIC:</u>														
143.00	10,182.38	VTHR	Vanguard Russell 3000	1,110,320	1,331,582	69,989	0	0	0	54,510	1,180,309	1,456,081	19.4%	19.0%
			TOTAL DOMESTIC	1,110,320	1,331,582	69,989	0	0	0	54,510	1,180,309	1,456,081	19.4%	19.0%
<u>INTERNATIONAL:</u>														
54.74	22,118.46	AEPFX	EuroPacific	1,103,411	1,186,655	0	0	0	0	24,109	1,103,411	1,210,764	16.1%	16.0%
			TOTAL INTERNATIONAL	1,103,411	1,186,655	0	0	0	0	24,109	1,103,411	1,210,764	16.1%	16.0%
			TOTAL EQUITIES	2,213,731	2,518,237	69,989	0	0	0	78,619	2,283,720	2,666,845	35.5%	35.0%
			GRAND TOTALS	6,989,835	7,406,085	29,618	25	6,516	0	74,249	7,025,968	7,516,467	100.0%	100.0%

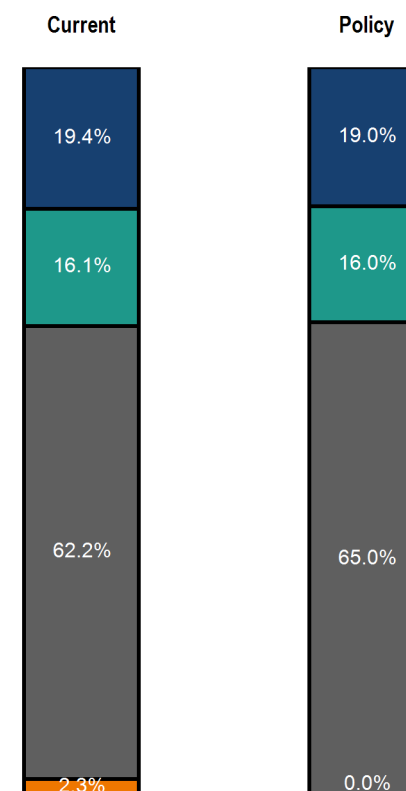
# Medium Term Fund

## Executive Summary - Preliminary (Net of Fees)

Period Ending: November 30, 2019

	Market Value	% of Portfolio	1 Mo	QTD	YTD	1 Yr	3 Yrs	5 Yrs	10 Yrs
<b>Total Fund</b>	<b>7,516,467</b>	<b>100.0</b>	<b>1.1</b>	<b>2.1</b>	<b>12.8</b>	<b>11.0</b>	<b>6.5</b>	<b>--</b>	<b>--</b>
<i>Policy Index</i>			<i>0.8</i>	<i>2.0</i>	<i>13.0</i>	<i>11.4</i>	<i>6.8</i>	<i>4.7</i>	<i>5.7</i>
<b>Domestic Equity</b>	<b>1,456,081</b>	<b>19.4</b>	<b>3.9</b>	<b>5.8</b>	<b>27.2</b>	<b>15.5</b>	<b>14.1</b>	<b>--</b>	<b>--</b>
Vanguard Russell 3000	1,456,081	19.4	3.9	5.8	27.2	15.5	14.1	10.2	--
<i>Russell 3000</i>			<i>3.8</i>	<i>6.0</i>	<i>27.3</i>	<i>15.5</i>	<i>14.2</i>	<i>10.6</i>	<i>13.4</i>
<b>International Equity</b>	<b>1,210,764</b>	<b>16.1</b>	<b>2.0</b>	<b>5.6</b>	<b>22.0</b>	<b>15.8</b>	<b>10.9</b>	<b>--</b>	<b>--</b>
American Funds Europacific Growth F2	1,210,764	16.1	2.0	5.6	22.0	15.8	10.9	5.5	6.3
<i>MSCI ACWI ex USA Gross</i>			<i>0.9</i>	<i>4.4</i>	<i>17.0</i>	<i>11.8</i>	<i>9.8</i>	<i>4.3</i>	<i>5.2</i>
<b>Domestic Fixed Income</b>	<b>4,674,327</b>	<b>62.2</b>	<b>0.0</b>	<b>0.4</b>	<b>8.3</b>	<b>9.7</b>	<b>4.1</b>	<b>--</b>	<b>--</b>
Vanguard Total Bond Market Index	1,781,153	23.7	-0.1	0.2	8.9	10.8	4.2	3.1	3.5
Dodge & Cox Income	1,783,226	23.7	0.1	0.6	9.4	10.6	4.6	3.6	4.4
<i>BBgBarc US Aggregate TR</i>			<i>-0.1</i>	<i>0.3</i>	<i>8.8</i>	<i>10.8</i>	<i>4.1</i>	<i>3.1</i>	<i>3.6</i>
Vanguard Short-Term Investment Grade Adm	1,109,949	14.8	0.1	0.4	5.5	6.3	2.9	2.4	2.7
<i>BBgBarc US Credit 1-5 Yr TR</i>			<i>0.0</i>	<i>0.5</i>	<i>6.2</i>	<i>7.2</i>	<i>3.2</i>	<i>2.6</i>	<i>3.0</i>
<b>Cash and Equivalents</b>	<b>175,294</b>	<b>2.3</b>	<b>0.0</b>	<b>0.0</b>	<b>0.2</b>	<b>0.2</b>	<b>0.3</b>	<b>--</b>	<b>--</b>
Schwab Cash	175,294	2.3	0.0	0.0	0.2	0.2	0.3	--	--
<i>91 Day T-Bills</i>			<i>0.1</i>	<i>0.3</i>	<i>1.9</i>	<i>2.1</i>	<i>1.6</i>	<i>1.0</i>	<i>0.5</i>

	Current	%	Policy	%
Domestic Equity	\$1,456,081	19.4%	\$1,428,129	19.0%
International Equity	\$1,210,764	16.1%	\$1,202,635	16.0%
Domestic Fixed Income	\$4,674,327	62.2%	\$4,885,703	65.0%
Cash and Equivalents	\$175,294	2.3%	\$0	0.0%
<b>Total</b>	<b>\$7,516,467</b>	<b>100.0%</b>	<b>\$7,516,467</b>	<b>100.0%</b>



Policy Index: 19% Russell 3000, 16% MSCI ACWI Ex US, 50% BBgBarc US Aggregate, 15% BBgBarc 1-5 Year Gov/Credit. Medium Pool portfolio funded 5/13/2016. Fund performance has been backfilled and represents actual performance for periods shown. All data is preliminary.

COMMUNITY FOUNDATION FOR MONTEREY COUNTY  
ESG FUND PORTFOLIO  
Activity for the Month of: October 2019

Market At Last Trade Date	Number of Shares	Code	Investment Account	Beginning Book	Beginning Market	Net Additions	Transfers	Interest & Dividends	Realized Gain(Loss)	Unrealized Gain(Loss)	Ending Book	Ending Market	Actual %	Board Policy
<u>CASH ACCOUNTS:</u>														
		SWUXX	Schwab - Cash	185,236	185,236	(7,696)	3,517	11	0	0	181,068	181,068	4.7%	0.0%
<u>BOND ACCOUNTS:</u>														
10.67	142,296.25	TSBIX	TIAA Social Choice Bond Fund	1,444,791	1,523,993	0	(3,517)	3,517	0	(5,692)	1,444,791	1,518,301	39.6%	40.0%
<u>DOMESTIC EQUITY:</u>														
21.07	58,789.34	TISCX	TIAA Social Choice Equity Fund	1,108,785	1,196,951	0	0	0	0	41,740	1,108,785	1,238,691	32.3%	35.0%
<u>INTERNATIONAL EQUITY:</u>														
11.23	79,606.70	TSONX	TIAA Social Choice International	854,233	888,411	0	0	0	0	5,572	854,233	893,983	23.3%	25.0%
GRAND TOTAL				3,407,810	3,609,355	0	(3,517)	3,517	0	41,621	3,407,810	3,832,044	100%	100%



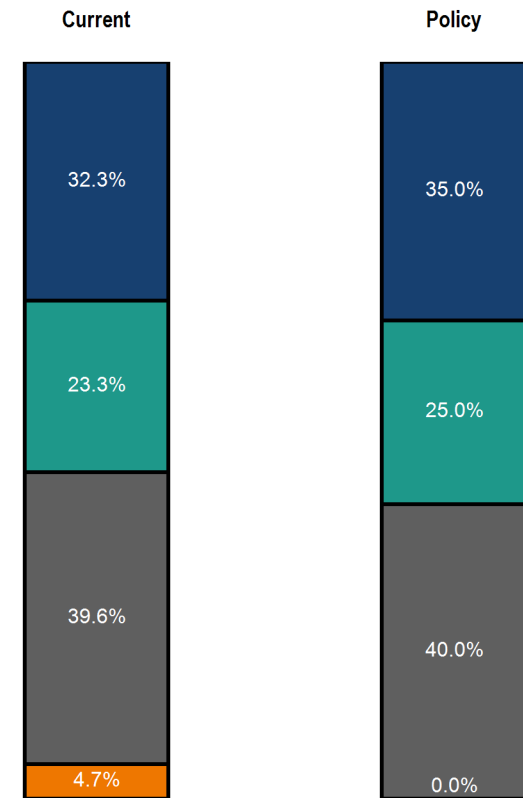
# ESG Portfolio

## Executive Summary - Preliminary (Net of Fees)

Period Ending: November 30, 2019

	Market Value	% of Portfolio	1 Mo	QTD	YTD	1 Yr	3 Yrs	5 Yrs	10 Yrs
<b>Total Fund</b>	<b>3,832,044</b>	<b>100.0</b>	<b>1.2</b>	<b>2.9</b>	<b>16.3</b>	<b>12.3</b>	<b>8.6</b>	<b>--</b>	<b>--</b>
<i>Policy Index</i>			1.6	3.4	17.7	13.3	9.2	6.2	7.8
<b>Domestic Equity</b>	<b>1,238,691</b>	<b>32.3</b>	<b>3.5</b>	<b>5.5</b>	<b>27.2</b>	<b>15.8</b>	<b>14.0</b>	<b>--</b>	<b>--</b>
TIAA CREF Social Choice Equity Fund	1,238,691	32.3	3.5	5.5	27.2	15.8	14.0	10.0	12.6
<i>Russell 3000</i>			3.8	6.0	27.3	15.5	14.2	10.6	13.4
<b>International Equity</b>	<b>893,983</b>	<b>23.3</b>	<b>0.6</b>	<b>4.6</b>	<b>19.1</b>	<b>12.7</b>	<b>9.6</b>	<b>--</b>	<b>--</b>
TIAA CREF Social Choice International Equity Fund	893,983	23.3	0.6	4.6	19.1	12.7	9.6	--	--
<i>MSCI EAFE Gross</i>			1.1	4.8	18.8	13.0	10.2	4.8	5.8
<b>Domestic Fixed Income</b>	<b>1,518,301</b>	<b>39.6</b>	<b>-0.1</b>	<b>0.2</b>	<b>8.9</b>	<b>10.7</b>	<b>4.6</b>	<b>--</b>	<b>--</b>
TIAA CREF Social Bond Fund	1,518,301	39.6	-0.1	0.2	8.9	10.7	4.6	3.6	--
<i>BBgBarc US Aggregate TR</i>			-0.1	0.3	8.8	10.8	4.1	3.1	3.6
<b>Cash and Equivalents</b>	<b>181,068</b>	<b>4.7</b>	<b>0.0</b>	<b>0.0</b>	<b>0.2</b>	<b>0.2</b>	<b>0.2</b>	<b>--</b>	<b>--</b>
Schwab Cash	181,068	4.7	0.0	0.0	0.2	0.2	0.2	--	--
<i>91 Day T-Bills</i>			0.1	0.3	1.9	2.1	1.6	1.0	0.5

	Current	%	Policy	%
Domestic Equity	\$1,238,691	32.3%	\$1,341,215	35.0%
International Equity	\$893,983	23.3%	\$958,011	25.0%
Domestic Fixed Income	\$1,518,301	39.6%	\$1,532,817	40.0%
Cash and Equivalents	\$181,068	4.7%	\$0	0.0%
<b>Total</b>	<b>\$3,832,044</b>	<b>100.0%</b>	<b>\$3,832,044</b>	<b>100.0%</b>



Policy Index: 35% Russell 3000, 25% MSCI EAFE, 40% BBgBarc US Aggregate. ESG Pool portfolio funded 9/29/2016. Fund performance has been backfilled and represents actual performance for periods shown. All data is preliminary.

**COMMUNITY FOUNDATION FOR MONTEREY COUNTY**

**DRIM INVESTMENT PORTFOLIO**

Activity for the Month of: October 2019

Market At Last Trade Date	Number of Shares	Code	Investment Account	Beginning Book	Beginning Market	Net Additions	Transfers	Interest & Dividends	Realized Gain(Loss)	Unrealized Gain(Loss)	Ending Book	Ending Market	Actual %
<b><u>CASH ACCOUNTS:</u></b>													
			Schwab - Cash	1,322,069	1,322,069	0	3,173	715	0	0	1,325,957	1,325,957	
			<b>TOTAL CASH</b>	<b>1,322,069</b>	<b>1,322,069</b>	<b>0</b>	<b>3,173</b>	<b>715</b>	<b>0</b>	<b>0</b>	<b>1,325,957</b>	<b>1,325,957</b>	<b>48.2%</b>
<b><u>EQUITIES</u></b>													
51.10	1,800.00	FIX	Comfort Systems USA	100,349	90,738	0	(180)	180	0	1,242	100,349	91,980	3.3%
60.49	3,000.00	FN	Fabrinet	149,560	168,690	0	0	0	0	12,780	149,560	181,470	6.6%
24.32	3,700.00	FFBC	First Financial Bancorp	99,485	86,728	0	0	0	0	3,256	99,485	89,984	3.3%
29.35	5,600.00	HASI	Hannon Armstrong	131,358	167,216	0	0	0	0	(2,856)	131,358	164,360	6.0%
161.42	750.00	HELE	Helen of Troy, LTD	103,793	112,320	0	0	0	0	8,745	103,793	121,065	4.4%
72.27	2,500.00	LGIH	LGI Homes, Inc.	103,437	196,200	0	0	0	0	(15,525)	103,437	180,675	6.6%
42.47	3,100.00	SHOO	Madden Steven, LTD	99,477	127,658	0	0	0	0	3,999	99,477	131,657	4.8%
48.09	1,900.00	NVEE	NV5 Global, Inc.	138,054	137,617	0	0	0	0	(46,246)	138,054	91,371	3.3%
37.24	2,400.00	PACW	PacWest Bancorp	92,644	88,776	0	(1,440)	1,440	0	600	92,644	89,376	3.2%
63.12	2,000.00	WNS	WNS Holdings, LTD	96,064	123,680	0	0	0	0	2,560	96,064	126,240	4.6%
53.13	3,000.00	NEP	Nextera Energy Partners, LP	136,772	158,100	0	(1,553)	1,553	0	1,290	136,772	159,390	5.8%
			<b>TOTAL EQUITIES</b>	<b>1,250,993</b>	<b>1,457,723</b>	<b>0</b>	<b>(3,173)</b>	<b>3,173</b>	<b>0</b>	<b>(30,155)</b>	<b>1,250,993</b>	<b>1,427,568</b>	
			<b>GRAND TOTALS</b>	<b>2,573,062</b>	<b>2,779,792</b>	<b>0</b>	<b>0</b>	<b>3,887</b>	<b>0</b>	<b>(30,155)</b>	<b>2,576,950</b>	<b>2,753,525</b>	<b>100.0%</b>

# DRIM Review 10/31/2019



## Neumeier Poma Investment Counsel (market value \$2,779,792)

### PERFORMANCE

	1 MO	YTD	1 YR	SINCE INCEPTION (6/26/18)
DRIM Provider	1.5%	13.5%	7.7%	7.2%
Policy Index (Russell 2000 Value)	2.4%	15.6%	3.2%	-4.0%
Foundation	1.7%	13.3%	9.4%	--

### LARGEST HOLDINGS

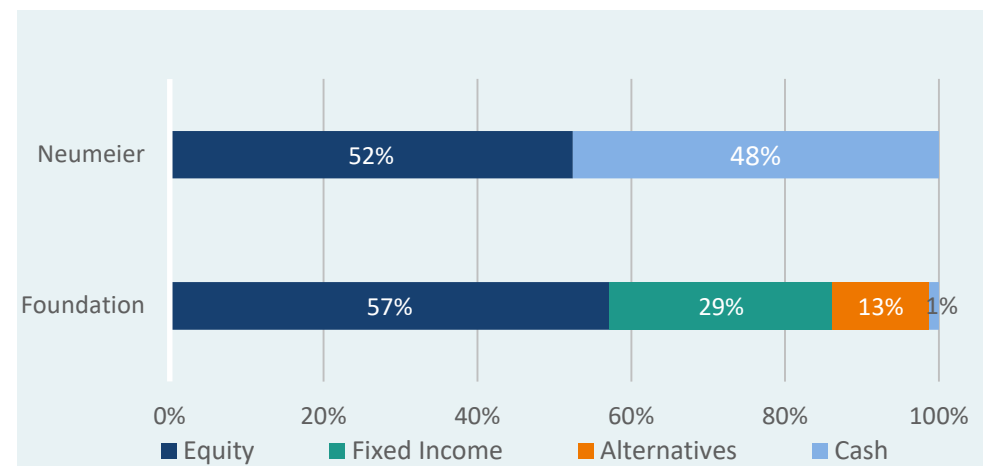
	WEIGHT	% GAIN/LOSS
Money Market Fund	47.6%	--
LGI Homes Inc	7.1%	89.7%
Fabrinet	6.1%	12.8%
Hannon Armstrong	6.0%	27.3%
Nextera Energy Partner	5.7%	15.6%
NV5 Global Inc.	5.0%	-0.3%

Donor fund inception date: 6/26/2018.

### ASSET ALLOCATION VS. MIN/MAX RANGE

ASSET CLASS	CURRENT	MIN	MAX
Equities	52%	70%	90%
Fixed Income	0%	0%	0%
Alternatives	0%	0%	0%
Cash & Equivalents	48%	10%	30%

### ASSET ALLOCATION VS. FOUNDATION



Note: During a quarterly review, the investment committee will also generally have the DRIM providers report for expanded detail.

**COMMUNITY FOUNDATION FOR MONTEREY COUNTY**  
**GIFTS - November 2019**

<b>Donor</b>	<b>Date</b>	<b>Amount</b>	<b>Fund</b>
The Goodman Family Fund	11/1/2019	2,500	The Fund for Homeless Women
Alvarado Street Brewery & Grill	11/1/2019	500	Men's Golf Association at Quail Lodge Scholarship Fund
Mr. & Mrs. Peter and Jackie Henning	11/1/2019	171,330	The Peter and Jackie Henning Fund
Mrs. Frances R. Gaver	11/1/2019	200	The Fund for Homeless Women
Mrs. Laura Gulate	11/1/2019	50	Tom Grainger Memorial Fund
Ms. Minerva Perez-Lopez	11/1/2019	50	Women's Fund Endowment
Ms. Sidney Ann Ramsden Scott	11/1/2019	50	The Fund for Homeless Women
Anonymous	11/3/2019	4,000	The Fund for Homeless Women
Claire Giannini Fund	11/4/2019	50,000	Census 2020 Fund - Pooled Fund
Joel Gambord Investments	11/4/2019	40,000	The Joel and Dena Gambord Charitable Foundation
Mr. & Mrs. Joel and Dena Gambord	11/4/2019	135,000	Joel and Dena Gambord Nursing Scholarship
Mr. & Mrs. Fred J. and Lynn C. Salazar	11/4/2019	250	Men's Golf Association at Quail Lodge Scholarship Fund
Mr. John Bird	11/4/2019	100	The Fund for Homeless Women
Ms. Alda M. Morgan	11/4/2019	75	The Fund for Homeless Women
Ms. Janet L. Shing	11/4/2019	250	College Futures Monterey County Fund
Schwab Charitable- Hill Family	11/4/2019	1,000	Men's Golf Association at Quail Lodge Scholarship Fund
YourCause, LLC Chevron Matching Employee Funds	11/5/2019	500	Matthew Paul Finnigan Memorial Scholarship Fund
Estate of Mrs. Robert Stanton	11/6/2019	162	General Endowment Fund of the Community Foundation
Mr. & Mrs. Clark and Toshia Struve	11/6/2019	100	Men's Golf Association at Quail Lodge Scholarship Fund
Mrs. Jane L. Weisser	11/6/2019	30	Carmel High School Class of 1952 Fund
Ms. Stacy Lynn Sloan	11/6/2019	4,811	Pass Thru Fund
Mr. & Mrs. Jose Luis and Patricia Alvarado	11/7/2019	600	Siembra Latinos Fund - Nonendowed
Mr. & Mrs. Raul and Ana Rodriguez	11/7/2019	1,000	Siembra Latinos Fund - Nonendowed
Richard Green Photography	11/7/2019	50	Siembra Latinos Fund - Nonendowed
Taste of the Pinnacles	11/7/2019	250	Siembra Latinos Fund - Nonendowed
Andy and Steffanie Smith	11/8/2019	207,600	Andy and Steffanie Smith Fund
Carmel Valley Angel Project, Inc.	11/8/2019	30,000	Carmel Valley Angel Project Stewardship Fund
Mr. & Mrs. William F. and Kathryn Sharpe	11/8/2019	5,000	Operating Fund
Mr. Chris Laver	11/8/2019	7,500	The Club at Pasadera Scholarship Fund
Ms. Diane R. Nonella	11/8/2019	5,000	Nonella Family Fund
Wells Fargo Advisors, LLC - Paul Rochester Trust	11/8/2019	21	Paul Edward and Gay Delores Rochester Fund
Mr. John Duffy McSwiggin	11/10/2019	100	Chip Hooper Foundation
Ms. Christina DeMaria	11/10/2019	20	Girls' Health in Girls' Hands Scholarship Fund
Ms. Kim Stemler	11/10/2019	20	Girls' Health in Girls' Hands Scholarship Fund

**COMMUNITY FOUNDATION FOR MONTEREY COUNTY**  
**GIFTS - November 2019**

<b>Donor</b>	<b>Date</b>	<b>Amount</b>	<b>Fund</b>
Mr. & Mrs. Martin and Sheila Dietz	11/11/2019	500	Men's Golf Association at Quail Lodge Scholarship Fund
Ms. La Verne Leyva	11/11/2019	100	Joan Ann Nattress - Movement, Exercise, Longevity Fund
Ventura County Community Foundation	11/11/2019	24,000	Census 2020 Fund - Pooled Fund
Carmel Valley Athletic Club	11/12/2019	500	Men's Golf Association at Quail Lodge Scholarship Fund
Chicago Title Company	11/12/2019	1,000	Men's Golf Association at Quail Lodge Scholarship Fund
Fidelity Charitable- McKee Family Fund	11/12/2019	1,000	Men's Golf Association at Quail Lodge Scholarship Fund
Fidelity Charitable- Mr. and Mrs. Brown	11/12/2019	400	The Fund for Homeless Women
Mr. & Mrs. Dave M. and Mary D. Barrett	11/12/2019	500	Men's Golf Association at Quail Lodge Scholarship Fund
Mr. & Mrs. Peter M. and Charlotte D. Boyle	11/12/2019	200	Men's Golf Association at Quail Lodge Scholarship Fund
Mr. John Day	11/12/2019	10	The Fund for Homeless Women
Mr. John Day	11/12/2019	10	The Fund for Homeless Women
Mr. Stuart Dong	11/12/2019	500	Men's Golf Association at Quail Lodge Scholarship Fund
Mrs. Jeanne Nakagawa	11/12/2019	25	The Fund for Homeless Women
Rev. Michael E. Reid and Mr. Bill Robnett	11/12/2019	1,000	The Fund for Homeless Women
Win Home Inspection	11/12/2019	500	Men's Golf Association at Quail Lodge Scholarship Fund
Mr. & Mrs. Paul and Elizabeth Ferguson	11/13/2019	100	Operating Fund
Joel Gambord Investments	11/14/2019	3,000	The Joel and Dena Gambord Charitable Foundation
Mr. & Mrs. Jay and d'Aulan Gentry	11/14/2019	100	Men's Golf Association at Quail Lodge Scholarship Fund
Mr. & Mrs. Russell and Monta Haisley	11/14/2019	100	Cappy Martin/Vernon Hurd Monterey Rotary Club Fund
Mr. & Mrs. Earl Wayne and Linda Cruzan	11/15/2019	85	Monterey Public Library Fund
Mr. Marc Rosen	11/15/2019	40,000	CRT Funds with CF as Trustee (Kaspick)
Ms. Krista Hanni and Mr. Scott Davis	11/15/2019	50	Women's Fund Endowment
Ms. Lorraine Yglesias-Rice	11/15/2019	84	Siembra Latinos Fund - Nonendowed
Ms. Kate Rueter	11/16/2019	35	Women's Fund Endowment
Ms. Patricia Eastman and Mr. Bill Bruffey	11/16/2019	50	The Fund for Homeless Women
Anonymous	11/18/2019	500	Men's Golf Association at Quail Lodge Scholarship Fund
Anonymous	11/18/2019	250	Men's Golf Association at Quail Lodge Scholarship Fund
Anonymous	11/18/2019	25	Men's Golf Association at Quail Lodge Scholarship Fund
Anonymous	11/18/2019	1,850	Men's Golf Association at Quail Lodge Scholarship Fund
Anonymous	11/18/2019	250	Men's Golf Association at Quail Lodge Scholarship Fund
Anonymous	11/18/2019	50	The Fund for Homeless Women
Anonymous	11/18/2019	100	The Fund for Homeless Women
Fox Fiorientino	11/18/2019	250	Men's Golf Association at Quail Lodge Scholarship Fund
Giancola Family Foundation	11/18/2019	1,000	Men's Golf Association at Quail Lodge Scholarship Fund

**COMMUNITY FOUNDATION FOR MONTEREY COUNTY**  
**GIFTS - November 2019**

<b>Donor</b>	<b>Date</b>	<b>Amount</b>	<b>Fund</b>
Jian Firzpatrick	11/18/2019	250	Men's Golf Association at Quail Lodge Scholarship Fund
John McSorley Jr.	11/18/2019	250	Men's Golf Association at Quail Lodge Scholarship Fund
Mr. & Mrs. Domingo T. and Meagan A. Alvarez	11/18/2019	1,000	Men's Golf Association at Quail Lodge Scholarship Fund
Mr. & Mrs. Scott W. and Patricia A. Gebhardt	11/18/2019	250	Men's Golf Association at Quail Lodge Scholarship Fund
Mr. & Mrs. Anthony and Lary Muller	11/18/2019	100	Men's Golf Association at Quail Lodge Scholarship Fund
Mr. & Mrs. David and Sherry Shollenbarger	11/18/2019	100	The Fund for Homeless Women
Mr. & Mrs. Donn E. and Jennifer T. Wilkerson	11/18/2019	125	Men's Golf Association at Quail Lodge Scholarship Fund
Mr. & Mrs. James and Jeanne Olin	11/18/2019	10	The Fund for Homeless Women
Mr. & Mrs. James N. and Carol L. Press	11/18/2019	75	Men's Golf Association at Quail Lodge Scholarship Fund
Mr. & Mrs. James R. and Cindy A. Hunter	11/18/2019	200	Men's Golf Association at Quail Lodge Scholarship Fund
Mr. & Mrs. John and Ann Mahoney	11/18/2019	500	Cappy Martin/Vernon Hurd Monterey Rotary Club Fund
Mr. & Mrs. John and Ann Mahoney	11/18/2019	1,000	Operating Fund
Mr. & Mrs. Mark C. and Nancy A. Mammel	11/18/2019	250	Men's Golf Association at Quail Lodge Scholarship Fund
Mr. & Mrs. Michael Besner and Margaret Thomas	11/18/2019	250	Men's Golf Association at Quail Lodge Scholarship Fund
Mr. & Mrs. Michael L. and Nancy A. Canning	11/18/2019	5,000	Men's Golf Association at Quail Lodge Scholarship Fund
Mr. & Mrs. Philip and Barbara Anastasia	11/18/2019	25	The Fund for Homeless Women
Mr. & Mrs. Richard and Joyce Thau	11/18/2019	1,000	Men's Golf Association at Quail Lodge Scholarship Fund
Mr. & Mrs. Robert E. and Sharon Sadler	11/18/2019	200	The Fund for Homeless Women
Mr. & Mrs. Steven M. and Ying C. Mitchell	11/18/2019	125	Men's Golf Association at Quail Lodge Scholarship Fund
Mr. & Mrs. Wayne and Judith Richey	11/18/2019	250	Men's Golf Association at Quail Lodge Scholarship Fund
Mr. & Mrs. Wayne and Shirley Moon	11/18/2019	500	Men's Golf Association at Quail Lodge Scholarship Fund
Mr. Alton McEwen	11/18/2019	300	Men's Golf Association at Quail Lodge Scholarship Fund
Mr. and Mrs. David Cummings	11/18/2019	250	Men's Golf Association at Quail Lodge Scholarship Fund
Mr. and Mrs. Dennis & Sally Jean Garrison	11/18/2019	150	Men's Golf Association at Quail Lodge Scholarship Fund
Mr. and Mrs. George & Lori Fitch	11/18/2019	200	Men's Golf Association at Quail Lodge Scholarship Fund
Mr. and Mrs. Ronald Leidig	11/18/2019	100	Men's Golf Association at Quail Lodge Scholarship Fund
Mr. and Mrs. Ronald Read	11/18/2019	150	Men's Golf Association at Quail Lodge Scholarship Fund
Mr. and Ms. Linda & Jerry Floyd	11/18/2019	250	Men's Golf Association at Quail Lodge Scholarship Fund
Mr. Bob Puelz	11/18/2019	250	Men's Golf Association at Quail Lodge Scholarship Fund
Mr. Chad W. Hinds	11/18/2019	200	Men's Golf Association at Quail Lodge Scholarship Fund
Mr. David B. Mosley	11/18/2019	500	Men's Golf Association at Quail Lodge Scholarship Fund
Mr. David M. Hall	11/18/2019	300	Men's Golf Association at Quail Lodge Scholarship Fund
Mr. Douglas Adams	11/18/2019	275	Men's Golf Association at Quail Lodge Scholarship Fund
Mr. Eric P. Handler	11/18/2019	500	Men's Golf Association at Quail Lodge Scholarship Fund

**COMMUNITY FOUNDATION FOR MONTEREY COUNTY**  
**GIFTS - November 2019**

<b>Donor</b>	<b>Date</b>	<b>Amount</b>	<b>Fund</b>
Mr. Eric P. Handler	11/18/2019	50	Men's Golf Association at Quail Lodge Scholarship Fund
Mr. George T. Protsman and Mrs. Lisa L. Carlisle	11/18/2019	50	Men's Golf Association at Quail Lodge Scholarship Fund
Mr. George T. Protsman and Mrs. Lisa L. Carlisle	11/18/2019	250	Men's Golf Association at Quail Lodge Scholarship Fund
Mr. Gregory B. Northcraft	11/18/2019	1,000	Men's Golf Association at Quail Lodge Scholarship Fund
Mr. Harry E. Woodworth	11/18/2019	500	Men's Golf Association at Quail Lodge Scholarship Fund
Mr. Hunter V. Finnell	11/18/2019	100	Men's Golf Association at Quail Lodge Scholarship Fund
Mr. James Gafke	11/18/2019	150	Men's Golf Association at Quail Lodge Scholarship Fund
Mr. James M. Holmquist	11/18/2019	150	Men's Golf Association at Quail Lodge Scholarship Fund
Mr. Jason Sims	11/18/2019	300	Men's Golf Association at Quail Lodge Scholarship Fund
Mr. John P. McWilliams	11/18/2019	300	Men's Golf Association at Quail Lodge Scholarship Fund
Mr. Jon S. Erlandson	11/18/2019	200	Men's Golf Association at Quail Lodge Scholarship Fund
Mr. Kenneth Rudisill	11/18/2019	2,000	Men's Golf Association at Quail Lodge Scholarship Fund
Mr. Lawrence Holden and Mrs. Jennifer Lawrence	11/18/2019	250	Men's Golf Association at Quail Lodge Scholarship Fund
Mr. Mark R. Sconyers	11/18/2019	200	Men's Golf Association at Quail Lodge Scholarship Fund
Mr. Martin Johnson and Mrs. Leslie R. King	11/18/2019	250	Men's Golf Association at Quail Lodge Scholarship Fund
Mr. Nicholas A. Canning	11/18/2019	500	Men's Golf Association at Quail Lodge Scholarship Fund
Mr. Nicholas A. Canning	11/18/2019	500	Men's Golf Association at Quail Lodge Scholarship Fund
Mr. Nicholas A. Canning	11/18/2019	500	Men's Golf Association at Quail Lodge Scholarship Fund
Mr. Nicholas A. Canning	11/18/2019	500	Men's Golf Association at Quail Lodge Scholarship Fund
Mr. Nicholas A. Canning	11/18/2019	200	Men's Golf Association at Quail Lodge Scholarship Fund
Mr. Richard A. Mohr	11/18/2019	250	Men's Golf Association at Quail Lodge Scholarship Fund
Mr. Richard E. Jackson and Ms. Elsa H. Con	11/18/2019	200	Men's Golf Association at Quail Lodge Scholarship Fund
Mr. Richard Kehoe	11/18/2019	250	Men's Golf Association at Quail Lodge Scholarship Fund
Mr. Robert S. Cole	11/18/2019	100	Men's Golf Association at Quail Lodge Scholarship Fund
Mr. Robin N. Dickson	11/18/2019	1,000	Men's Golf Association at Quail Lodge Scholarship Fund
Mr. Ronald H. Whitcanack	11/18/2019	250	Men's Golf Association at Quail Lodge Scholarship Fund
Ms. Claudia A. Bartelt	11/18/2019	100	The Fund for Homeless Women
Ms. Erma Hole	11/18/2019	20	The Fund for Homeless Women
Robert Wood Johnson Foundation	11/18/2019	25,000	Jessica Govea-Thorbourne Memorial Fund
Saroyan Construction, Inc.	11/18/2019	1,000	Men's Golf Association at Quail Lodge Scholarship Fund
Schwab - Mr. & Mrs. Peter K. Brooks	11/18/2019	1,000	Casa Amesti Garden and House Fund
Schwab - Mr. & Mrs. Peter K. Brooks	11/18/2019	500	General Endowment Fund of the Community Foundation
Schwartz Law Group, Inc.	11/18/2019	300	Men's Golf Association at Quail Lodge Scholarship Fund
Silicon Valley CF- Randall and Patricia Morris Fund	11/18/2019	500	The Fund for Homeless Women

**COMMUNITY FOUNDATION FOR MONTEREY COUNTY**  
**GIFTS - November 2019**

<b>Donor</b>	<b>Date</b>	<b>Amount</b>	<b>Fund</b>
Thomas Gaspich	11/18/2019	75	Men's Golf Association at Quail Lodge Scholarship Fund
Mr. & Mrs. James and Lila Thorsen	11/19/2019	300	Fund for Homeless Women Administrative Fund
Mr. & Mrs. Ramsin and Denise Ganji	11/19/2019	500	Men's Golf Association at Quail Lodge Scholarship Fund
Carmel Insurance Agency	11/20/2019	500	Men's Golf Association at Quail Lodge Scholarship Fund
Mr. & Mrs. Brian and Sandra Berris	11/20/2019	5,000	Casa Amesti Garden and House Fund
Mr. & Mrs. Robert and Mary Cushing	11/20/2019	250	Fund for Homeless Women Administrative Fund
Mr. & Mrs. Skip and Elizabeth Lord	11/20/2019	50	The Fund for Homeless Women
Mrs. Marlene Martin	11/20/2019	40	The Fund for Homeless Women
Ms. Ann E. Wieser	11/20/2019	100	The Fund for Homeless Women
Ms. Marion Gamble and Mr. John Smitherman	11/20/2019	50	The Fund for Homeless Women
Ms. Robin Venuti and Mr. Joseph Rock	11/20/2019	20	Girls' Health in Girls' Hands Scholarship Fund
The Honorable & Mrs. Richard D. and Joan B. Aldrich	11/20/2019	5,000	Casa Amesti Garden and House Fund
The Law Office of Aengus L. Jeffers	11/20/2019	500	Men's Golf Association at Quail Lodge Scholarship Fund
Anonymous	11/21/2019	100	The Fund for Homeless Women Non-Endowed Fund
Dr. and Mrs. Rolf E. Johnsen	11/21/2019	500	Cappy Martin/Vernon Hurd Monterey Rotary Club Fund
Mr. & Mrs. Bill and Holly Casey	11/21/2019	1,000	Southern Monterey County Foundation
Mr. Charles T. Olvis and Ms. Miranda S. Morris	11/21/2019	600	Dr. Gladys M. Olvis Scholarship Fund
Mr. Timothy Young	11/21/2019	500	Men's Golf Association at Quail Lodge Scholarship Fund
Mrs. D.P. Wharton	11/21/2019	75	The Fund for Homeless Women
Ms. Laura Sinks	11/21/2019	9,708	Laura Sinks Fund
Ms. Sonia Cook	11/21/2019	50	The Fund for Homeless Women
Colleagues of the Arts (COTA)	11/22/2019	1,268	Colleagues of the Arts Endowment Fund
Ms. Lisa Ostarello	11/23/2019	100	Women's Fund Endowment
Mr. & Mrs. Manuel and Susan Osorio	11/24/2019	83	Northern Monterey County Foundation - Nonendowed
Mrs. Inga Waite and Mr. Robert Smith	11/24/2019	100	Monterey Public Library Fund
Anonymous	11/25/2019	2,475	Men's Golf Association at Quail Lodge Scholarship Fund
Anonymous	11/25/2019	40	The Fund for Homeless Women
DL Communications	11/25/2019	100	Cappy Martin/Vernon Hurd Monterey Rotary Club Fund
Dr. Cindy Lee	11/25/2019	100	The Fund for Homeless Women
Mr. & Mrs. Jefferey and Nancy Watts	11/25/2019	25	The Fund for Homeless Women
Mr. & Mrs. Richard And Cynthia Westbrook	11/25/2019	10	The Fund for Homeless Women
Mr. & Mrs. Thomas W. and Judith Wills	11/25/2019	200	The Fund for Homeless Women
Mr. Phillip Silverstein	11/25/2019	1,000	Drezner Family Scholarship Fund
Ms. Anne Jones	11/25/2019	100	The Fund for Homeless Women



**COMMUNITY FOUNDATION FOR MONTEREY COUNTY**  
**GIFTS - November 2019**

<b>Donor</b>	<b>Date</b>	<b>Amount</b>	<b>Fund</b>
Ms. Diane L. Garrison	11/25/2019	40	The Fund for Homeless Women
Ms. Gayle D. Darrigo	11/25/2019	50	The Fund for Homeless Women
Ms. Jacqueline L. Shanteau	11/25/2019	250	The Fund for Homeless Women
Salinas Valley Memorial Hospital Foundation	11/25/2019	1,000,000	Salinas Valley Memorial Hospital Fndn Stewardship Fund
Schwab Charitable - Young, William and Sherry	11/25/2019	2,000	Men's Golf Association at Quail Lodge Scholarship Fund
Dinah Van Peski	11/26/2019	100	Carmel High School Class of 1952 Fund
Dr. & Mrs. Charles and Leslie Snorf	11/26/2019	70,000	The Snorf Fund
Estate of Gloria Dake	11/26/2019	451,754	Leland Edmund Dake and Gloria Urban Dake Fund
Mrs. Lisa Hoivik	11/26/2019	100	Carmel High School Class of 1952 Fund
Mrs. Suzanne Worcester	11/26/2019	100	The Fund for Homeless Women
Ms. Janet Bruman	11/26/2019	10,000	Pacific Repertory Theatre Endowment
Anonymous	11/27/2019	1,750	Operating Fund
CASA of Monterey County	11/27/2019	40,000	CASA of Monterey County Scholarship Fund
Dr. & Mrs. Richard and Mary Ann Pirotte	11/27/2019	5,000	The Fund for Homeless Women
Mr. Donald Anderson	11/27/2019	50	The Fund for Homeless Women
Mr. Frederick W. Terman and Ms. Nan Borreson	11/27/2019	1,000	The Fund for Homeless Women
Mrs. Allene A. Payton	11/27/2019	50	The Fund for Homeless Women
Ms. Mary S. Julien	11/27/2019	500	The Fund for Homeless Women
Ms. Pat Boylan and Mr. John Lett	11/27/2019	50	The Fund for Homeless Women
The James Irvine Foundation	11/27/2019	3,000	Siembra Latinos Fund - Nonendowed
Mr. Johnny Apodaca and Mrs. Janelle Gistelli	11/29/2019	50	The Fund for Homeless Women
Ms. Mary Ann Whitten	11/30/2019	7,500	Ben and Mary Ann Whitten Fund
MC Gives combined contributions	11/1 - 11/30	1,457,188	Monterey County Gives!
	<b>Total</b>	<b>3,880,598</b>	
<b>Interfund Gifts</b>			
Community Foundation for Monterey County	11/5/2019	1,500	Monterey County Gives!
Community Foundation for Monterey County	11/8/2019	50,000	Monterey County Gives!
Community Foundation for Monterey County	11/8/2019	50,000	Monterey County Gives!
Community Foundation for Monterey County	11/8/2019	500	Monterey County Gives!
Community Foundation for Monterey County	11/8/2019	250	Monterey County Gives!
Community Foundation for Monterey County	11/8/2019	1,500	Monterey County Gives!
Community Foundation for Monterey County	11/8/2019	500	Monterey County Gives!
Community Foundation for Monterey County	11/8/2019	500	Monterey County Gives!

**COMMUNITY FOUNDATION FOR MONTEREY COUNTY**  
**GIFTS - November 2019**

<b>Donor</b>	<b>Date</b>	<b>Amount</b>	<b>Fund</b>
Community Foundation for Monterey County	11/8/2019	3,500	Monterey County Gives!
Community Foundation for Monterey County	11/22/2019	1,000	Monterey County Gives!
Community Foundation for Monterey County	11/22/2019	500	Monterey County Gives!
Community Foundation for Monterey County	11/22/2019	500	Monterey County Gives!
Community Foundation for Monterey County	11/22/2019	1,000	Monterey County Gives!
Community Foundation for Monterey County	11/22/2019	3,000	Monterey County Gives!
Community Foundation for Monterey County	11/22/2019	3,000	Monterey County Gives!
Community Foundation for Monterey County	11/22/2019	1,000	Monterey County Gives!
Community Foundation for Monterey County	11/22/2019	5,000	Monterey County Gives!
Community Foundation for Monterey County	11/22/2019	500	Monterey County Gives!
Community Foundation for Monterey County	11/22/2019	20,000	Monterey County Gives!
Community Foundation for Monterey County	11/22/2019	1,500	Monterey County Gives!
Community Foundation for Monterey County	11/22/2019	2,500	Monterey County Gives!
Community Foundation for Monterey County	11/22/2019	500	Monterey County Gives!
Community Foundation for Monterey County	11/26/2019	5,000	Monterey County Gives!
Community Foundation for Monterey County	11/18/2019	642	Monterey County Gives!
Community Foundation for Monterey County	11/22/2019	100	College Futures Monterey County Fund
Community Foundation for Monterey County	11/22/2019	100	Fund for the Environment
Community Foundation for Monterey County	11/22/2019	250	Girls' Health in Girls' Hands Scholarship Fund
Community Foundation for Monterey County	11/22/2019	50	Scholarship Fund for Homeless Women
Community Foundation for Monterey County	11/22/2019	500	Siembra Latinos Fund - Nonendowed
<b>Total</b>		<b>154,892</b>	

**Total Gifts      4,035,490**

**Contribution & Bequest Receivable**

	<b>Date</b>	<b>Amount</b>	<b>Fund</b>
Estate of Charles de Guigne	11/8/2019	19,989,487	Charles Auguste de Guigne Charitable Foundation
Ventura County Community Foundation	11/11/2019	48,184	Census 2020 - VCCF & State of CA
<b>Total Receivables</b>		<b><u><u>48,184</u></u></b>	

**COMMUNITY FOUNDATION FOR MONTEREY COUNTY**  
**GRANTS - November 2019**

<b>Grantee</b>	<b>Program Name</b>	<b>Granted</b>	<b>Date</b>	<b>Fund</b>
ACTION Council of Monterey County	The James Irvine Foundation Salinas Leadership Fund	38,055.00	11/22/2019	Mujeres en Accion
ACTION Council of Monterey County	The James Irvine Foundation Salinas Leadership Fund	38,055.00	11/22/2019	Ciclovia for youth leadership development
ACTION Council of Monterey County	The James Irvine Foundation Salinas Leadership Fund	38,055.00	11/22/2019	Building Healthy Communities
All Saints' Episcopal Day School	The Carmel Realty Foundation	5,000.00	11/8/2019	general operating support
American Cancer Society Inc	Tim and Cindy Minor Charitable Giving Fund	1,000.00	11/22/2019	general operating support
American Red Cross of the Central Coast	Robert and Virginia Stanton Endowment Fund	36,303.00	11/8/2019	Red Cross Community Emergency Vehicle
Baktun 12	The James Irvine Foundation Salinas Leadership Fund	38,055.00	11/22/2019	capacity building and program support
Boys & Girls Clubs of Monterey County	Rick and Tonya Antle Fund	10,000.00	11/8/2019	college readiness program
Boys & Girls Clubs of Monterey County	Andy and Steffanie Smith Fund	5,000.00	11/22/2019	2019 Youth of the Year College and Career Program
Carmel Bach Festival	The Buffett Fund	50,000.00	11/22/2019	general operating support
Carmel Mission Foundation	The Carmel Realty Foundation	5,000.00	11/22/2019	general operating support
Carmel River Watershed Conservancy	Peggy Downes Baskin Fund for Women's Reentry	518.00	11/22/2019	ocean-river connection curriculum development project
Central Coast Center for Independent Living	Center for Nonprofit Excellence #6	5,000.00	11/8/2019	Coaching and consulting to support E D transition
Children's Hospital Foundation	The Joel and Dena Gambord Charitable Foundation	5,000.00	11/26/2019	in honor of Bonnie S. Dewitt
COPA	The James Irvine Foundation Salinas Leadership Fund	38,055.00	11/22/2019	Developing Powerful Civic Leaders in Salinas
Congregation Beth Israel	Martin R. Wolf Family Fund	1,000.00	11/8/2019	Carmel Jewish Film Festival Violins of Hope sponsorship
CSU Chico	The Nan Borreson and Fred Terman Scholarship Fund	2,500.00	11/8/2019	Elein Clara
CSU Sacramento	College Futures Monterey County Fund	4,000.00	11/22/2019	Diana Lizbeth Castro
Diversity Center - Santa Cruz	General Endowment Fund of the Community Foundation	250.00	11/22/2019	Operating support
Doctors Without Borders	Tim and Cindy Minor Charitable Giving Fund	1,000.00	11/22/2019	general operating support
Elkhorn Slough Foundation	The Buffett Fund	15,000.00	11/22/2019	Endowment fund
Feather River Land Trust	Maija, Eva and Cody West Family Fund	750.00	11/8/2019	for the Olsen Barn and the Maidu Inclusion Program
Food Bank for Monterey County	The Buffett Fund	5,000.00	11/22/2019	distribution of food
Foundation for Self Leadership	Andy and Steffanie Smith Fund	10,000.00	11/8/2019	support Phase II of IFS Research Study
Friends of the Monterey Public Library	Pass Thru Fund	250.00	11/8/2019	general operating support
Future Citizens Foundation	The Carmel Realty Foundation	5,000.00	11/8/2019	general operating support
Future Citizens Foundation	The Carmel Realty Foundation	5,000.00	11/8/2019	general operating support
Future Citizens Foundation	Sarah and Robert Bouchier Fund	250.00	11/22/2019	general operating support
German Shepherd Rescue of Northern California	General Endowment Fund of the Community Foundation	250.00	11/22/2019	General support
Girls Inc. of the Central Coast	The James Irvine Foundation Salinas Leadership Fund	38,055.00	11/22/2019	Leadership development and mentoring for young women
GLIDE Foundation	Gloria Fund	500.00	11/8/2019	Thanksgiving fund
Golden Oldies Cat Rescue	John and Kristina Magill Fund	500.00	11/22/2019	Best Forever Feline Friend foster/adoption project
Harmony at Home	Rick and Tonya Antle Fund	5,000.00	11/8/2019	teen programs
Hartnell College	College Futures Monterey County Fund	1,500.00	11/8/2019	Lucia Esmeralda Paredes Cerda
Hartnell College	College Futures Monterey County Fund	1,500.00	11/22/2019	Raul Magos Padilla
Healing & Reconciliation Institute	Maija, Eva and Cody West Family Fund	-	11/8/2019	general operating support
Hospice Giving Foundation	The Carmel Realty Foundation	5,200.00	11/8/2019	2019 scramble
Hospice Giving Foundation	The Carmel Realty Foundation	5,000.00	11/8/2019	general operating support

**COMMUNITY FOUNDATION FOR MONTEREY COUNTY**  
**GRANTS - November 2019**

<b>Grantee</b>	<b>Program Name</b>	<b>Granted</b>	<b>Date</b>	<b>Fund</b>
Human Rights Action Center	Rick and Tonya Antle Fund	1,000.00	11/8/2019	general operating support
Insight Meditation Center of the Mid-Peninsula	MacGowan Pathwanderer Fund	500.00	11/8/2019	general operating support
Institute for Humane Studies	F.B. and B.H. Keith Fund	1,000.00	11/22/2019	general operating support
KAZU-FM Radio 90.3	Maija, Eva and Cody West Family Fund	250.00	11/8/2019	general operating support
Keep Playing Baseball	Rick and Tonya Antle Fund	500.00	11/22/2019	general operating support
KQED, Inc.	Fuhs Family Foundation Fund	1,000.00	11/8/2019	leadership donation
Methodist Foundation of Pacific Grove	Methodist Foundation of Pacific Grove Stewardship Fund	3,000.00	11/8/2019	capital fund for property improvements or repairs
Monterey Bay Aquarium Foundation	Dr. James Valentine Fund	2,500.00	11/22/2019	general operating support
Monterey Bay Central Labor Council	The James Irvine Foundation Salinas Leadership Fund	38,055.00	11/22/2019	Leadership development and mentoring program
Monterey County Symphony Association	Robert and Virginia Stanton Endowment Fund	50,000.00	11/8/2019	Support for OVATION, the 2019-20 Season
Monterey Museum of Art	Robert and Virginia Stanton Endowment Fund	14,000.00	11/8/2019	Increasing Sustainability
Monterey Peninsula College	College Futures Monterey County Fund	1,500.00	11/8/2019	Eric Ruiz Monroy
Monterey Peninsula College Foundation	Dr. James Valentine Fund	5,000.00	11/22/2019	Sea of Dreams Evening of Opportunity Gala
Music Camp International	F.B. and B.H. Keith Fund	500.00	11/22/2019	general operating support
National Disaster Search Dog Foundation	The Joel and Dena Gambord Charitable Foundation	30,000.00	11/26/2019	to support the training of three dogs
Odyssey Charter School	Mahoney/Peterson Family Fund	1,000.00	11/22/2019	education programs
Pacific Repertory Theatre	The Buffett Fund	25,000.00	11/22/2019	general operating support
Salvation Army - Monterey Peninsula Corps	Robert and Virginia Stanton Endowment Fund	50,000.00	11/8/2019	Child Development Center Playground Renovation
Salvation Army - Monterey Peninsula Corps	The Buffett Fund	5,000.00	11/22/2019	Christmas meal tickets
Salvation Army - Monterey Peninsula Corps	F.B. and B.H. Keith Fund	500.00	11/22/2019	general operating support
Salvation Army - Watsonville	Clint and Karen Miller Charitable Fund	1,500.00	11/15/2019	Second Annual Kettle Kickoff
San Francisco Zen Center	MacGowan Pathwanderer Fund	1,000.00	11/8/2019	general operating support
Save the Sea Turtles International	Maija, Eva and Cody West Family Fund	500.00	11/8/2019	general operating support for Water Inspired
SPCA of Monterey County	Jack and Donna Hardy Fund	5,000.00	11/22/2019	Fund a Need
Southern Poverty Law Center	Tim and Cindy Minor Charitable Giving Fund	1,000.00	11/22/2019	general operating support
Stanford University	Tim and Cindy Minor Charitable Giving Fund	1,000.00	11/22/2019	general operating support
Stanford University	Sarah and Robert Bouchier Fund	1,000.00	11/22/2019	The Stanford Fund
Stanford University	Sarah and Robert Bouchier Fund	500.00	11/22/2019	School of Law
Stevenson School	The Carmel Realty Foundation	25,000.00	11/8/2019	general operating support
Stevenson School	Wiegand Family Foundation	1,500.00	11/22/2019	the Don L. Dormer Coach's Fund
Stevenson School	F.B. and B.H. Keith Fund	2,500.00	11/22/2019	The Keith Scholar Endowment
Sun Street Centers	Pass Thru Fund	5,000.00	11/8/2019	general operating support
The Carter Center, Inc.	Donald McEnry Davis Charitable Fund	10,000.00	11/8/2019	general operating support at the discretion of Phil Wise
The Epicenter	The James Irvine Foundation Salinas Leadership Fund	38,055.00	11/22/2019	Youth-led community center developing
The Nature Conservancy	Hughes-Rivera Family Fund	500.00	11/22/2019	protecting nature, preserving life
UC Davis	College Futures Monterey County Fund	3,000.00	11/22/2019	Jacob Perez
YMCA OF AUSTIN	Rick and Tonya Antle Fund	1,000.00	11/8/2019	for programs in the East Community of Austin
<b>Total Grants</b>		<b>748,961</b>		

**COMMUNITY FOUNDATION FOR MONTEREY COUNTY**  
**GRANTS - November 2019**

<b>Grantee</b>	<b>Program Name</b>	<b>Granted</b>	<b>Date</b>	<b>Fund</b>
<b>Interfund Grants</b>				
Community Foundation for Monterey County	Colburn and Alana Jones Foundation	50,000.00	11/8/2019	JONES TO GIVES
Community Foundation for Monterey County	The Buffett Fund	50,000.00	11/8/2019	BUF2 TO GIVES
Community Foundation for Monterey County	Fuqua Family Foundation Fund	500.00	11/8/2019	FUQUA TO GIVES
Community Foundation for Monterey County	Vanderbilt Charitable Fund	250.00	11/8/2019	VAND TO GIVES
Community Foundation for Monterey County	Vallentin Fund	1,500.00	11/8/2019	VALLE TO GIVES
Community Foundation for Monterey County	Hughes-Rivera Family Fund	1,500.00	11/8/2019	HUGH TO GIVES
Community Foundation for Monterey County	Maija, Eva and Cody West Family Fund	500.00	11/8/2019	WESTS TO GIVES
Community Foundation for Monterey County	MacGowan Pathwanderer Fund	3,500.00	11/8/2019	MACG TO GIVES
Community Foundation for Monterey County	Maija, Eva and Cody West Family Fund	500.00	11/8/2019	WESTS to GIVES
Community Foundation for Monterey County	Sarah and Robert Bouchier Fund	500.00	11/22/2019	BOUCH TO GIVES
Community Foundation for Monterey County	Sarah and Robert Bouchier Fund	250.00	11/22/2019	BOUCH TO GHGH
Community Foundation for Monterey County	Tim and Cindy Minor Charitable Giving Fund	1,000.00	11/22/2019	MINOR TO GIVES
Community Foundation for Monterey County	F.B. and B.H. Keith Fund	500.00	11/22/2019	KEITH TO GIVES
Community Foundation for Monterey County	Nonella Family Fund	500.00	11/22/2019	NONE TO GIVES
Community Foundation for Monterey County	General Endowment Fund of the Community Foundation	100.00	11/22/2019	GEN to CFMCF
Community Foundation for Monterey County	General Endowment Fund of the Community Foundation	100.00	11/22/2019	GEN to ENVI
Community Foundation for Monterey County	General Endowment Fund of the Community Foundation	50.00	11/22/2019	GEN to HOMES
Community Foundation for Monterey County	Tom Grainger Memorial Fund	1,000.00	11/22/2019	GRAIN TO GIVES
Community Foundation for Monterey County	Vanderbilt Charitable Fund	3,000.00	11/22/2019	VAND TO GIVES
Community Foundation for Monterey County	The Joel and Dena Gambord Charitable Foundation	3,000.00	11/22/2019	GAMB TO GIVES
Community Foundation for Monterey County	Birt and Kathleen Johnson, Jr. Fund	500.00	11/22/2019	JOHN TO SIEM
Community Foundation for Monterey County	The Fred Rowden Memorial Fund	641.68	11/22/2019	ROWD TO GIVES
Community Foundation for Monterey County	Peggy Downes Baskin Fund for Women's Reentry	1,000.00	11/22/2019	BASK TO GIVES
Community Foundation for Monterey County	The Brown Family Fund	5,000.00	11/22/2019	BROWN TO GIVES
Community Foundation for Monterey County	Huth Family Fund	500.00	11/22/2019	HUTH TO GIVES
Community Foundation for Monterey County	Doolittle Fund	20,000.00	11/22/2019	DOOL2 TO GIVES
Community Foundation for Monterey County	Rick and Tonya Antle Fund	1,500.00	11/22/2019	ANTL TO GIVES
Community Foundation for Monterey County	Dr. James Valentine Fund	2,500.00	11/22/2019	VALEN TO GIVES
Community Foundation for Monterey County	The Joel and Dena Gambord Charitable Foundation	5,000.00	11/26/2019	GAMB TO GIVES
<b>Total Interfund Grants</b>		<b>154,892</b>		
<b>Total Grants</b>		<b>903,853</b>		