



Here for Good

Community Foundation
for Monterey County

FINANCIAL STATEMENT

For the Ten Months Ended October 31, 2019

COMMUNITY FOUNDATION FOR MONTEREY COUNTY
FINANCIAL REPORTS
For the Ten Months Ended October 31, 2019

TABLE OF CONTENTS

Section I – Financial Reports	Page(s)
Notes to Financial Statements	1 - 2
Statement of Financial Position	3 - 4
Statement of Activities	5 - 6
Section II – Combined Operating Fund	
Comparisons of Actual to Budget - Operating Fund	7
Operating Cash on Hand	8
Section III – Fund Reports	
Investment Holdings - Long Term Fund Portfolio	9
Investment Performance Report - Long Term Fund Portfolio	10 - 11
Investment Holdings - Medium Term Fund Portfolio	12
Investment Performance Report - Medium Term Fund Portfolio	13
Investment Holdings - ESG Fund Portfolio	14
Investment Performance Report - ESG Fund Portfolio	15
Investment Holdings - DRIM Portfolio	16
Investment Performance Report - DRIM Portfolio	17
Gifts Received – Current Month	18 - 21
Grants Approved – Current Month	22 - 23

COMMUNITY FOUNDATION FOR MONTEREY COUNTY
NOTES TO THE FINANCIAL STATEMENTS
For the Ten Months Ended October 31, 2019

Assets

Total Assets through 10/31/2019 are \$276,504,810 a 7.98% increase since October 2018 and an 11.20% increase since December 2018. (p. 4)

Charitable Remainder Trusts (CRT) and Charitable Gift Annuities (CGA)

The CRT and CGA funds have been adjusted to reflect the activity and balances per Kaspick & Company and the third-party account balances as of December 31, 2018. In October, Richard Ruh and Wendy Palmer established the Palmeroo CRT with \$10,000 cash and a house in Monte Sereno, CA valued at \$1,600,000, with a remainder value calculated at \$635,660; and Janet Morse established a CGA with stock valued at \$40,350, and has a calculated remainder value of \$27,227, for the benefit of Carmel Valley Manor Foundation. (p. 4)

Realized and Unrealized Gains and Losses on Investments

Net year-to-date realized losses were \$18,657, and unrealized gains were \$20,586,056, for a total gain of \$20,567,399. (p. 6)

Operating Fund

Total revenue was \$111,633 more than the budget, and total expenses were \$118,909 less than the budget, unrealized gains were \$51,274 on the operating reserve held in the Medium-Term Fund portfolio. The actual net operating deficit is \$60,536 compared to a budgeted deficit of \$342,038. (p. 7)

Note: The Expendable Operating Cash-on-Hand is at 5.7 months, excluding the operating reserve of \$500,000 and the building reserve of \$150,000. (p. 8)

Portfolio Performance

The market value of the Long-Term Fund portfolio at 10/30/2019 was \$196,954,211. The one-year Total Return for the Long-Term Endowment Portfolio was 9.4% compared to the Policy Index of 11.0%. (p. 9-11)

The market value of the Medium-Term Fund portfolio at 10/31/2019 was \$7,406,085. The one-year Total Return for the Long-Term Endowment Portfolio was 10.5% compared to the Policy Index of 11.4%. (p. 12-13)

The market value of the ESG Fund portfolio at 10/31/2019 was \$3,794,591. The one-year Total Return for the Long-Term Endowment Portfolio was 12.3% compared to the Policy Index of 12.5%. (p. 14-15)

The market value of the DRIM Fund portfolio at 10/31/2019 was \$2,779,792. The one-year Total Return for the DRIM Portfolio was 5.4% compared to the Policy Index of -8.3%. Due to the timing of the DRIM reports, there is a one-month lag in the performance reporting. (p. 16-17)

Special Program Funds

Special Program Funds include: Pathways to Safety, funded by the ACTION Council of Monterey County; the Center for Nonprofit Excellence funded by the David and Lucile Packard Foundation; the College Futures Foundation program, funded by the College Futures Foundation; the Monterey County Development Professionals, funded with the remaining assets from the dissolution of the Development Executive Network, to be used for professional development for people new to the fundraising field, and networking

COMMUNITY FOUNDATION FOR MONTEREY COUNTY
NOTES TO THE FINANCIAL STATEMENTS
For the Ten Months Ended October 31, 2019

among those involved in fund development; and the Salinas Leadership project, funded by the James Irvine Foundation; and the Monterey County Gives annual campaign.

In September, we became co-trustee of the Rudy Futer Pony Trust, which was established by Mr. Futer for the care of his miniature ponies. The remaining ponies are Rooster, Rusty, Sable and Trooper. The current value of the trust is \$339,732. When the trust terminates, the remainder will be added to the Rudy E. Futer Fund for Human & Humane Needs.

Total Special Program revenue was \$1,620,193 and total expenses were \$5,823,366, which includes grants totaling \$5,295,709 from the 2018 Monterey County Gives campaign. (p. 5-6)

Gifts, Pledges, Bequests, Future Funds Greater than \$25,000, and Grants

Total new contributions for the month were \$2,642,343, including: (p. 18-21)

Donor	Date	Amount	Fund
Ms. Janet W. Morse	10/4/2019	40,350	CGA Investment
Mr. Richard Ruh and Mrs. Wendy Palmer	10/15/2019	1,610,000	CRT Funds with CF as Trustee (Kaspick)
Carmel Realty Company	10/25/2019	30,000	The Carmel Realty Foundation
Dr. George Somero and Dr. Amy Anderson	10/30/2019	74,685	Amy Anderson and George Somero Fund
Mrs. Cornelia Holden and Mr. Kevin Hicks	10/30/2019	40,172	Global Student Leadership Fund

Contribution/Bequest Receivables

We recorded payment on a receivable in the amount of \$72,276 from the Ventura County Community Foundation for the Census 2020 Fund. (p. 21)

Grants to agencies for the month totaling \$448,101 were approved and recorded. (p. 22-23)

COMMUNITY FOUNDATION FOR MONTEREY COUNTY
STATEMENT OF FINANCIAL POSITION
CONSOLIDATED - ALL FUNDS
For the Ten Months Ended October 31, 2019 and October 31, 2018

	<u>COMBINED OPERATING</u>	<u>SPECIAL PROGRAMS</u>	<u>ENDOWMENT</u>	<u>NON ENDOWED</u>	<u>BEQUEST, CRT RECEIVABLES</u>	<u>TOTAL October 31, 2019</u>	<u>TOTAL October 31, 2018</u>
ASSETS							
Cash:							
Cash & Cash Equivalents	1,651,134	2,112,251	2,374,968	3,374,796	0	9,513,150	9,280,416
Investments - Long Term Fund Portfolio	0	0	137,223,470	59,730,741	0	196,954,211	174,925,134
Investments - Medium Term Fund Portfolio	601,284	0	0	6,804,801	0	7,406,085	4,653,567
Investments - ESG Fund Portfolio	0	0	3,209,214	585,377	0	3,794,591	3,380,555
Separately Invested - DRIM Portfolio	0	0	0	2,779,792	0	2,779,792	2,960,855
Separately Invested - Pony Trust	0	339,732	0	0	0	339,732	0
Total Cash & Investments	2,252,418	2,451,983	142,807,652	73,275,508	0	220,787,561	195,200,526
Accounts Receivable:							
Pledges & Contributions Receivable	0	0	4,000	12,750	577,663	594,413	16,750
Bequests & Remainder Interest	0	0	0	0	264,615	264,615	264,615
Due from OPER	0	0	1,201,522	0	0	1,201,522	1,262,302
Investment in an LLC	0	0	21,000,000	0	0	21,000,000	21,000,000
Charitable Remainder Trusts	0	0	0	0	26,686,337	26,686,337	32,704,310
Charitable Gift Annuities	0	0	0	0	3,724,470	3,724,470	3,776,462
Total Accounts Receivable	0	0	22,205,522	12,750	31,253,085	53,471,358	59,024,439
Other Assets:							
Prepaid Expenses	33,903	0	0	0	0	33,903	1,545
Property-Net of Depreciation	1,865,486	0	0	0	0	1,865,486	1,835,799
de Guigne Property Improvements	0	0	346,501	0	0	346,501	0
Total Other Assets	1,899,390	0	346,501	0	0	2,245,891	1,837,344
TOTAL ASSETS	4,151,807	2,451,983	165,359,675	73,288,258	31,253,085	276,504,810	256,062,308

COMMUNITY FOUNDATION FOR MONTEREY COUNTY
STATEMENT OF FINANCIAL POSITION
CONSOLIDATED - ALL FUNDS
For the Ten Months Ended October 31, 2019 and October 31, 2018

	<u>COMBINED OPERATING</u>	<u>SPECIAL PROGRAMS</u>	<u>ENDOWMENT</u>	<u>NON ENDOWED</u>	<u>BEQUEST, CRT RECEIVABLES</u>	<u>TOTAL October 31, 2019</u>	<u>TOTAL October 31, 2018</u>
LIABILITIES & NET ASSETS							
Liabilities:							
Grants Payable	0	0	377,993	615,021	0	993,014	726,783
Contingent Liabilities	0	0	0	0	20,009,483	20,009,483	22,793,102
Funds held as Agency Endowments	0	0	5,618,470	0	0	5,618,470	5,927,483
Funds held as Stewardship Funds	0	0	0	21,850,007	0	21,850,007	22,394,260
Payroll, Misc. and Accts Payable	1,328,011	8,874	714	0	0	1,337,599	1,456,363
Total Liabilities	1,328,011	8,874	5,997,177	22,465,028	20,009,483	49,808,573	53,297,991
Net Assets:							
Net Assets-Beginning Balance	2,885,299	6,649,538	141,189,002	34,571,260	13,076,060	198,371,158	213,820,147
Change in Net Assets - Current Year	(61,503)	(4,206,428)	18,173,497	16,251,970	(1,832,458)	28,325,079	(11,055,830)
Total Net Assets	2,823,796	2,443,110	159,362,499	50,823,230	11,243,602	226,696,236	202,764,317
TOTAL LIABILITIES & NET ASSETS	4,151,807	2,451,983	165,359,675	73,288,258	31,253,085	276,504,810	256,062,308

COMMUNITY FOUNDATION FOR MONTEREY COUNTY
STATEMENT OF ACTIVITIES
CONSOLIDATED - ALL FUNDS
For the Ten Months Ended October 31, 2019 and October 31, 2018

	<u>COMBINED OPERATING</u>	<u>SPECIAL PROGRAMS</u>	<u>ENDOWMENT</u>	<u>NON ENDOWED</u>	<u>BEQUEST, CRT RECEIVABLES</u>	<u>TOTAL October 31, 2019</u>	<u>TOTAL October 31, 2018</u>
SUPPORT AND REVENUE:							
Contributions	52,904	872,039	796,733	14,745,488	0	16,467,164	12,652,523
Interfund Gifts	49,874	32,000	72,408	2,563,635	0	2,717,916	1,119,818
Pledge Payments Received	0	367,750	0	72,276	0	440,026	1,794,000
Future Contributions-A/R-Pledge-CRT-CGA	0	0	0	0	1,946,386	1,946,386	1,758,054
Contributions Received via Bequest	170,002	346,842	6,127,662	0	20,000	6,664,505	21,052,685
Change in Value, Split Interest Trusts, Future Assets	0	0	0	0	2,930,735	2,930,735	0
Gain/Loss on Sale of Property	0	0	0	0	0	0	0
Income from Related Party (LLC)	0	0	0	0	0	0	0
Interest & Dividend Income	57,060	1,563	2,270,096	1,075,760	0	3,404,478	3,235,681
Administrative Fees	2,019,812	0	0	0	0	2,019,812	2,035,965
Fees from Special Projects	22,006	0	0	0	0	22,006	24,676
Workshop and Contract Service Income	25,074	0	0	0	0	25,074	7,173
Misc Income/Returned Grants	67,631	0	44,780	3,066	0	115,478	155,880
Total Support and Revenue	2,464,363	1,620,193	9,311,679	18,460,224	4,897,121	36,753,580	43,836,457
EXPENSES:							
Operating Expenses and Distributions:							
Salaries & Benefits	1,773,310	0	0	0	0	1,773,310	1,710,654
Administrative Costs	447,960	183,301	0	0	0	631,261	549,154
Occupancy Costs	143,525	0	0	0	0	143,525	148,000
Development Expenses	208,800	14,667	0	0	0	223,467	221,730
Board & Committee Expenses	2,265	0	0	0	0	2,265	3,155
Total Operating Expenses	2,575,859	197,968	0	0	0	2,773,827	2,632,694

COMMUNITY FOUNDATION FOR MONTEREY COUNTY
STATEMENT OF ACTIVITIES
CONSOLIDATED - ALL FUNDS
For the Ten Months Ended October 31, 2019 and October 31, 2018

	<u>COMBINED OPERATING</u>	<u>SPECIAL PROGRAMS</u>	<u>ENDOWMENT</u>	<u>NON ENDOWED</u>	<u>BEQUEST, CRT RECEIVABLES</u>	<u>TOTAL October 31, 2019</u>	<u>TOTAL October 31, 2018</u>
Grants and Grant Related Expenses:							
Grants	0	5,386,245	4,096,618	5,784,212	0	15,267,074	14,498,403
Interfund Grants	0	224,525	331,730	2,161,661	0	2,717,916	1,119,818
Pledge Payments Paid	0	0	0	0	440,026	440,026	1,794,000
Bequests Payments/Transfers	0	0	0	0	6,252,717	6,252,717	21,000,000
Other Expenses	0	14,628	(762,708)	250	0	(747,830)	4,679,541
Other Payments/Transfers	0	0	(43,264)	43,264	0	0	0
Grant Related Expenses	0	0	1,760	0	0	1,760	0
Administrative Fees	0	0	1,487,898	495,079	36,835	2,019,812	2,035,965
Fees to Managers	314	0	189,903	79,414	0	269,631	262,696
Total Grants and Grant Related Expenses	314	5,625,398	5,301,937	8,563,880	6,729,579	26,221,107	45,390,423
 Total Expenses and Grants	 2,576,173	 5,823,366	 5,301,937	 8,563,880	 6,729,579	 28,994,934	 48,023,117
 Excess of Revenues (Expenses)							
Before Gains on Investments & Transfers	(111,810)	(4,203,173)	4,009,742	9,896,344	(1,832,458)	7,758,646	(4,186,661)
 GAINS(LOSS) ON INVESTMENTS:							
Realized-Gain (Loss)	0	(2,406)	0	(16,251)	0	(18,657)	136,749
Unrealized-Gain(Loss)	51,274	(850)	14,163,755	6,371,877	0	20,586,056	(7,005,918)
Total Gain/(Loss) on Investments	51,274	(3,256)	14,163,755	6,355,626	0	20,567,399	(6,869,169)
 Change in Net Assets	 (60,536)	 (4,206,428)	 18,173,497	 16,251,970	 (1,832,458)	 28,326,045	 (11,055,830)
 Net Assets Beginning of Year	 2,885,299	 6,649,538	 141,189,002	 34,571,260	 13,076,060	 198,371,158	 213,820,147
 Net Assets, End of Period	 2,824,763	 2,443,110	 159,362,499	 50,823,230	 11,243,602	 226,697,203	 202,764,317

COMMUNITY FOUNDATION FOR MONTEREY COUNTY
Combined Operating Fund Budget vs. Actual
For the Ten Months Ended October 31, 2019 and October 31, 2018

	Year-To-Date			YTD Actual 10/31/2018
	Actual	Budget	Variance	
REVENUE				
Contributions - Foundations	39,264	2,500	36,764	2,524
Contributions - Indiv/Corp	13,640	32,500	(18,860)	12,935
Contributions - Interfund	49,874	39,523	10,351	44,007
Pledge Payments Received	0	0	0	0
Bequests Received	170,002	61,311	108,691	52,685
Admin Fees	2,019,812	2,130,324	(110,512)	2,035,965
Special Project Fees	22,006	10,070	11,936	24,676
Workshops/Contracts	25,074	22,400	2,674	7,173
Miscellaneous Income	67,631	41,602	26,029	45,772
Interest and Dividends	57,060	12,500	44,560	25,835
Total Revenue	2,464,363	2,352,730	111,633	2,251,573
EXPENSE				
Personnel				
Salaries and Wages	1,375,516	1,429,022	(53,506)	1,331,696
Payroll Taxes	99,850	104,719	(4,870)	97,476
Insurance and Other Benefits	297,943	319,437	(21,494)	281,482
Sub-total	1,773,310	1,853,178	(79,869)	1,710,654
Administrative				
Supplies	16,819	17,198	(379)	19,087
Equip / Computer Maintenance	98,271	91,553	6,718	100,141
Bank Charges	18,088	12,000	6,088	10,679
Printing	11,364	15,395	(4,031)	7,933
Postage / Freight	14,076	15,220	(1,144)	15,336
Dues/Subscriptions	28,691	35,824	(7,133)	20,449
Services (legal, acct, consult)	38,461	39,910	(1,449)	110,339
D&O Insurance	113,013	110,340	2,673	3,237
Telecommunications	13,332	15,330	(1,998)	14,908
Conferences & Training	30,346	27,950	2,396	21,565
Miscellaneous	2,070	7,900	(5,830)	4,996
Depreciation	63,430	63,430	0	68,640
Sub-total	447,960	452,050	(4,090)	397,310
Facilities				
Property / Liability Insurance	11,794	12,000	(206)	11,625
Maintenance / Repairs	7,359	9,170	(1,811)	9,840
Janitorial & Landscaping	18,077	17,080	997	16,345
Rent	40,762	43,320	(2,558)	39,577
Mortgage, Interest & Property Taxes	40,995	40,995	0	44,604
Utilities	24,538	25,830	(1,292)	26,010
Sub-total	143,525	148,395	(4,870)	148,000
Development, Program & Staff				
Donor Development	91,377	88,650	2,727	77,809
Advertising & Promotion	40,210	38,034	2,176	35,226
Mileage, Meals & Meetings	8,359	9,970	(1,611)	8,662
Workshops	37,970	42,056	(4,086)	23,180
Annual Meetings	2,236	29,500	(27,264)	25,734
Annual Report	26,279	26,000	279	24,463
Staff Recognition Expenses	2,369	3,050	(681)	2,128
Board & Committee Expenses	2,265	3,884	(1,619)	3,155
Sub-total	211,065	241,144	(30,079)	200,356
Total Expenses	2,575,859	2,694,768	(118,909)	2,456,321
Net Income / (Loss) Before Investment Returns	(111,496)	(342,038)	230,542	(204,748)
Realized Gains/(Losses)	51,274	0	51,274	1,010
Unrealized Gains/(Losses)	0	0	0	(25,745)
Investment Management Fee	314	0	314	
Net Income / (Loss) Including Investment Returns	(60,536)	(342,038)	281,502	(229,483)

COMMUNITY FOUNDATION FOR MONTEREY COUNTY
Operating Cash on Hand and Reserves - October 2019
With Projections through January 2020

Operating Cash on Hand:

Cash & Cash Equivalents	2,252,418
Less: Liabilities, excluding future period loan payments	190,986
Total Cash Available	2,061,432

Add: Accounts Receivable	
Prepaid Expenses	33,903
Total Accounts Receivable and Prepaid Expenses	33,903

Total Cash Expendable **2,095,335**

Restrictions on cash available

Less: Building Reserve	(150,000)
Less: Operating Reserve	(500,000)
Total Restricted Cash	(650,000)

Unrestricted cash available **1,445,335**

<i>Estimated revenue-Next Quarter</i>	924,661
<i>Estimated spending-Next Quarter</i>	(825,985)

Estimated unrestricted cash remaining **1,544,011**

BUDGET

Notes:

	<u>2019</u>
Annual Expenses excluding depreciation	3,188,843
Capital Expenses-Depreciation	76,113
Total Cash needs	3,264,956

(1) One month reserve	272,080
(2) Six-month reserve	1,632,478
(3) Number of months of expendable cash on hand	5.7







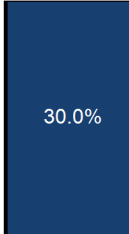


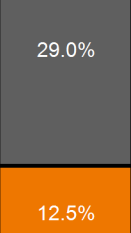
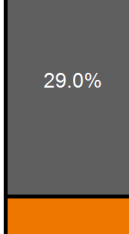

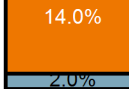
COMMUNITY FOUNDATION FOR MONTEREY COUNTY
LONG TERM INVESTMENT PORTFOLIO
Activity for the Month of: October 2019

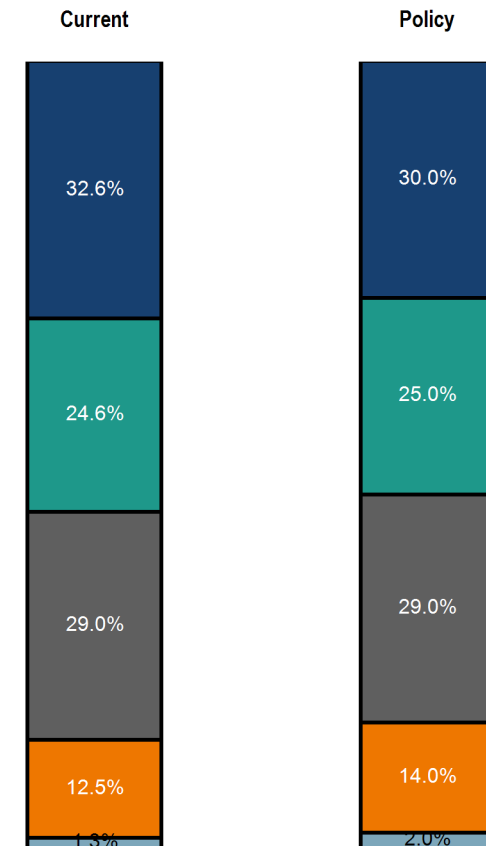
Market At Last Trade Date	Number of Shares	Code	Investment Account	Beginning Book	Beginning Market	Net Additions	Transfers	Interest & Dividends	Realized Gain(Loss)	Unrealized Gain(Loss)	Ending Book	Ending Market	Actual %	Board Policy
<u>CASH ACCOUNTS:</u>														
1.00	0.00	MS	Rabobank Endowment	(1,442,043)	(1,442,043)	(300,352)	0	0	0	0	(1,742,395)	(1,742,395)		
1.00	0	SWUXX	Schwab-MM/SWVXX	428,253	428,253	137,572	0	295	0	210	566,330	566,330		
1.00	0	SWUXX	Schwab Treasury-Cash	8,380,299	8,380,299	(4,760,160)	73,949	3,533	0	0	3,697,621	3,697,621		
			TOTAL CASH	7,366,509	7,366,509	(4,922,939)	73,949	3,828	0	210	2,521,557	2,521,557	1.3%	4.4%
<u>BOND ACCOUNTS:</u>														
14.15	1,243,278.45	DODIX	Dodge & Cox Income	16,466,131	17,207,573	310,020	0	0	0	74,797	16,776,151	17,592,390	8.9%	8.9%
12.00	1,788,660.32	JCBUX	JP Morgan Core Bond	20,834,152	21,333,489	130,020	(51,156)	51,156	0	415	20,964,172	21,463,924	10.9%	12.0%
26.02	300,440.46	VAIPX	Vanguard Inflation	8,154,892	7,663,038	160,020	0	0	0	(5,598)	8,314,912	7,817,461	4.0%	4.0%
10.75	905,625.84	VFSUX	Vanguard Short Term	9,355,157	9,386,421	340,020	(22,793)	22,793	0	9,036	9,695,177	9,735,478	4.9%	6.3%
			TOTAL BONDS	54,810,333	55,590,522	940,080	(73,949)	73,949	0	78,650	55,750,413	56,609,253	28.7%	31.2%
			TOTAL FIXED INC.	62,176,842	62,957,031	(3,982,859)	0	77,777	0	78,861	58,271,970	59,130,809	30.0%	35.6%
<u>ALTERNATIVE INVESTMENTS:</u>														
1,463.27	6,431.43	ASB	ASB Capital Management, LLC	8,600,000	9,547,844	(84,168)	0	72,789	0	(125,517)	8,600,000	9,410,947	4.8%	2.5%
41.90	73,694.35	DFREX	DFA Real Estate	2,075,214	3,056,842	0	0	0	0	30,952	2,075,214	3,087,793	1.6%	2.6%
640.87	13,525.93	TAPCB	TAP CommodityBuilders	11,223,000	8,544,649	(5,485)	0	0	0	129,210	11,223,000	8,668,373	4.4%	3.8%
133.59	22,770.78	VGSLX	Vanguard REIT Index	2,313,222	3,009,614	0	0	0	0	32,335	2,313,222	3,041,949	1.5%	2.6%
			TOTAL ALTERNATIVE	24,211,436	24,158,948	(89,653)	0	72,789	0	66,979	24,211,436	24,209,063	12.3%	11.5%
<u>COMMUNITY IMPACT INVESTMENTS:</u>														
			CA FarmLink	375,000	750,000	0	0	0	0	0	375,000	750,000	0.38%	
			Opportunity Fund	1,000,000	1,000,000	0	(2,083)	2,083	0	0	1,000,000	1,000,000	0.51%	
			TOTAL CII	1,375,000	1,750,000	0	(2,083)	2,083	0	0	1,375,000	1,750,000	0.89%	
<u>SMALL CAP:</u>														
79.42	79,666.00	IJR	iShares-S&P 600 Index	1,440,472	6,201,201	0	0	0	0	125,872	1,440,472	6,327,074	3.2%	2.9%
			TOTAL SMALL CAP	1,440,472	6,201,201	0	0	0	0	125,872	1,440,472	6,327,074	3.2%	2.9%
<u>MID CAP:</u>														
195.31	20,678.00	IJH	iShares-S&P 400 Index	96,787	3,995,610	0	0	0	0	43,010	96,787	4,038,620	2.1%	1.9%
			TOTAL MID CAP	96,787	3,995,610	0	0	0	0	43,010	96,787	4,038,620	2.1%	1.9%
<u>LARGE CAP:</u>														
191.03	32,591.51	DODGX	Dodge & Cox Stock Fund	3,309,054	6,083,205	0	0	0	0	142,751	3,309,054	6,225,955	3.2%	3.5%
130.07	45,876.00	IWD	iShares Russell 1000 Value	3,121,977	5,884,056	0	0	0	0	83,036	3,121,977	5,967,091	3.0%	2.8%
42.72	362,105.06	TRLGX	T Rowe Price	6,136,444	15,099,781	0	0	0	0	369,347	6,136,444	15,469,128	7.9%	6.7%
275.19	93,512.94	VINIX	Vanguard Index 500	11,419,954	25,188,646	0	0	0	0	545,180	11,419,954	25,733,826	13.1%	12.0%
			TOTAL LARGE CAP	23,987,429	52,255,687	0	0	0	0	1,140,314	23,987,429	53,396,001	27.1%	25.0%
<u>INTERNATIONAL:</u>														
27.34	130,601.68	DFEVX	DFA Emerging Markets	3,688,048	3,450,496	0	0	0	0	120,154	3,688,048	3,570,650	1.8%	1.5%
53.65	192,278.58	AEPFX	EuroPacific	6,649,006	8,594,666	1,400,020	0	0	0	321,060	8,049,026	10,315,746	5.2%	5.3%
18.21	295,553.44	DFISX	DFA Int'l Small Co. Portfolio	5,115,723	4,624,481	550,020	0	0	0	207,527	5,665,743	5,382,028	2.7%	2.8%
42.41	242,700.17	DODFX	Dodge & Cox International	6,939,988	8,515,491	1,460,020	0	0	0	317,403	8,400,008	10,292,914	5.2%	4.5%
13.61	830,954.57	VTMGX	Vanguard Developed Mkts	8,850,100	10,510,029	450,020	0	0	0	349,243	9,300,120	11,309,292	5.7%	6.0%
41.85	172,808.00	VWO	Vanguard FTSE Emerging	6,907,497	6,957,250	0	0	0	0	274,765	6,907,497	7,232,015	3.7%	3.1%
			TOTAL INT'L	38,150,361	42,652,413	3,860,080	0	0	0	1,590,151	42,010,441	48,102,644	24.4%	23.2%
			TOTAL EQUITIES	87,886,484	129,263,860	3,770,427	0	72,789	0	2,966,326	91,746,564	137,823,402	57.7%	53.0%
			GRAND TOTALS	150,063,327	192,220,892	(212,433)	0	150,565	0	3,045,187	150,018,534	196,954,211	100.0%	100.0%

Long-Term Portfolio

Executive Summary - Preliminary (Net of Fees)

Period Ending: October 31, 2019

	Market Value	% of Portfolio	1 Mo	YTD	1 Yr	3 Yrs	5 Yrs	10 Yrs		Current	%	Policy	%	
										Domestic Equity	\$63,761,695	32.6%	\$58,615,262	30.0%
										International Equity	\$48,102,644	24.6%	\$48,846,052	25.0%
										Domestic Fixed Income	\$56,609,253	29.0%	\$56,661,420	29.0%
										Alternatives	\$24,389,059	12.5%	\$27,353,789	14.0%
										Cash and Equivalents	\$2,521,557	1.3%	\$3,907,684	2.0%
										Total	\$195,384,208	100.0%	\$195,384,208	100.0%
										Current			Policy	
											32.6%			30.0%
											24.6%			25.0%
											29.0%			29.0%
											12.5%			14.0%
											1.3%			2.0%
Total Fund	195,384,208	100.0	1.7	13.3	9.4	7.9	5.3	7.5						
Policy Index			1.8	14.2	11.0	8.1	5.6	7.5						
60% MSCI ACWI/40% BBgBarc US Aggregate			1.8	15.6	12.9	8.6	6.1	7.3						
Domestic Equity	63,761,695	32.6	2.1	20.2	11.4	14.9	10.7	--						
Vanguard Institutional Index I	25,733,826	13.2	2.2	23.2	14.3	14.9	10.8	13.7						
S&P 500			2.2	23.2	14.3	14.9	10.8	13.7						
T. Rowe Price Large Cap Growth	15,469,128	7.9	2.4	19.7	13.0	20.9	14.5	16.4						
Russell 1000 Growth			2.8	26.8	17.1	18.9	13.4	15.4						
Dodge & Cox Stock	6,225,955	3.2	2.3	16.0	6.5	12.3	8.6	12.6						
Russell 1000 Value			1.4	19.5	11.2	10.5	7.6	12.0						
iShares Russell 1000 Value Index ETF	5,967,091	3.1	1.4	19.2	11.0	10.3	7.5	11.8						
Russell 1000 Value			1.4	19.5	11.2	10.5	7.6	12.0						
iShares S&P Midcap 400 Index Fund ETF	4,038,620	2.1	1.1	19.1	9.0	10.7	8.2	13.1						
S&P 400 MidCap			1.1	19.2	9.0	10.8	8.4	13.2						
iShares S&P Small Cap 600 Index ETF	6,327,074	3.2	2.0	15.8	3.3	11.7	8.7	13.8						
S&P 600 SmallCap			1.9	15.7	3.2	11.7	8.8	13.9						
International Equity	48,102,644	24.6	3.6	14.7	10.2	7.3	3.7	--						
Dodge & Cox International Stock	10,292,914	5.3	3.5	14.9	7.2	5.9	1.7	5.6						
MSCI ACWI ex USA Gross			3.5	16.0	11.8	8.6	4.3	5.4						
MSCI ACWI ex USA Value			3.3	10.5	5.9	6.2	1.9	3.6						
American Funds Europacific Growth F2	10,315,746	5.3	3.5	19.6	15.1	9.3	5.5	6.5						
MSCI ACWI ex USA Gross			3.5	16.0	11.8	8.6	4.3	5.4						
MSCI ACWI ex USA Growth			3.6	20.4	16.7	9.9	5.7	6.2						
Vanguard Developed Market Index Adm	11,309,292	5.8	3.3	16.3	10.5	8.3	4.4	5.7						
Spliced Vanguard Developed Markets Index			3.4	16.3	10.3	8.1	4.4	5.5						
DFA International Small Company I	5,382,028	2.8	4.3	15.4	6.4	6.8	5.8	7.5						
MSCI World ex USA Small Cap			4.1	17.2	8.6	8.0	6.5	7.5						
DFA Emerging Markets Value I	3,570,650	1.8	3.5	3.4	4.8	5.7	2.1	2.8						
MSCI Emerging Markets Gross			4.2	10.7	12.3	7.8	3.3	4.1						
Vanguard FTSE Emerging Markets ETF	7,232,015	3.7	3.9	12.2	13.7	6.2	2.3	3.7						
Spliced Vanguard Emerging Markets Stock Index			4.1	12.6	14.2	6.4	2.4	3.7						








The Policy Index consists of the following: 25% S&P 500, 2% S&P 400 Mid Cap, 3% S&P Small Cap 600, 16% MSCI ACWI Ex US, 3% MSCI EAFE Small Cap, 6% MSCI Emerging Markets Free, 20% BBgBarc US Aggregate, 5% BBgBarc US 1-5 Yr Credit, 4% BBgBarc US TIPS, 5% Bloomberg Commodity, 3% FTSE NAREIT, 6% NCREIF Property, 2% 91-Day Treasury Bills. Schwab cash values reflect transactions in transit as provided by CFMC. All data is preliminary.

Long-Term Portfolio

Executive Summary - Preliminary (Net of Fees)

Period Ending: October 31, 2019

	Market Value	% of Portfolio	1 Mo	YTD	1 Yr	3 Yrs	5 Yrs	10 Yrs		Current	%	Policy	%
									 Domestic Equity	\$63,761,695	32.6%	\$58,615,262	30.0%
Domestic Fixed Income	56,609,253	29.0	0.3	8.3	9.9	3.4	3.1	--	 International Equity	\$48,102,644	24.6%	\$48,846,052	25.0%
Dodge & Cox Income	17,592,390	9.0	0.4	9.3	10.4	4.0	3.7	4.5	 Domestic Fixed Income	\$56,609,253	29.0%	\$56,661,420	29.0%
BBgBarc US Aggregate TR			0.3	8.8	11.5	3.3	3.2	3.7	 Alternatives	\$24,389,059	12.5%	\$27,353,789	14.0%
JP Morgan Core Bond R6	21,463,924	11.0	0.2	9.0	11.6	3.6	3.5	4.0	 Cash and Equivalents	\$2,521,557	1.3%	\$3,907,684	2.0%
BBgBarc US Aggregate TR			0.3	8.8	11.5	3.3	3.2	3.7	Total	\$195,384,208	100.0%	\$195,384,208	100.0%
Vanguard Short-Term Investment Grade Adm	9,735,478	5.0	0.3	5.5	6.4	2.6	2.5	2.8					
BBgBarc US Credit 1-5 Yr TR			0.5	6.2	7.2	2.9	2.6	3.1					
Vanguard Inflation-Protected Securities Adm	7,817,461	4.0	-0.1	7.5	8.5	2.2	2.2	3.2					
BBgBarc US TIPS TR			0.3	7.9	9.0	2.4	2.3	3.4					
Alternatives	24,389,059	12.5	1.0	8.6	4.4	4.1	1.4	--					
Gresham TAP Commodity Builder	8,848,370	4.5	2.1	4.4	-5.5	0.5	-6.9	--					
Bloomberg Commodity Index TR USD			2.0	5.2	-2.6	-0.7	-6.7	--					
ASB Capital Management	9,410,947	4.8	0.0	2.0	3.2	4.2	7.1	9.5					
NCREIF-ODCE			0.0	3.8	5.6	7.3	9.3	10.9					
DFA Real Estate Securities I	3,087,793	1.6	1.0	29.5	25.6	10.9	9.1	14.0					
Wilshire REIT			1.0	28.5	23.3	9.7	8.2	13.7					
Vanguard Real Estate Index Adm	3,041,949	1.6	1.1	29.5	24.9	9.6	8.1	13.5					
Spliced Vanguard Real Estate Index			1.4	30.0	25.3	9.8	8.3	13.7					
Wilshire REIT			1.0	28.5	23.3	9.7	8.2	13.7					
Cash and Equivalents	2,521,557	1.3	0.0	0.4	0.6	0.6	0.4	--					
Schwab Value Advantage Money Premier	566,330	0.3	0.0	0.5	0.8	0.2	0.2	0.1					
First National Cash	0	0.0	0.0	0.0	0.0	0.0	0.0	--					
Rabobank Endowment	-1,742,395	-0.9	0.0	0.0	0.0	0.0	0.0	--					
Schwab Cash	3,697,621	1.9	0.0	0.5	0.8	0.7	0.4	0.2					
91 Day T-Bills			0.1	1.8	2.2	1.6	1.0	0.5					

32.6%

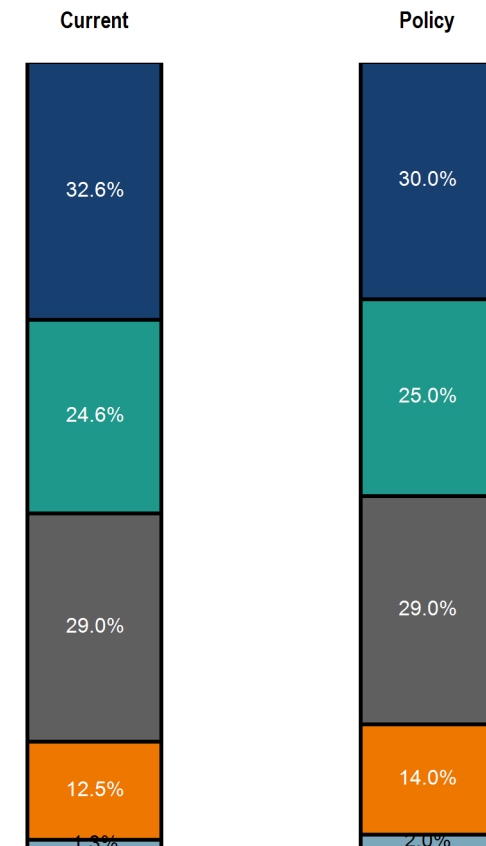
24.6%

29.0%

30.0%

25.0%

29.0%



The Policy Index consists of the following: 25% S&P 500, 2% S&P 400 Mid Cap, 3% S&P Small Cap 600, 16% MSCI ACWI Ex US, 3% MSCI EAFE Small Cap, 6% MSCI Emerging Markets Free, 20% BBgBarc US Aggregate, 5% BBgBarc US 1-5 Yr Credit, 4% BBgBarc US TIPS, 5% Bloomberg Commodity, 3% FTSE NAREIT, 6% NCREIF Property, 2% 91-Day Treasury Bills. Schwab cash values reflect transactions in transit as provided by CFMC. ASB and NCREIF returns provided quarterly and are not yet available. ASB market value is as of 9/30/2019. All data is preliminary.

COMMUNITY FOUNDATION FOR MONTEREY COUNTY
MEDIUM TERM FUND PORTFOLIO
Activity for the Month of: October 2019

Market At Last Trade Date	Number of Shares	Code	Investment Account	Beginning Book	Beginning Market	Net Additions	Transfers	Interest & Dividends	Realized Gain(Loss)	Unrealized Gain(Loss)	Ending Book	Ending Market	Actual %	Board Policy
<u>CASH ACCOUNTS:</u>														
0.00	0.00	SWUXX	Schwab - Cash	479,000	479,000	(282,364)	12,514	56	0	0	209,150	209,150		
			TOTAL CASH	479,000	479,000	(282,364)	12,514	56	0	0	209,150	209,150	2.8%	0.0%
<u>BOND ACCOUNTS:</u>														
14.15	125,845.16	DODIX	Dodge & Cox Income Fund	1,670,292	1,710,292	63,020	0	0	0	7,397	1,733,312	1,780,709	24.0%	25.0%
10.75	103,443.49	VFSUX	Vanguard Short Term	986,603	990,871	120,020	(2,376)	2,376	0	1,126	1,106,623	1,112,018	15.0%	15.0%
11.12	160,608.91	VBTLX	Vanguard Total Bond Market Index	1,671,998	1,730,773	55,020	(3,831)	3,831	0	179	1,727,018	1,785,971	24.1%	25.0%
			TOTAL BONDS	4,328,893	4,431,936	238,060	(6,207)	6,207	0	8,702	4,566,953	4,678,698	63.2%	65.0%
			TOTAL FIXED INC.	4,807,894	4,910,936	(44,304)	6,307	6,263	0	8,702	4,776,103	4,887,848	66.0%	65.0%
<u>DOMESTIC:</u>														
137.64	9,674.38	VTNR	Vanguard Russell 3000	1,110,320	1,307,818	0	(6,251)	6,251	0	23,764	1,110,320	1,331,582	18.0%	19.0%
			TOTAL DOMESTIC	1,110,320	1,307,818	0	(6,251)	6,251	0	23,764	1,110,320	1,331,582	18.0%	19.0%
<u>INTERNATIONAL:</u>														
53.65	22,118.46	AEPPX	EuroPacific	1,061,391	1,106,464	42,020	0	0	0	38,171	1,103,411	1,186,655	16.0%	16.0%
			TOTAL INTERNATIONAL	1,061,391	1,106,464	42,020	0	0	0	38,171	1,103,411	1,186,655	16.0%	16.0%
			TOTAL EQUITIES	2,171,711	2,414,282	42,020	(6,251)	6,251	0	61,935	2,213,731	2,518,237	34.0%	35.0%
			GRAND TOTALS	6,979,605	7,325,219	(2,284)	56	12,514	0	70,637	6,989,835	7,406,085	100.0%	100.0%

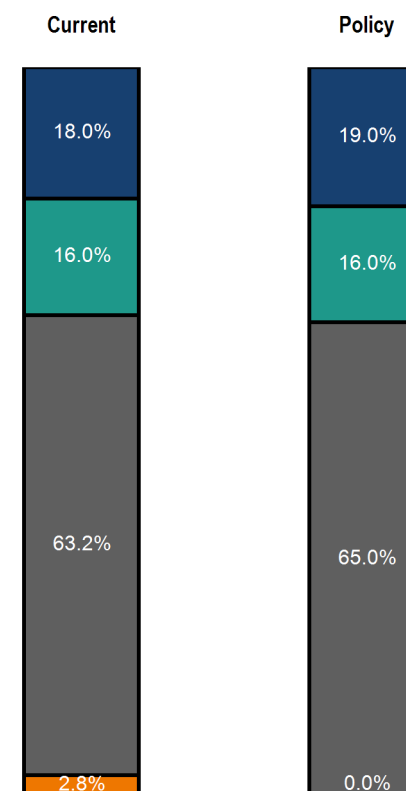
Medium Term Fund

Executive Summary - Preliminary (Net of Fees)

Period Ending: October 31, 2019

	Market Value	% of Portfolio	1 Mo	YTD	1 Yr	3 Yrs	5 Yrs	10 Yrs
Total Fund	7,405,985	100.0	1.0	11.6	10.5	5.8	--	--
<i>Policy Index</i>			1.2	12.0	11.4	6.2	4.7	5.9
Domestic Equity	1,331,582	18.0	1.8	22.4	13.1	14.3	--	--
Vanguard Russell 3000	1,331,582	18.0	1.8	22.4	13.1	14.3	10.0	--
<i>Russell 3000</i>			2.2	22.7	13.5	14.5	10.3	13.6
International Equity	1,186,655	16.0	3.5	19.6	15.1	9.3	--	--
American Funds Europacific Growth F2	1,186,655	16.0	3.5	19.6	15.1	9.3	5.5	6.5
<i>MSCI ACWI ex USA Gross</i>			3.5	16.0	11.8	8.6	4.3	5.4
Domestic Fixed Income	4,678,698	63.2	0.3	8.3	9.9	3.4	--	--
Vanguard Total Bond Market Index	1,785,971	24.1	0.2	8.9	11.5	3.3	3.2	3.7
Dodge & Cox Income	1,780,709	24.0	0.4	9.3	10.4	4.0	3.7	4.5
<i>BBgBarc US Aggregate TR</i>			0.3	8.8	11.5	3.3	3.2	3.7
Vanguard Short-Term Investment Grade Adm	1,112,018	15.0	0.3	5.5	6.3	2.6	2.5	2.8
<i>BBgBarc US Credit 1-5 Yr TR</i>			0.5	6.2	7.2	2.9	2.6	3.1
Cash and Equivalents	209,050	2.8	0.0	0.2	0.2	0.3	--	--
Schwab Cash	209,050	2.8	0.0	0.2	0.2	0.3	--	--
<i>91 Day T-Bills</i>			0.1	1.8	2.2	1.6	1.0	0.5

	Current	%	Policy	%
Domestic Equity	\$1,331,582	18.0%	\$1,407,137	19.0%
International Equity	\$1,186,655	16.0%	\$1,184,958	16.0%
Domestic Fixed Income	\$4,678,698	63.2%	\$4,813,890	65.0%
Cash and Equivalents	\$209,050	2.8%	\$0	0.0%
Total	\$7,405,985	100.0%	\$7,405,985	100.0%



Policy Index: 19% Russell 3000, 16% MSCI ACWI Ex US, 50% BBgBarc US Aggregate, 15% BBgBarc 1-5 Year Gov/Credit. Medium Pool portfolio funded 5/13/2016. Fund performance has been backfilled and represents actual performance for periods shown. All data is preliminary.

COMMUNITY FOUNDATION FOR MONTEREY COUNTY
ESG FUND PORTFOLIO
Activity for the Month of: October 2019

Market At Last Trade Date	Number of Shares	Code	Investment Account	Beginning Book	Beginning Market	Net Additions	Transfers	Interest & Dividends	Realized Gain(Loss)	Unrealized Gain(Loss)	Ending Book	Ending Market	Actual %	Board Policy
<u>CASH ACCOUNTS:</u>														
		SWUXX	Schwab - Cash	142,172	142,172	39,628	3,419	17	0	0	185,236	185,236	4.9%	0.0%
<u>BOND ACCOUNTS:</u>														
10.71	142,296.25	TSBIX	TIAA Social Choice Bond Fund	1,444,791	1,522,570	0	(3,419)	3,419	0	1,423	1,444,791	1,523,993	40.2%	40.0%
<u>DOMESTIC EQUITY:</u>														
20.36	58,789.34	TISCX	TIAA Social Choice Equity Fund	1,108,785	1,174,023	0	0	0	0	22,928	1,108,785	1,196,951	31.5%	35.0%
<u>INTERNATIONAL EQUITY:</u>														
11.16	79,606.70	TSONX	TIAA Social Choice International	854,233	854,976	0	0	0	0	33,435	854,233	888,411	23.4%	25.0%
GRAND TOTAL				3,407,810	3,551,569	0	(3,419)	3,419	0	57,786	3,407,810	3,794,591	100%	100%

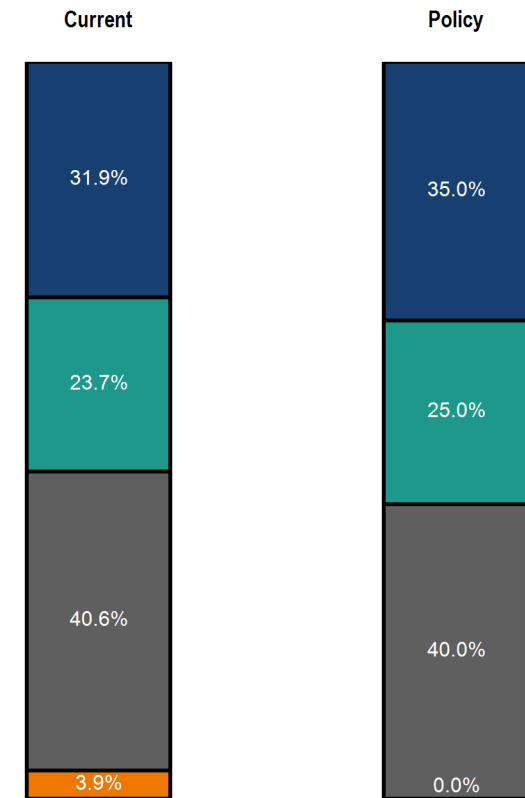
ESG Portfolio

Executive Summary - Preliminary (Net of Fees)

Period Ending: October 31, 2019

	Market Value	% of Portfolio	1 Mo	YTD	1 Yr	3 Yrs	5 Yrs	10 Yrs
Total Fund	3,754,267	100.0	1.7	14.9	12.3	8.3	--	--
<i>Policy Index</i>			1.8	15.8	12.5	8.6	6.2	7.9
Domestic Equity	1,196,951	31.9	2.0	22.9	14.8	14.3	--	--
TIAA CREF Social Choice Equity Fund	1,196,951	31.9	2.0	22.9	14.8	14.3	9.6	12.9
<i>Russell 3000</i>			2.2	22.7	13.5	14.5	10.3	13.6
International Equity	888,411	23.7	3.9	18.3	12.8	8.8	--	--
TIAA CREF Social Choice International Equity Fund	888,411	23.7	3.9	18.3	12.8	8.8	--	--
<i>MSCI EAFE Gross</i>			3.6	17.4	11.6	9.0	4.8	5.9
Domestic Fixed Income	1,523,993	40.6	0.3	9.0	11.3	3.8	--	--
TIAA CREF Social Bond Fund	1,523,993	40.6	0.3	9.0	11.3	3.8	3.8	--
<i>BBgBarc US Aggregate TR</i>			0.3	8.8	11.5	3.3	3.2	3.7
Cash and Equivalents	144,913	3.9	0.0	0.2	0.3	0.2	--	--
Schwab Cash	144,913	3.9	0.0	0.2	0.3	0.2	--	--
<i>91 Day T-Bills</i>			0.1	1.8	2.2	1.6	1.0	0.5

	Current	%	Policy	%
Domestic Equity	\$1,196,951	31.9%	\$1,313,993	35.0%
International Equity	\$888,411	23.7%	\$938,567	25.0%
Domestic Fixed Income	\$1,523,993	40.6%	\$1,501,707	40.0%
Cash and Equivalents	\$144,913	3.9%	\$0	0.0%
Total	\$3,754,267	100.0%	\$3,754,267	100.0%



Policy Index: 35% Russell 3000, 25% MSCI EAFE, 40% BBgBarc US Aggregate. ESG Pool portfolio funded 9/29/2016. Fund performance has been backfilled and represents actual performance for periods shown. All data is preliminary.

COMMUNITY FOUNDATION FOR MONTEREY COUNTY

DRIM INVESTMENT PORTFOLIO

Activity for the Month of: October 2019

Market At Last Trade Date	Number of Shares	Code	Investment Account	Beginning Book	Beginning Market	Net Additions	Transfers	Interest & Dividends	Realized Gain(Loss)	Unrealized Gain(Loss)	Ending Book	Ending Market	Actual %
CASH ACCOUNTS:													
			Schwab - Cash	1,252,363	1,252,363	67,252	1,876	579	0	0	1,322,069	1,322,069	
			TOTAL CASH	1,252,363	1,252,363	67,252	1,876	579	0	0	1,322,069	1,322,069	47.6%
EQUITIES													
50.41	1,800.00	FIX	Comfort Systems USA	100,349	79,614	0	0	0	0	11,124	100,349	90,738	3.3%
0.00	0.00	PLAY	Dave & Busters, Inc.	99,227	66,215	(67,252)	0	0	(31,975)	33,012	0	0	0.0%
56.23	3,000.00	FN	Fabrinet	149,560	156,900	0	0	0	0	11,790	149,560	168,690	6.1%
23.44	3,700.00	FFBC	First Financial Bancorp	99,485	90,558	0	0	0	0	(3,830)	99,485	86,728	3.1%
29.86	5,600.00	HASI	Hannon Armstrong	131,358	163,240	0	(1,876)	1,876	0	3,976	131,358	167,216	6.0%
149.76	750.00	HELE	Helen of Troy, LTD	103,793	118,245	0	0	0	0	(5,925)	103,793	112,320	4.0%
78.48	2,500.00	LGIH	LGI Homes, Inc.	103,437	208,300	0	0	0	0	(12,100)	103,437	196,200	7.1%
41.18	3,100.00	SHOO	Madden Steven, LTD	99,477	110,949	0	0	0	0	16,709	99,477	127,658	4.6%
72.43	1,900.00	NVEE	NV5 Global, Inc.	138,054	129,713	0	0	0	0	7,904	138,054	137,617	5.0%
36.99	2,400.00	PACW	PacWest Bancorp	92,644	87,216	0	0	0	0	1,560	92,644	88,776	3.2%
61.84	2,000.00	WNS	WNS Holdings, LTD	96,064	117,500	0	0	0	0	6,180	96,064	123,680	4.4%
52.70	3,000.00	NEP	Nextera Energy Partners, LP	136,772	158,520	0	0	0	0	(420)	136,772	158,100	5.7%
			TOTAL EQUITIES	1,350,220	1,486,970	(67,252)	(1,876)	1,876	(31,975)	69,980	1,250,993	1,457,723	
			GRAND TOTALS	2,602,583	2,739,332	0	0	2,455	(31,975)	69,980	2,573,062	2,779,792	100.0%

DRIM Review 9/30/2019



Neumeier Poma Investment Counsel (market value \$2,739,332)

PERFORMANCE

	1 MO	YTD	1 YR	SINCE INCEPTION (6/26/18)
DRIM Provider	2.1%	11.9%	5.4%	5.6%
Policy Index (Russell 2000 Value)	5.1%	12.8%	-8.3%	2.3%
Foundation	1.1%	11.4%	2.3%	--

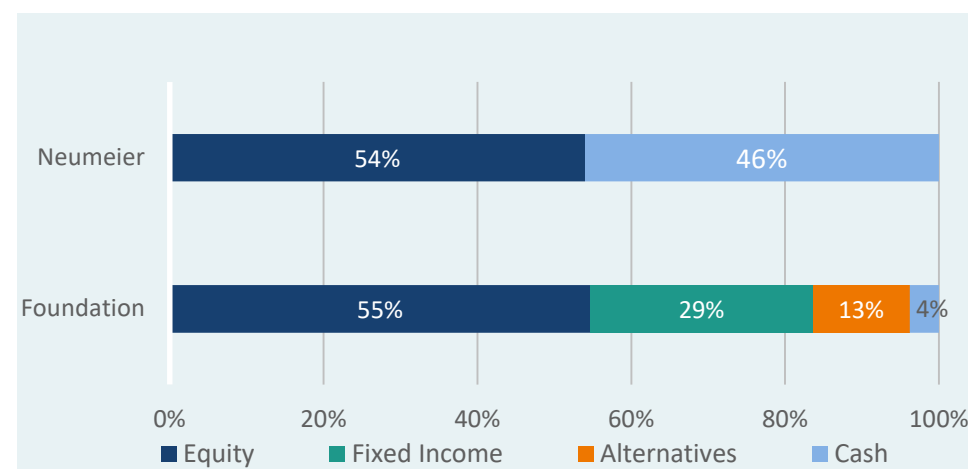
LARGEST HOLDINGS

	WEIGHT	% GAIN/LOSS
Money Market Fund	45.7%	--
LGI Homes Inc	7.6%	101.4%
Hannon Armstrong	6.0%	24.3%
Nextera Energy Partner	5.8%	15.9%
Fabrinet	5.7%	4.9%
NV5 Global Inc.	4.7%	-6.0%

ASSET ALLOCATION VS. MIN/MAX RANGE

ASSET CLASS	CURRENT	MIN	MAX
Equities	54%	70%	90%
Fixed Income	0%	0%	0%
Alternatives	0%	0%	0%
Cash & Equivalents	46%	10%	30%

ASSET ALLOCATION VS. FOUNDATION



Donor fund inception date: 6/26/2018.

Note: During a quarterly review, the investment committee will also generally have the DRIM providers report for expanded detail.

COMMUNITY FOUNDATION FOR MONTEREY COUNTY
GIFTS - October 2019

Donor	Date	Amount	Fund
Ms. Lynne T. Sexton	10/1/2019	100	Operating Fund
Ms. Minerva Perez-Lopez	10/1/2019	50	Women's Fund Endowment
Mr. & Mrs. Earl Wayne and Linda Cruzan	10/2/2019	100	Reed Family Fund
Rev. Michael E. Reid and Mr. Bill Robnett	10/2/2019	2,000	The Fund for Homeless Women
Mr. John Day	10/2/2019	10	The Fund for Homeless Women Non-Endowed Fund
Mr. & Mrs. John and Susan Guidotti	10/2/2019	25	Tom Grainger Memorial Fund
Mr. & Mrs. Richard E. and Alma D. Rogers	10/2/2019	10	Tom Grainger Memorial Fund
Ms. Barbara M. Pybas	10/2/2019	50	Tom Grainger Memorial Fund
Carmel Gun Club	10/3/2019	415	Central Coast Veterans Cemetery Fndn Stewardship Fund
Ms. Ellen P. Clarkson	10/3/2019	50	The Fund for Homeless Women Non-Endowed Fund
Dr. & Mrs. Conrad F. and Sarah L. Newberry	10/3/2019	20	The Fund for Homeless Women Non-Endowed Fund
Ms. Janet W. Morse	10/4/2019	40,350	CGA Investment
Mr. & Mrs. Ronald F. and Ruth P. Cunha	10/4/2019	300	Tom Grainger Memorial Fund
Mr. & Mrs. John T. and Karen Skillicorn	10/4/2019	50	Tom Grainger Memorial Fund
Mr. & Mrs. Donald E. and Rose Dennis	10/4/2019	100	Tom Grainger Memorial Fund
Estate of Mrs. Robert Stanton	10/7/2019	203	General Endowment Fund of the Community Foundation
Estate of Mrs. Robert Stanton	10/7/2019	174	General Endowment Fund of the Community Foundation
Nell Newman Foundation	10/7/2019	20,000	Pass Thru Fund
Taylor Farms Retail, Inc.	10/7/2019	4,080	Taylor Farms Scholarship Fund
Carmel Realty Company	10/7/2019	5,000	The Carmel Realty Foundation
Mr. & Mrs. Mike D. and Judy A. Madsen	10/7/2019	50	Tom Grainger Memorial Fund
Mr. & Mrs. Michael and Leslie Shannon	10/7/2019	500	Tom Grainger Memorial Fund
Mrs. Nancy Spencer	10/7/2019	50	Tom Grainger Memorial Fund
YourCause, LLC Chevron Matching Emp Funds	10/8/2019	500	Matthew Paul Finnigan Memorial Scholarship Fund
Mr. & Mrs. David and Judi Zaches	10/8/2019	1,000	Operating Fund
Ms. Sarah Elias	10/8/2019	25	Women's Fund Endowment
Mrs. Jane L. Weisser	10/9/2019	30	Carmel High School Class of 1952 Fund
Mr. John Duffy McSwiggin	10/10/2019	100	Chip Hooper Foundation
Ms. Kim Stemler	10/10/2019	20	Girls' Health in Girls' Hands Scholarship Fund
Ms. Christina DeMaria	10/10/2019	20	Girls' Health in Girls' Hands Scholarship Fund
Ms. La Verne Leyva	10/11/2019	100	Joan Ann Nattress - Movement, Exercise, Longevity Fund
Estate of Sue Antle	10/11/2019	0	Rick and Tonya Antle Fund
Tim Allen Properties	10/14/2019	500	Men's Golf Association at Quail Lodge Scholarship Fund
Taylor Farms Retail, Inc.	10/14/2019	5,100	Taylor Farms Scholarship Fund

COMMUNITY FOUNDATION FOR MONTEREY COUNTY
GIFTS - October 2019

Donor	Date	Amount	Fund
Mr. Richard Ruh and Mrs. Wendy Palmer	10/15/2019	1,610,000	CRT Funds with CF as Trustee (Kaspick)
Schwab Charitable- Kent and Jain Farnsworth Fund	10/15/2019	500	Men's Golf Association at Quail Lodge Scholarship Fund
Schwab Charitable- Kent and Jain Farnsworth Fund	10/15/2019	500	Men's Golf Association at Quail Lodge Scholarship Fund
Mr. & Mrs. Earl Wayne and Linda Cruzan	10/15/2019	85	Monterey Public Library Fund
Ms. Pearl Chan	10/15/2019	50	Operating Fund
Ms. Lorraine Yglesias-Rice	10/15/2019	84	Siembra Latinos Fund - Nonendowed
Ms. Verna D. Test	10/15/2019	100	The Fund for Homeless Women Non-Endowed Fund
Ms. Krista Hanni and Mr. Scott Davis	10/15/2019	50	Women's Fund Endowment
Mr. & Mrs. Jay and Kip Hudson	10/16/2019	250	General Endowment Fund of the Community Foundation
Ms. Louise O. Nelson	10/16/2019	50	John S. Myszak Scholarship for Future Teachers
Mr. & Mrs. Kenneth N. and Anne A. Helms	10/16/2019	50	The Fund for Homeless Women Non-Endowed Fund
Mr. Matthew J. Hammond and Ms. Su Ling Lin	10/16/2019	50	The Fund for Homeless Women Non-Endowed Fund
Ms. Stephanie S. Jones	10/16/2019	50	The Fund for Homeless Women Non-Endowed Fund
Ms. Kate Rueter	10/16/2019	35	Women's Fund Endowment
Ms. Joanna Trovato	10/17/2019	100	The Fund for Homeless Women Non-Endowed Fund
Mr. Hans A. Lehmann	10/18/2019	100	Anne Thorp Memorial Fund
Ms. Kozue T. Knowles	10/18/2019	25	The Fund for Homeless Women Non-Endowed Fund
Mr. & Mrs. Gary and Karen Love	10/18/2019	250	The Fund for Homeless Women Non-Endowed Fund
Anonymous	10/18/2019	20	The Fund for Homeless Women Non-Endowed Fund
Ms. Pat Clark	10/18/2019	40	Tom Grainger Memorial Fund
Ms. Robin Venuti and Mr. Joseph Rock	10/20/2019	20	Girls' Health in Girls' Hands Scholarship Fund
Ms. E. Valerie Barnes, M.D.	10/21/2019	100	The Fund for Homeless Women
Ms. Lynn Johnson	10/21/2019	500	The Fund for Homeless Women Non-Endowed Fund
Fidelity Charitable - Caron and Alan Lacy	10/22/2019	2,250	Casa Amesti Garden and House Fund
Schwab Charitable- Hoffman, Paul	10/23/2019	1,000	Men's Golf Association at Quail Lodge Scholarship Fund
Mrs. Nancy McInnis	10/23/2019	200	The Fund for Homeless Women Non-Endowed Fund
Ms. Bette Ann Ranagan-Fisher	10/23/2019	100	The Fund for Homeless Women Non-Endowed Fund
Ms. Victoria Samora Phillips	10/23/2019	25	The Fund for Homeless Women Non-Endowed Fund
Ms. Lisa Ostarello	10/23/2019	100	Women's Fund Endowment
Mr. Phillip Silverstein	10/24/2019	1,000	Drezner Family Scholarship Fund
Mrs. Inga Waite and Mr. Robert Smith	10/24/2019	100	Monterey Public Library Fund
Mr. & Mrs. Manuel and Susan Osorio	10/24/2019	83	Northern Monterey County Foundation - Nonendowed
Ning Shan	10/25/2019	3	Fund for the 21st Century
International Design Group	10/25/2019	500	Men's Golf Association at Quail Lodge Scholarship Fund

COMMUNITY FOUNDATION FOR MONTEREY COUNTY
GIFTS - October 2019

Donor	Date	Amount	Fund
Carmel Realty Company	10/25/2019	30,000	The Carmel Realty Foundation
Ms. Karla Jessup	10/25/2019	2	The Fund for Homeless Women
Mr. & Mrs. Victor W., Jr. and Lynda Johnson	10/25/2019	200	The Fund for Homeless Women Non-Endowed Fund
California Rodeo, Inc.	10/28/2019	647	California Rodeo Salinas Fund
Mr. Daniel P. Kreer, Jr.	10/28/2019	500	Cappy Martin/Vernon Hurd Monterey Rotary Club Fund
Ms. Janet C. Shaw	10/28/2019	50	Carmel High School Class of 1952 Fund
Estate of Mrs. Robert Stanton	10/28/2019	4,054	General Endowment Fund of the Community Foundation
Ms. Bonnie B. Gillooly	10/28/2019	100	Operating Fund
Mr. Rudy Fischer	10/28/2019	150	The Fund for Homeless Women Non-Endowed Fund
Wells Fargo Advisors - Mary E Gomez-Ferguson	10/28/2019	1,000	Trinidad and Lupe Gomez Family Fund
Dr. Christine E. Sleeter	10/29/2019	200	Fund for Homeless Women Administrative Fund
Mr. & Mrs. Michael and Bertie McElroy	10/29/2019	300	Men's Golf Association at Quail Lodge Scholarship Fund
Mr. & Mrs. Robert and Anne Herendeen	10/29/2019	1,000	Northern Monterey County Foundation - Nonendowed
Mrs. Hildegard Von Dehn	10/29/2019	200	Operating Fund
Fidelilty Charitable - Joshi	10/29/2019	250	Pass Thru Fund
Mr. Johnny Apodaca and Mrs. Janelle Gistelli	10/29/2019	50	The Fund for Homeless Women Non-Endowed Fund
Anonymous	10/29/2019	4,000	The Fund for Homeless Women Non-Endowed Fund
Dr. George Somero and Dr. Amy Anderson	10/30/2019	74,685	Amy Anderson and George Somero Fund
Mrs. Cornelia Holden and Mr. Kevin Hicks	10/30/2019	40,172	Global Student Leadership Fund
Pebble Beach Company	10/30/2019	500	Men's Golf Association at Quail Lodge Scholarship Fund
Ms. Lynn E. Yaghoubian	10/30/2019	50	The Fund for Homeless Women Non-Endowed Fund
Mr. Robert Ward, CPA, MBT	10/31/2019	500	General Endowment Fund of the Community Foundation
Mr. John Govea	10/31/2019	5,000	Jessica Govea-Thorbourne Memorial Fund
Ms. Sylvia Jean Hurd	10/31/2019	150	John S. Myszak Scholarship for Future Teachers
The Honorable Lydia Villarreal	10/31/2019	1,000	Siembra Latinos Fund - Nonendowed
Carmel Realty Company	10/31/2019	4,400	The Carmel Realty Foundation
Chris Pryor, INC.	10/31/2019	10,000	The Carmel Realty Foundation
Mr. C. Dennis Peak	10/31/2019	50	The Fund for Homeless Women Non-Endowed Fund
MC Gives combined contributions	10/1-31/2019	763,681	Monterey County Gives!
Total		2,642,343	

Interfund Gifts

Community Foundation for Monterey County	10/25/2019	5,000	Casa Amesti Garden and House Fund
Community Foundation for Monterey County	10/25/2019	500	College Futures Monterey County Fund

COMMUNITY FOUNDATION FOR MONTEREY COUNTY**GIFTS - October 2019**

Donor	Date	Amount	Fund
Community Foundation for Monterey County	10/11/2019	1,000	Flagg Scholarship Holding Fund
Community Foundation for Monterey County	10/11/2019	1,000	Operating Fund
Community Foundation for Monterey County	10/25/2019	10,000	Monterey County Gives!
Community Foundation for Monterey County	10/25/2019	2,000	Monterey County Gives!
Community Foundation for Monterey County	10/11/2019	5,000	Monterey County Gives!
	Total	<u>24,500</u>	
	Total Gifts	<u><u>2,666,843</u></u>	

Contribution & Bequest Receivable	Date	Amount	Fund
Ventura County Community Foundation	10/24/2019	72,276	Census 2020 - VCCF & State of CA
	Total Receivables	<u><u>72,276</u></u>	

COMMUNITY FOUNDATION FOR MONTEREY COUNTY
GRANTS - October 2019

Grantee	Program Name	Granted	Date	Fund
ÓFEIG náttúruvernd	legal expenses	20,000	10/8/2019	Pass Thru Fund
Monterey Peninsula Unified School District	the theater department at Seaside High School	2,500	10/11/2019	MPUSD Fund for the Arts
Anessa R. Ocampo	Anessa Ocampo	2,000	10/11/2019	Taylor Farms Scholarship Fund
Felicia Markfield	Felicia Markfield	2,000	10/11/2019	Taylor Farms Scholarship Fund
Paloma F. Villa	Paloma Villa	5,000	10/11/2019	Taylor Farms Scholarship Fund
Old Monterey Foundation	250 year Monterey anniversary and the Statue of Abalone	10,000	10/11/2019	Marcia F. DeVoe Fund
Carmel High School ASB	the Surf Club/Cold Water Surf Clean Water Awareness	1,000	10/11/2019	Marcia F. DeVoe Fund
Naval Postgraduate School Foundation	general operating support	500	10/11/2019	Anthony and Lary Lynn Muller Fund
Little Sisters of the Poor of New Mexico	roof fund	10,000	10/11/2019	Fuhs Family Foundation Fund
Monterey Jazz Festival	Next Generation Jazz education	250	10/11/2019	Dan Baldwin and Anne Ylvisaker Fund
Pacific Grove Rotary Club	only for the Pacific Grove Outreach Program	500	10/11/2019	Fuhs Family Foundation Fund
Planned Parenthood Northern California	annual general operating support	1,000	10/11/2019	Will and Mary Shaw Fund
Amazing Surf Adventures	general operaton support	500	10/11/2019	Mahoney/Peterson Family Fund
University Corporation at Monterey Bay	College of Business Friends and Family Scholarship	500	10/11/2019	Mahoney/Peterson Family Fund
Stevenson School	general operating support and Upper School expenses	1,000	10/11/2019	Mahoney/Peterson Family Fund
Naval Academy Athletic Association	field honoring Joe Bellino	500	10/11/2019	Pass Thru Fund
CASA of Monterey County	general operating support in memory of Linda Bassett	500	10/11/2019	Pass Thru Fund
Peace of Mind Dog Rescue	general operating support	2,087	10/11/2019	Pass Thru Fund
United Way Monterey County	general operating support	19,889	10/11/2019	Community Healthcare Corporation Fund
Centro Binacional para el Desarrollo Indigena Oaxaq	Census 2020 Indigenous Community Count	20,000	10/25/2019	Census 2020 - VCCF & State of CA
Community Builders for Monterey County	Census 2020 Volunteer Support	10,000	10/25/2019	Census 2020 - VCCF & State of CA
Radio Bilingue, Inc. / KHDC-FM	Census 2020 Reaching HTC populations	30,000	10/25/2019	Census 2020 - VCCF & State of CA
Hartnell College	Alma Elizabeth Rojas Hernandez	1,500	10/25/2019	College Futures Monterey County Fund
Monterey Peninsula College	Joshua Lloyd	1,000	10/25/2019	James Bliss & Annette Sward Forestry & Nursing Fund
Monterey Peninsula College	Raul Escalante	1,000	10/25/2019	James Bliss & Annette Sward Forestry & Nursing Fund
Monterey Peninsula College	Joshua Vaughan	1,000	10/25/2019	James Bliss & Annette Sward Forestry & Nursing Fund
Hartnell College	Trinidad Berenice Morales-Garza	1,500	10/25/2019	College Futures Monterey County Fund
CSU Sacramento	Nitisha Patel	1,000	10/25/2019	Flagg Scholarship Holding Fund
CSU Sacramento	Anthony Alexis Garcia Hernandez	3,000	10/25/2019	The Nan Borreson and Fred Terman Scholarship Fund
Association of Fundraising Professionals - Monterey	Next Gen Development Network	14,817	10/25/2019	Monterey County Development Professionals Fund
Artists Ink	Artists Ink relocation and remodeling expenses	5,000	10/25/2019	General Endowment - Opportunity Fund
Dia de los Muertos - An Illuminated Procession	Dia de los Muertos - An Illuminated Procession	5,000	10/25/2019	General Endowment - Opportunity Fund
Marine Life Studies	Derelict Crab Pot Retrieval Project	5,000	10/25/2019	General Endowment - Opportunity Fund
Papillon Center	Papillon Center for Loss and Transition	5,000	10/25/2019	General Endowment - Opportunity Fund
York School	general operation support	5,000	10/25/2019	Lehman Family Fund
School-Force	general operation support	500	10/25/2019	The Fred Terman and Nan Borreson Fund
Elkhorn Slough Foundation	general operation support	1,000	10/25/2019	The Fred Terman and Nan Borreson Fund
Home and Hope	general operation support	500	10/25/2019	The Fred Terman and Nan Borreson Fund

COMMUNITY FOUNDATION FOR MONTEREY COUNTY
GRANTS - October 2019

Grantee	Program Name	Granted	Date	Fund
Carmel High School Foundation	Ron Stoney Educational Pathways Program	5,000	10/25/2019	The Fred Terman and Nan Borreson Fund
San Mateo County Parks and Recreation Foundation	general operation support	500	10/25/2019	The Fred Terman and Nan Borreson Fund
Trinity Christian High School	the Scholarship Fund	800	10/25/2019	Monterey Firemen's Charitable Association Fund
The Lutheran Church-Missouri Synod	general operation support	500	10/25/2019	Huth Family Fund
Youth on Course	support the education of Juan Herrera Perez	1,000	10/25/2019	Anthony and Lary Lynn Muller Fund
The University Foundation at Sacramento State	The Seth Nelson Student Emergency Grant	1,500	10/25/2019	Reese Family Fund
Planned Parenthood Federation of America	general operation support	1,000	10/25/2019	Reese Family Fund
Environmental Defense Fund	general operation support	1,000	10/25/2019	Reese Family Fund
UC Davis Foundation	higher education assistance	1,000	10/25/2019	Reese Family Fund
KAZU-FM Radio 90.3	pledge drive matching donation	500	10/25/2019	Anthony and Lary Lynn Muller Fund
Big Sur Land Trust	general operating support	500	10/25/2019	Mahoney/Peterson Family Fund
LandWatch Monterey County	general operating support	5,000	10/25/2019	The Landreth Family Fund
University of Oregon Foundation	School of Planning, Public Policy and Management	500	10/25/2019	Marta L. Bennett Fund
Pacific Grove Unified School District	general operating support	156	10/25/2019	Joan Ann Nattress - Movement, Exercise, Longevity Fund
Monterey County Symphony Association	November concert	12,500	10/25/2019	Martin R. Wolf Family Fund
Atwater Park Center	general operating support	500	10/25/2019	Reese Family Fund
Alliance of Californians for Community Empowerment	general operating support	500	10/25/2019	Reese Family Fund
Pilipino Workers Center	general operating support	500	10/25/2019	Reese Family Fund
Warehouse Worker Resource Center	general operating support	3,500	10/25/2019	Reese Family Fund
Hunger Action Los Angeles	general operating support	2,500	10/25/2019	Reese Family Fund
Los Angeles Community Action Network	general operating support	2,500	10/25/2019	Reese Family Fund
Monterey Museum of Art	gallery dedicated to the exhibition of California art	204,102	10/25/2019	John H. Marble Endowment Fund
Mr. Leonardo Del Toro	2019 Outstanding Philanthropic Youth/Young Adult Award	1,000	10/30/2019	General Endowment Fund of the Community Foundation
Kids in Need of Defense (KIND)	operating support in honor of Lydia Villareal	3,333	10/30/2019	General Endowment Fund of the Community Foundation
Center for Community Advocacy	operating support in honor of Lydia Villareal	3,333	10/30/2019	General Endowment Fund of the Community Foundation
Museum Foundation of Pacific Grove, Inc.	operating support in honor of Lydia Villareal	3,333	10/30/2019	General Endowment Fund of the Community Foundation
Total Grants		448,101		

Interfund Grants

Community Foundation for Monterey County	LANINI to FLAH 2019 Scholarship	1,000	10/11/2019	Leo Lanini Fund
Community Foundation for Monterey County	MULL2 to OPER	1,000	10/11/2019	Anthony and Lary Lynn Muller Fund
Community Foundation for Monterey County	ORRA2 to GIVES	5,000	10/11/2019	Mike and Mary Orradre Fund
Community Foundation for Monterey County	FCAS to GIVES	10,000	10/21/2019	Friends of Community Animal Services Fund
Community Foundation for Monterey County	REESE to CFMCF	500	10/25/2019	Reese Family Fund
Community Foundation for Monterey County	WOJT to GIVES	2,000	10/25/2019	Bill and Kathi Wojtkowski Fund
Community Foundation for Monterey County	GLORIA to CAPT	5,000	10/25/2019	Gloria Fund

Total Interfund Grants 24,500

Total Grants 472,601