



Here for Good

Community Foundation
for Monterey County

FINANCIAL STATEMENT

For the Four Months Ended April 30, 2019

**COMMUNITY FOUNDATION FOR MONTEREY COUNTY
FINANCIAL REPORTS
For the Four Month Ended April 30, 2019**

TABLE OF CONTENTS

Section I – Financial Reports	Page(s)
Notes to Financial Statements	1 - 2
Statement of Financial Position	3 - 4
Statement of Activities	5 - 6
Section II – Combined Operating Fund	
Comparisons of Actual to Budget - Operating Fund	7
Operating Cash on Hand	8
Section III – Fund Reports	
Investment Holdings - Long Term Fund Portfolio	9
Investment Performance Report - Long Term Fund Portfolio	10 - 11
Investment Holdings - Medium Term Fund Portfolio	12
Investment Performance Report - Medium Term Fund Portfolio	13
Investment Holdings - ESG Fund Portfolio	14
Investment Performance Report - ESG Fund Portfolio	15
Investment Holdings - DRIM Portfolio	16
Investment Performance Report - DRIM Portfolio	17
Grants Payable	18 - 20
Gifts Received – Current Month	21 - 25
Grants Approved – Current Month	26 - 29

COMMUNITY FOUNDATION FOR MONTEREY COUNTY
NOTES TO THE FINANCIAL STATEMENTS
For the Four Months Ended April 30, 2019

Assets

Total Assets through 4/30/2019 are \$262,050,246 a .12% decrease since April 2018 and a 5.39% increase since December 2018. (p. 4)

Charitable Remainder Trusts (CRT) and Charitable Gift Annuities (CGA)

The CRT and CGA funds have been adjusted to reflect the activity and balances per Kaspick & Company and the third-party account balances as of December 31, 2018. In April Marc Rosen added stock valued at \$100,885, with a calculated remainder value of \$12,479. (p. 4)

Realized and Unrealized Gains and Losses on Investments

Net year-to-date realized losses were \$2,232, and unrealized gains were \$17,497,315, for a total gain of \$17,495,083. (p. 6)

Operating Fund

Total revenue was \$81,256 more than the budget, and total expenses were \$42,860 less than the budget, unrealized gains were \$36,340 on the operating reserve held in the Medium-Term Fund portfolio. The actual net operating deficit is \$211,042 compared to a budgeted deficit of \$371,369. (p. 7)

Note: The Expendable Operating Cash-on-Hand is at 5.1 months, excluding the operating reserve of \$500,000 and the building reserve of \$150,000. (p. 8)

Portfolio Performance

The market value of the Long-Term Fund portfolio at 4/30/2019 was \$188,843,040. The one-year Total Return for the Long-Term Endowment Portfolio was 4.3% compared to the Policy Index of 4.7%. (p. 9-11)

The market value of the Medium-Term Fund portfolio at 4/30/2019 was \$5,367,673. The one-year Total Return for the Long-Term Endowment Portfolio was 4.9% compared to the Policy Index of 5.3%. (p. 12-13)

The market value of the ESG Fund portfolio at 4/30/2019 was \$3,560,170. The one-year Total Return for the Long-Term Endowment Portfolio was 4.8% compared to the Policy Index of 5.9%. (p. 14-15)

The market value of the DRIM Fund portfolio at 4/30/2019 was \$2,876,392. The Total Return for the DRIM Portfolio, since inception, was 1.3% compared to the Policy Index of -8.4%. Due to the timing of the DRIM reports, there is a one-month lag in the performance reporting. (p. 16-17)

Special Program Funds

Special Program Funds include: Pathways to Safety, funded by the ACTION Council of Monterey County; the Center for Nonprofit Excellence funded by the David and Lucile Packard Foundation; the College Futures Foundation program, funded by the College Futures Foundation; the Monterey County Development Professionals, funded with the remaining assets from the dissolution of the

COMMUNITY FOUNDATION FOR MONTEREY COUNTY
NOTES TO THE FINANCIAL STATEMENTS
For the Four Months Ended April 30, 2019

Development Executive Network, to be used for professional development for people new to the fundraising field, and networking among those involved in fund development; and the Salinas Leadership project, funded by the James Irvine Foundation; and the Monterey County Gives annual campaign.

Total Special Program revenue was \$391,889 and total expenses were \$5,426,709, which includes grants totaling \$5,295,709 from the 2018 Monterey County Gives campaign. **(p. 5-6)**

Gifts, Pledges, Bequests, Future Funds Greater than \$25,000, and Grants

Total new contributions for the month were \$804,888, including: **(p. 34-38)**

Estate of Mary Shaw	4/4/2019	225,000	Gloria Fund
Mr. Marc Rosen	4/10/2019	100,885	CRT Funds with CF as Trustee (Kaspick)
Ms. Eby Wold	4/15/2019	31,247	Wold Family Foundation
Mr. & Mrs. John and Annette Romans	4/19/2019	300,000	John and Annette Romans Family Fund

Grants to agencies for the month totaling \$558,183 were approved and recorded. **(p. 39-44)**

COMMUNITY FOUNDATION FOR MONTEREY COUNTY
STATEMENT OF FINANCIAL POSITION
CONSOLIDATED - ALL FUNDS
For the Four Months Ended April 30, 2019 and April 30, 2018

	<u>COMBINED OPERATING</u>	<u>SPECIAL PROGRAMS</u>	<u>ENDOWMENT</u>	<u>NON ENDOWED</u>	<u>BEQUEST, CRT RECEIVABLES</u>	<u>TOTAL April 30, 2019</u>	<u>TOTAL April 30, 2018</u>
ASSETS							
Cash:							
Cash & Cash Equivalents	1,612,754	1,626,259	1,416,775	3,655,888	0	8,311,678	6,640,915
Investments - Long Term Fund Portfolio	0	0	135,268,234	53,574,806	0	188,843,040	186,238,985
Investments - Medium Term Fund Portfolio	580,023	0	0	4,787,650	0	5,367,673	4,640,338
Investments - ESG Fund Portfolio	0	0	3,055,282	504,887	0	3,560,170	3,297,611
Separately Invested - DRIM Portfolio	0	0	0	2,876,392	0	2,876,392	0
Total Cash & Investments	2,192,778	1,626,259	139,740,292	65,399,623	0	208,958,951	200,817,848
Accounts Receivable:							
Pledges & Contributions Receivable	0	0	4,000	12,750	382,250	399,000	1,677,550
Bequests & Remainder Interest	0	0	0	0	264,615	264,615	21,264,615
Due from OPER	0	0	1,232,486	0	0	1,232,486	1,290,468
Investment in an LLC	0	0	21,000,000	0	0	21,000,000	0
Charitable Remainder Trusts	0	0	0	0	24,515,666	24,515,666	31,883,327
Charitable Gift Annuities	0	0	0	0	3,524,120	3,524,120	3,716,462
Total Accounts Receivable	0	0	22,236,486	12,750	28,686,651	50,935,887	59,832,422
Other Assets:							
Prepaid Expenses	29,211	0	0	0	0	29,211	2,619
Property-Net of Depreciation	1,812,262	0	0	0	0	1,812,262	1,704,756
de Guigne Property Improvements	0	0	313,935	0	0	313,935	0
Total Other Assets	1,841,473	0	313,935	0	0	2,155,408	1,707,375
TOTAL ASSETS	4,034,251	1,626,259	162,290,713	65,412,373	28,686,651	262,050,246	262,357,645

COMMUNITY FOUNDATION FOR MONTEREY COUNTY
STATEMENT OF FINANCIAL POSITION
CONSOLIDATED - ALL FUNDS
For the Four Months Ended April 30, 2019 and April 30, 2018

	<u>COMBINED OPERATING</u>	<u>SPECIAL PROGRAMS</u>	<u>ENDOWMENT</u>	<u>NON ENDOWED</u>	<u>BEQUEST, CRT RECEIVABLES</u>	<u>TOTAL April 30, 2019</u>	<u>TOTAL April 30, 2018</u>
LIABILITIES & NET ASSETS							
Liabilities:							
Grants Payable	0	0	373,443	209,750	0	583,193	579,502
Contingent Liabilities	0	0	0	0	17,230,675	17,230,675	22,377,289
Funds held as Agency Endowments	0	0	5,618,470	0	0	5,618,470	5,927,483
Funds held as Stewardship Funds	0	0	0	21,850,007	0	21,850,007	22,394,260
Payroll, Misc. and Accts Payable	1,359,994	11,547	2,042	0	0	1,373,583	1,419,170
Total Liabilities	1,359,994	11,547	5,993,954	22,059,757	17,230,675	46,655,928	52,697,704
Net Assets:							
Net Assets-Beginning Balance	2,885,299	6,649,538	141,189,002	34,571,260	13,076,060	198,371,158	213,820,147
Change in Net Assets -							
Current Year	(211,042)	(5,034,826)	15,107,757	8,781,356	(1,620,084)	17,023,161	(4,160,205)
Total Net Assets	2,674,256	1,614,712	156,296,758	43,352,616	11,455,976	215,394,318	209,659,941
TOTAL LIABILITIES & NET ASSETS	4,034,251	1,626,259	162,290,713	65,412,373	28,686,651	262,050,246	262,357,645

COMMUNITY FOUNDATION FOR MONTEREY COUNTY
STATEMENT OF ACTIVITIES
CONSOLIDATED - ALL FUNDS
For the Four Months Ended April 30, 2019 and April 30, 2018

	<u>COMBINED OPERATING</u>	<u>SPECIAL PROGRAMS</u>	<u>ENDOWMENT</u>	<u>NON ENDOWED</u>	<u>BEQUEST, CRT RECEIVABLES</u>	<u>TOTAL April 30, 2019</u>	<u>TOTAL April 30, 2018</u>
SUPPORT AND REVENUE:							
Contributions	27,889	23,845	612,215	4,395,866	0	5,059,815	2,753,124
Interfund Gifts	39,742	0	20,232	2,022,740	0	2,082,714	741,873
Pledge Payments Received	0	367,750	0	0	0	367,750	133,200
Future Contributions-A/R-Pledge-CRT-CGA	0	0	0	0	42,365	42,365	1,264,028
Contributions Received via Bequest	107,166	0	3,503,582	0	0	3,610,747	0
Change in Value, Split Interest Trusts, Future Assets	0	0	0	0	2,293,466	2,293,466	0
Gain/Loss on Sale of Property	0	0	0	0	0	0	0
Income from Related Party (LLC)	0	0	0	0	0	0	0
Interest & Dividend Income	23,248	294	870,267	392,836	0	1,286,645	990,882
Administrative Fees	632,368	0	0	0	0	632,368	685,944
Fees from Special Projects	7,984	0	0	0	0	7,984	7,479
Workshop and Contract Service Income	20,944	0	0	0	0	20,944	2,199
Misc Income/Returned Grants	33,244	0	272	0	0	33,516	155,368
Other Revenue	0	0	0	0	0	0	0
Total Support and Revenue	892,583	391,889	5,006,568	6,811,442	2,335,831	15,438,314	6,734,097
EXPENSES:							
Operating Expenses and Distributions:							
Salaries & Benefits	755,981	0	0	0	0	755,981	631,368
Administrative Costs	255,937	88,984	0	0	0	344,922	286,919
Occupancy Costs	64,516	0	0	0	0	64,516	62,095
Development Expenses	62,626	4,012	0	0	0	66,638	100,942
Board & Committee Expenses	776	0	0	0	0	776	1,411
Total Operating Expenses	1,139,836	92,997	0	0	0	1,232,832	1,082,735

COMMUNITY FOUNDATION FOR MONTEREY COUNTY
STATEMENT OF ACTIVITIES
CONSOLIDATED - ALL FUNDS
For the Four Months Ended April 30, 2019 and April 30, 2018

	<u>COMBINED OPERATING</u>	<u>SPECIAL PROGRAMS</u>	<u>ENDOWMENT</u>	<u>NON ENDOWED</u>	<u>BEQUEST, CRT RECEIVABLES</u>	<u>TOTAL April 30, 2019</u>	<u>TOTAL April 30, 2018</u>
Grants and Grant Related Expenses:							
Grants	0	5,305,209	1,192,637	1,166,814	0	7,664,660	7,351,889
Interfund Grants	0	24,525	111,684	1,946,506	0	2,082,714	741,873
Pledge Payments Paid	0	0	0	0	367,750	367,750	133,200
Bequests Payments/Transfers	0	0	0	0	3,575,085	3,575,085	0
Other Expenses	0	3,979	229,489	1,760	0	235,228	57,090
Other Payments/Transfers	0	0	1,985	(1,985)	0	0	0
Grant Related Expenses	0	0	1,760	0	0	1,760	0
Administrative Fees	0	0	466,252	153,035	13,081	632,368	685,944
Fees to Managers	129	0	84,030	33,680	0	117,839	111,798
Total Grants and Grant Related Expenses	129	5,333,713	2,087,836	3,299,810	3,955,915	14,677,404	9,081,795
 Total Expenses and Grants	 1,139,965	 5,426,709	 2,087,836	 3,299,810	 3,955,915	 15,910,236	 10,164,530
 Excess of Revenues (Expenses)							
Before Gains on Investments & Transfers	(247,382)	(5,034,820)	2,918,732	3,511,631	(1,620,084)	(471,923)	(3,430,433)
 GAINS(LOSS) ON INVESTMENTS:							
Realized-Gain (Loss)	0	(5)	0	(2,227)	0	(2,232)	1,788
Unrealized-Gain(Loss)	36,340	0	12,189,024	5,271,951	0	17,497,315	(731,559)
Total Gain/(Loss) on Investments	36,340	(5)	12,189,024	5,269,725	0	17,495,083	(729,772)
 Change in Net Assets	 (211,042)	 (5,034,826)	 15,107,757	 8,781,356	 (1,620,084)	 17,023,161	 (4,160,205)
 Net Assets Beginning of Year	 2,885,299	 6,649,538	 141,189,002	 34,571,260	 13,076,060	 198,371,158	 213,820,147
 Net Assets, End of Period	 2,674,256	 1,614,712	 156,296,758	 43,352,616	 11,455,976	 215,394,318	 209,659,941

COMMUNITY FOUNDATION FOR MONTEREY COUNTY
Combined Operating Fund Budget vs. Actual
For the Four Months Ended April 30, 2019 and April 30, 2018

	Year-To-Date			YTD Actual 4/30/2018
	Actual	Budget	Variance	
REVENUE				
Contributions - Foundations	25,119	2,500	22,619	2,524
Contributions - Indiv/Corp	2,770	12,900	(10,130)	6,875
Contributions - Interfund	39,742	35,053	4,689	38,579
Contributions - New Pledges	0	0	0	0
Pledge Payments Received	0	0	0	0
Bequests Received	107,166	20,437	86,729	0
Admin Fees	632,368	710,108	(77,740)	685,944
Special Project Fees	7,984	4,028	3,956	7,479
Workshops/Contracts	20,944	20,500	444	2,199
Miscellaneous Income	33,243	801	32,442	45,259
Interest and Dividends	23,248	5,000	18,248	7,145
Total Revenue	892,583	811,327	81,256	796,005
EXPENSE				
Personnel				
Salaries and Wages	587,528	612,438	(24,911)	479,750
Payroll Taxes	47,550	44,880	2,670	40,589
Insurance and Other Benefits	120,904	130,347	(9,443)	111,028
Sub-total	755,981	787,665	(31,684)	631,368
Administrative				
Supplies	4,572	7,499	(2,927)	10,385
Equip / Computer Maintenance	57,931	56,413	1,518	57,398
Bank Charges	3,380	4,700	(1,320)	4,038
Printing	9,435	10,200	(765)	5,990
Postage / Freight	8,360	7,618	742	10,551
Dues/Subscriptions	20,102	23,899	(3,797)	15,804
Services (legal, acct, consult)	103,617	98,209	5,408	69,608
D&O Insurance	2,703	2,710	(7)	2,737
Telecommunications	5,608	6,132	(524)	6,094
Conferences & Training	14,609	15,600	(991)	12,711
Miscellaneous	250	400	(150)	230
Depreciation	25,372	25,372	0	27,456
Sub-total	255,937	258,752	(2,815)	223,003
Facilities				
Property / Liability Insurance	11,138	8,873	2,265	8,909
Maintenance / Repairs	4,133	3,668	465	2,299
Janitorial & Landscaping	6,743	6,832	(89)	6,692
Rent	16,233	17,328	(1,095)	15,817
Mortgage, Interest & Property Taxes	16,603	16,603	0	17,360
Utilities	9,665	10,332	(667)	11,018
Sub-total	64,516	63,636	880	62,095
Development, Program & Staff				
Donor Development	28,154	31,400	(3,246)	68,771
Advertising & Promotion	15,120	17,602	(2,482)	12,585
Mileage, Meals & Meetings	2,246	3,588	(1,342)	3,634
Workshops	13,998	15,524	(1,526)	7,350
Annual Meetings	399	0	399	0
Annual Report	1,565	0	1,565	500
Staff Recognition Expenses	1,143	2,497	(1,354)	1,070
Board & Committee Expenses	776	2,032	(1,256)	1,411
Sub-total	63,402	72,643	(9,241)	95,322
Total Expenses	1,139,836	1,182,696	(42,860)	1,011,787
Net Income / (Loss) Before Investment Returns	(247,253)	(371,369)	124,116	(215,782)
Realized Gains/(Losses)	0	0	0	1,010
Unrealized Gains/(Losses)	36,340	0	36,340	(9,536)
Investment Management Fee	129	0	129	0
Net Income / (Loss) Including Investment Returns	(211,042)	(371,369)	160,326	(224,308)

COMMUNITY FOUNDATION FOR MONTEREY COUNTY
Operating Cash on Hand and Reserves - April 2019
With Projections through July 2019

Operating Cash on Hand:

Cash & Cash Equivalents	2,192,778
Less: Liabilities, excluding future period loan payments	222,969
Total Cash Available	1,969,808

Add: Accounts Receivable	
Prepaid Expenses	29,211
Total Accounts Receivable and Prepaid Expenses	29,211

Total Cash Expendable **1,999,020**

Restrictions on cash available

Less: Building Reserve	(150,000)
Less: Operating Reserve	(500,000)
Total Restricted Cash	(650,000)

Unrestricted cash available **1,349,020**

Estimated revenue-Next Quarter **788,283**
Estimated spending-Next Quarter **(756,110)**

Estimated unrestricted cash remaining **1,381,193**

BUDGET

Notes:	<u>2019</u>
Annual Expenses excluding depreciation	3,188,843
Capital Expenses-Depreciation	76,113
Total Cash needs	3,264,956

(1) One month reserve	272,080
(2) Six-month reserve	1,632,478
(3) Number of months of expendable cash on hand	5.1






COMMUNITY FOUNDATION FOR MONTEREY COUNTY
LONG TERM INVESTMENT PORTFOLIO
Activity for the Month of: April 2019

Market At Last Trade Date	Number of Shares	Code	Investment Account	Beginning Book	Beginning Market	Net Additions	Transfers	Interest & Dividends	Realized Gain(Loss)	Unrealized Gain(Loss)	Ending Book	Ending Market	Actual %	Board Policy
CASH ACCOUNTS:														
1.00	0.00	MS	Rabobank Endowment	(945,127)	(945,127)	(372,677)	0	0	0	0	(1,317,804)	(1,317,804)		
1.00	0	SWUXX	Schwab-MM/SWVXX	228,842	228,842	128,125	0	114	0	0	357,082	357,082		
1.00	0	SWUXX	Schwab Treasury-Cash	2,572,687	2,572,688	525,000	82,161	1,826	0	0	3,181,675	3,181,675		
			TOTAL CASH	1,856,402	1,856,402	280,448	82,161	1,941	0	0	2,220,952	2,220,952	1.2%	4.4%
BOND ACCOUNTS:														
13.71	1,221,261.41	DODIX	Dodge & Cox Income	16,466,131	16,658,006	0	0	0	0	85,488	16,466,131	16,743,494	8.9%	8.9%
11.50	1,777,790.76	JCBUX	JP Morgan Core Bond	20,834,152	20,497,927	0	(58,436)	58,436	0	(53,334)	20,834,152	20,444,594	10.8%	12.0%
25.33	294,279.51	VAIPX	Vanguard Inflation	8,154,892	7,433,500	0	0	0	0	20,600	8,154,892	7,454,100	3.9%	4.0%
10.60	873,968.48	VFSUX	Vanguard Short Term	9,391,985	9,255,326	0	(23,725)	23,725	0	8,740	9,391,985	9,264,066	4.9%	6.3%
			TOTAL BONDS	54,847,161	53,844,760	0	(82,161)	82,161	0	61,494	54,847,161	53,906,253	28.5%	31.2%
			TOTAL FIXED INC.	56,703,563	55,701,162	280,448	0	84,102	0	61,494	57,068,113	56,127,206	29.7%	35.6%
ALTERNATIVE INVESTMENTS:														
1,394.42	4,280.00	ASB	ASB Capital Management, LLC	8,600,000	9,394,127	(84,168)	0	67,669	0	121,490	8,600,000	9,499,119	5.0%	2.5%
37.97	73,694.35	DFREX	DFA Real Estate	2,075,214	2,807,755	0	0	0	0	(9,580)	2,075,214	2,798,175	1.5%	2.6%
719.09	12,497.56	TAPCB	TAP CommodityBuilders	10,523,000	9,106,862	(5,429)	0	0	0	(2,729)	10,523,000	9,098,703	4.8%	3.8%
123.00	22,770.78	VGSLX	Vanguard REIT Index	2,313,222	2,803,311	0	0	0	0	(2,505)	2,313,222	2,800,806	1.5%	2.6%
			TOTAL ALTERNATIVE	23,511,436	24,112,055	(89,598)	0	67,669	0	106,676	23,511,436	24,196,803	12.8%	11.5%
COMMUNITY IMPACT INVESTMENTS:														
			CA FarmLink	375,000	375,000	0	0	0	0	0	375,000	375,000	0.20%	
			Opportunity Fund	1,000,000	1,000,000	(2,083)	0	2,083	0	0	1,000,000	1,000,000	0.53%	
			TOTAL CII	1,375,000	1,375,000	(2,083)	0	2,083	0	0	1,375,000	1,375,000	0.73%	
SMALL CAP:														
80.13	79,666.00	IJR	iShares-S&P 600 Index	1,440,472	6,146,232	0	0	0	0	237,405	1,440,472	6,383,637	3.4%	2.9%
			TOTAL SMALL CAP	1,440,472	6,146,232	0	0	0	0	237,405	1,440,472	6,383,637	3.4%	2.9%
MID CAP:														
196.89	20,678.00	IJH	iShares-S&P 400 Index	96,787	3,916,413	0	0	0	0	154,878	96,787	4,071,291	2.2%	1.9%
			TOTAL MID CAP	96,787	3,916,413	0	0	0	0	154,878	96,787	4,071,291	2.2%	1.9%
LARGE CAP:														
192.11	32,591.51	DODGX	Dodge & Cox Stock Fund	3,309,054	5,979,564	0	0	0	0	281,591	3,309,054	6,261,154	3.3%	3.5%
127.75	45,876.00	IWD	iShares Russell 1000 Value	3,121,977	5,665,227	0	0	0	0	195,432	3,121,977	5,860,659	3.1%	2.8%
42.31	362,105.06	TRLGX	T Rowe Price	6,136,444	14,824,581	0	0	0	0	496,084	6,136,444	15,320,665	8.1%	6.7%
266.74	93,512.94	VINIX	Vanguard Index 500	11,419,954	23,973,913	0	0	0	0	969,729	11,419,954	24,943,642	13.2%	12.0%
			TOTAL LARGE CAP	23,987,429	50,443,285	0	0	0	0	1,942,836	23,987,429	52,386,120	27.7%	25.0%
INTERNATIONAL:														
28.99	130,601.68	DFEVX	DFA Emerging Markets	3,688,048	3,757,410	0	0	0	0	28,732	3,688,048	3,786,143	2.0%	1.5%
52.36	165,728.23	AEFPX	EuroPacific	6,649,006	8,423,966	0	0	0	0	253,564	6,649,006	8,677,530	4.6%	5.3%
18.12	264,861.47	DFISX	DFA Int'l Small Co. Portfolio	5,115,723	4,637,724	0	0	0	0	161,566	5,115,723	4,799,290	2.5%	2.8%
42.21	207,846.98	DODFX	Dodge & Cox International	6,939,988	8,421,960	0	0	0	0	351,261	6,939,988	8,773,221	4.6%	4.5%
13.50	797,422.53	VTMGX	Vanguard Developed Mkts	8,850,100	10,462,184	0	0	0	0	303,021	8,850,100	10,765,204	5.7%	6.0%
43.41	172,808.00	VWO	Vanguard FTSE Emerging	6,907,498	7,344,340	0	0	0	0	157,255	6,907,498	7,501,595	4.0%	3.1%
			TOTAL INT'L	38,150,362	43,047,584	0	0	0	0	1,255,399	38,150,362	44,302,983	23.5%	23.2%
			TOTAL EQUITIES	87,186,485	127,665,569	(89,598)	0	67,669	0	3,697,193	87,186,485	132,715,834	57.5%	53.0%
			GRAND TOTALS	143,890,049	183,366,731	190,851	0	151,771	0	3,758,687	144,254,599	188,843,040	100.0%	100.0%

Long-Term Portfolio

Executive Summary - Preliminary (Net of Fees)

Period Ending: April 30, 2019

	Market Value	% of Portfolio	1 Mo	YTD	1 Yr	3 Yrs	5 Yrs	10 Yrs		Current	%	Policy	%	
										Domestic Equity	\$62,841,048	33.5%	\$56,245,605	30.0%
Total Fund	187,485,350	100.0	2.0	10.6	4.3	8.4	5.3	9.0		International Equity	\$44,302,983	23.6%	\$46,871,337	25.0%
Policy Index			1.9	10.4	4.7	7.9	5.4	8.8		Domestic Fixed Income	\$53,906,253	28.8%	\$54,370,751	29.0%
60% MSCI ACWI/40% BBgBarc US Aggregate			2.1	10.8	5.8	8.0	5.7	8.7		Alternatives	\$24,214,112	12.9%	\$26,247,949	14.0%
Domestic Equity	62,841,048	33.5	3.9	17.6	11.6	16.0	11.9	--		Cash and Equivalents	\$2,220,952	1.2%	\$3,749,707	2.0%
Vanguard Institutional Index I	24,943,642	13.3	4.0	18.3	13.5	14.8	11.6	15.3		Total	\$187,485,350	100.0%	\$187,485,350	100.0%
S&P 500			4.0	18.2	13.5	14.9	11.6	15.3						
T. Rowe Price Large Cap Growth	15,320,665	8.2	3.3	18.5	15.4	23.0	16.7	18.5						
Russell 1000 Growth			4.5	21.3	17.4	18.6	14.5	17.0						
Dodge & Cox Stock	6,261,154	3.3	4.7	15.5	8.4	15.1	9.8	15.1						
Russell 1000 Value			3.5	15.9	9.1	11.0	8.3	13.8						
iShares Russell 1000 Value Index ETF	5,860,659	3.1	3.4	15.7	8.8	10.7	8.1	13.5						
Russell 1000 Value			3.5	15.9	9.1	11.0	8.3	13.8						
iShares S&P Midcap 400 Index Fund ETF	4,071,291	2.2	4.0	19.0	6.9	12.2	9.3	15.0						
S&P 400 MidCap			4.0	19.1	7.0	12.3	9.5	15.1						
iShares S&P Small Cap 600 Index ETF	6,383,637	3.4	3.9	16.0	4.4	13.5	9.8	15.5						
S&P 600 SmallCap			3.9	15.9	4.4	13.5	9.9	15.6						
International Equity	44,302,983	23.6	2.9	13.9	-4.4	8.8	3.5	--						
Dodge & Cox International Stock	8,773,221	4.7	4.2	14.4	-5.5	8.1	1.4	8.9						
MSCI ACWI ex USA Gross			2.7	13.4	-2.8	8.6	3.3	8.2						
MSCI ACWI ex USA Value			2.1	10.6	-5.7	7.2	1.1	6.7						
American Funds Europacific Growth F2	8,677,530	4.6	3.0	16.6	-2.1	9.8	4.8	9.1						
MSCI ACWI ex USA Gross			2.7	13.4	-2.8	8.6	3.3	8.2						
MSCI ACWI ex USA Growth			3.1	15.8	-0.7	9.0	4.5	8.8						
Vanguard Developed Market Index Adm	10,765,204	5.7	2.9	13.4	-3.5	7.8	3.0	8.2						
Spliced Vanguard Developed Markets Index			2.7	13.0	-4.2	7.1	2.9	8.1						
DFA International Small Company I	4,799,290	2.6	3.5	13.7	-8.8	7.1	3.8	10.8						
MSCI World ex USA Small Cap			2.7	14.0	-7.6	7.1	4.3	10.9						
DFA Emerging Markets Value I	3,786,143	2.0	0.8	8.0	-7.3	10.9	3.4	7.3						
MSCI Emerging Markets Gross			2.1	12.3	-4.7	11.7	4.4	7.9						
Vanguard FTSE Emerging Markets ETF	7,501,595	4.0	2.1	14.2	-2.4	10.3	3.9	7.2						
Spliced Vanguard Emerging Markets Stock Index			2.0	13.5	-3.5	10.1	3.9	7.3						

33.5%

23.6%

28.8%

12.9%

1.2%

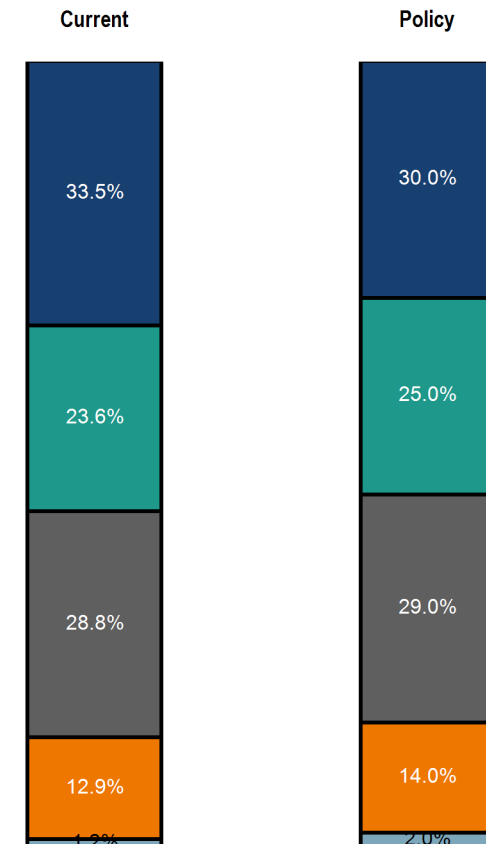
30.0%

25.0%

29.0%

14.0%

2.0%








The Policy Index consists of the following: 25% S&P 500, 2% S&P 400 Mid Cap, 3% S&P Small Cap 600, 16% MSCI ACWI Ex US, 3% MSCI EAFE Small Cap, 6% MSCI Emerging Markets Free, 20% BBgBarc US Aggregate, 5% BBgBarc US 1-5 Yr Credit, 4% BBgBarc US TIPS, 5% Bloomberg Commodity, 3% FTSE NAREIT, 6% NCREIF Property, 2% 91-Day Treasury Bills. Schwab cash values reflect transactions in transit as provided by CFMC. All data is preliminary.

Long-Term Portfolio

Executive Summary - Preliminary (Net of Fees)

Period Ending: April 30, 2019

	Market Value	% of Portfolio	1 Mo	YTD	1 Yr	3 Yrs	5 Yrs	10 Yrs		Current	%	Policy	%	
										Domestic Equity	\$62,841,048	33.5%	\$56,245,605	30.0%
Domestic Fixed Income	53,906,253	28.8	0.3	3.3	4.9	2.4	2.5	--		International Equity	\$44,302,983	23.6%	\$46,871,337	25.0%
Dodge & Cox Income	16,743,494	8.9	0.5	4.2	5.3	3.4	3.1	5.1		Domestic Fixed Income	\$53,906,253	28.8%	\$54,370,751	29.0%
BBgBarc US Aggregate TR			0.0	3.0	5.3	1.9	2.6	3.7		Alternatives	\$24,214,112	12.9%	\$26,247,949	14.0%
JP Morgan Core Bond R6	20,444,594	10.9	0.0	3.0	5.3	2.2	2.7	4.1		Cash and Equivalents	\$2,220,952	1.2%	\$3,749,707	2.0%
BBgBarc US Aggregate TR			0.0	3.0	5.3	1.9	2.6	3.7		Total	\$187,485,350	100.0%	\$187,485,350	100.0%
Vanguard Short-Term Investment Grade Adm	9,264,066	4.9	0.4	2.5	4.3	2.1	2.0	3.4						
BBgBarc US Credit 1-5 Yr TR			0.3	2.7	4.7	2.2	2.1	3.6						
Vanguard Inflation-Protected Securities Adm	7,454,100	4.0	0.3	3.5	3.1	1.6	1.7	3.5						
BBgBarc US TIPS TR			0.3	3.5	3.1	1.7	1.7	3.6						
Alternatives	24,214,112	12.9	0.0	7.0	3.7	4.3	0.9	--						
Gresham TAP Commodity Builder	9,116,013	4.9	0.2	7.5	-7.2	1.0	-8.7	--						
Bloomberg Commodity Index TR USD			-0.4	5.9	-8.0	-0.7	-9.4	--						
ASB Capital Management	9,499,119	5.1	0.0	1.7	6.4	5.0	8.3	8.0						
NCREIF-ODCE			0.0	1.4	7.5	8.0	10.2	8.7						
DFA Real Estate Securities I	2,798,175	1.5	-0.3	16.6	21.1	7.8	9.0	15.6						
Wilshire REIT			-0.2	15.8	17.5	6.4	8.2	15.3						
Vanguard Real Estate Index Adm	2,800,806	1.5	-0.1	17.2	18.9	6.6	8.1	15.1						
Spliced Vanguard Real Estate Index			-0.1	17.2	18.9	6.6	8.2	15.2						
Wilshire REIT			-0.2	15.8	17.5	6.4	8.2	15.3						
Cash and Equivalents	2,220,952	1.2	0.1	0.2	0.9	0.5	0.3	--						
Schwab Value Advantage Money Premier	357,082	0.2	0.0	0.4	1.3	0.3	0.2	0.1						
First National Cash	0	0.0	0.0	0.0	0.0	0.0	0.0	--						
Rabobank Endowment	-1,317,804	-0.7	0.0	0.0	0.0	0.0	0.0	--						
Schwab Cash	3,181,675	1.7	0.1	0.3	1.3	0.6	0.4	0.2						
91 Day T-Bills			0.2	0.8	2.2	1.3	0.8	0.4						

33.5%

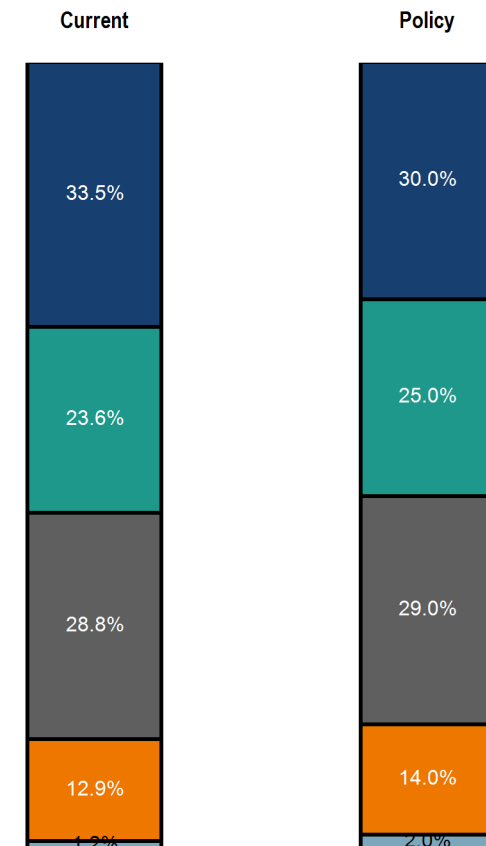
23.6%

28.8%

30.0%

25.0%

29.0%



The Policy Index consists of the following: 25% S&P 500, 2% S&P 400 Mid Cap, 3% S&P Small Cap 600, 16% MSCI ACWI Ex US, 3% MSCI EAFE Small Cap, 6% MSCI Emerging Markets Free, 20% BBgBarc US Aggregate, 5% BBgBarc US 1-5 Yr Credit, 4% BBgBarc US TIPS, 5% Bloomberg Commodity, 3% FTSE NAREIT, 6% NCREIF Property, 2% 91-Day Treasury Bills. Schwab cash values reflect transactions in transit as provided by CFMC. ASB and NCREIF returns provided quarterly and are not yet available. ASB market value is as of 3/31/2019. All data is preliminary.

COMMUNITY FOUNDATION FOR MONTEREY COUNTY
MEDIUM TERM FUND PORTFOLIO
Activity for the Month of: April 2019

Market At Last Trade Date	Number of Shares	Code	Investment Account	Beginning Book	Beginning Market	Net Additions	Transfers	Interest & Dividends	Realized Gain(Loss)	Unrealized Gain(Loss)	Ending Book	Ending Market	Actual %	Board Policy
<u>CASH ACCOUNTS:</u>														
0.00	0.00	SWUXX	Schwab - Cash	503,765	503,765	(294)	4,942	4,942	0	0	508,413	508,413		
			TOTAL CASH	503,765	503,765	(294)	4,942	4,942	0	0	508,413	508,413	9.5%	0.0%
<u>BOND ACCOUNTS:</u>														
13.71	89,443.53	DODIX	Dodge & Cox Income Fund	1,225,252	1,220,010	0	0	0	0	6,261	1,225,252	1,226,271	22.8%	25.0%
10.60	68,860.21	VFSUX	Vanguard Short Term	736,563	729,230	0	0	0	0	689	736,563	729,918	13.6%	15.0%
10.66	116,066.65	VBTLX	Vanguard Total Bond Market Index	1,241,958	1,239,592	0	0	0	0	(2,321)	1,241,958	1,237,270	23.1%	25.0%
			TOTAL BONDS	3,203,773	3,188,831	0	0	0	0	4,628	3,203,773	3,193,459	59.5%	65.0%
			TOTAL FIXED INC.	3,707,538	3,692,596	(294)	4,942	4,942	0	4,628	3,712,186	3,701,872	69.0%	65.0%
<u>DOMESTIC:</u>														
134.52	6,977.38	VTHR	Vanguard Russell 3000	750,429	903,083	0	0	0	0	35,515	750,429	938,598	17.5%	19.0%
			TOTAL DOMESTIC	750,429	903,083	0	0	0	0	35,515	750,429	938,598	17.5%	19.0%
<u>INTERNATIONAL:</u>														
52.36	13,888.52	AEAFX	EuroPacific	676,351	705,953	0	0	0	0	21,249	676,351	727,203	13.5%	16.0%
			TOTAL INTERNATIONAL	676,351	705,953	0	0	0	0	21,249	676,351	727,203	13.5%	16.0%
			TOTAL EQUITIES	1,426,779	1,609,036	0	0	0	0	56,764	1,426,779	1,665,801	31.0%	35.0%
			GRAND TOTALS	5,134,317	5,301,632	(294)	4,942	4,942	0	61,393	5,138,965	5,367,673	100.0%	100.0%

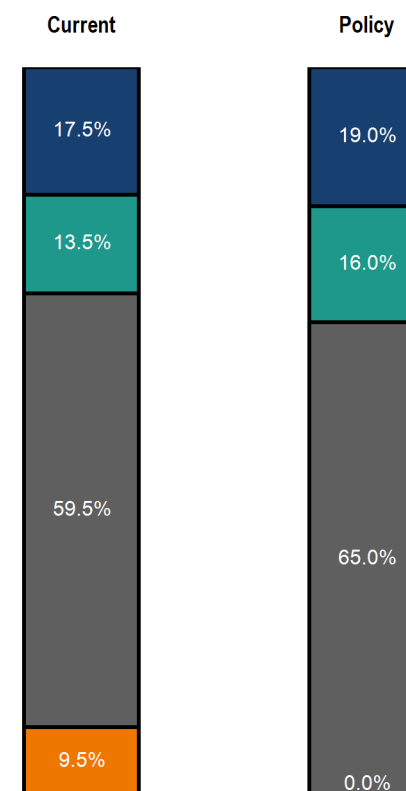
Medium Term Fund

Executive Summary - Preliminary (Net of Fees)

Period Ending: April 30, 2019

	Market Value	% of Portfolio	1 Mo	YTD	1 Yr	3 Yrs	5 Yrs	10 Yrs
Total Fund	5,367,673	100.0	1.3	7.4	4.9	--	--	--
<i>Policy Index</i>			1.2	7.3	5.3	5.4	4.3	6.7
Domestic Equity	938,598	17.5	3.9	18.5	12.4	--	--	--
Vanguard Russell 3000	938,598	17.5	3.9	18.5	12.4	14.6	10.8	--
<i>Russell 3000</i>			4.0	18.6	12.7	14.7	11.2	15.3
International Equity	727,203	13.5	3.0	16.6	-2.1	--	--	--
American Funds Europacific Growth F2	727,203	13.5	3.0	16.6	-2.1	9.8	4.8	9.1
<i>MSCI ACWI ex USA Gross</i>			2.7	13.4	-2.8	8.6	3.3	8.2
Domestic Fixed Income	3,193,459	59.5	0.3	3.4	5.1	--	--	--
Vanguard Total Bond Market Index	1,237,270	23.1	0.1	3.0	5.4	1.9	2.5	3.7
Dodge & Cox Income	1,226,271	22.8	0.5	4.2	5.3	3.4	3.1	5.1
<i>BBgBarc US Aggregate TR</i>			0.0	3.0	5.3	1.9	2.6	3.7
Vanguard Short-Term Investment Grade Adm	729,918	13.6	0.4	2.5	4.3	2.1	2.1	3.4
<i>BBgBarc US Credit 1-5 Yr TR</i>			0.3	2.7	4.7	2.2	2.1	3.6
Cash and Equivalents	508,413	9.5	0.0	0.1	0.3	--	--	--
Schwab Cash	508,413	9.5	0.0	0.1	0.3	0.3	--	--
<i>91 Day T-Bills</i>			0.2	0.8	2.2	1.3	0.8	0.4

	Current	%	Policy	%
Domestic Equity	\$938,598	17.5%	\$1,019,858	19.0%
International Equity	\$727,203	13.5%	\$858,828	16.0%
Domestic Fixed Income	\$3,193,459	59.5%	\$3,488,987	65.0%
Cash and Equivalents	\$508,413	9.5%	\$0	0.0%
Total	\$5,367,673	100.0%	\$5,367,673	100.0%



Policy Index: 19% Russell 3000, 16% MSCI ACWI Ex US, 50% BBgBarc US Aggregate, 15% BBgBarc 1-5 Year Gov/Credit. Medium Pool portfolio funded 5/13/2016. Fund performance has been backfilled and represents actual performance for periods shown. All data is preliminary.

COMMUNITY FOUNDATION FOR MONTEREY COUNTY
ESG FUND PORTFOLIO
Activity for the Month of: April 2019

Market At Last Trade Date	Number of Shares	Code	Investment Account	Beginning Book	Beginning Market	Net Additions	Transfers	Interest & Dividends	Realized Gain(Loss)	Unrealized Gain(Loss)	Ending Book	Ending Market	Actual %	Board Policy
<u>CASH ACCOUNTS:</u>														
		SWUXX	Schwab - Cash	111,890	111,890	(15,507)	0	3,633	0	0	100,016	100,016	2.8%	0.0%
<u>BOND ACCOUNTS:</u>														
10.27	142,296.25	TSBIX	TIAA Social Choice Bond Fund	1,444,791	1,462,805	0	0	0	0	(1,423)	1,444,791	1,461,383	41.0%	40.0%
<u>DOMESTIC EQUITY:</u>														
19.51	58,789.34	TISCX	TIAA Social Choice Equity Fund	1,108,785	1,109,355	0	0	0	0	37,625	1,108,785	1,146,980	32.2%	35.0%
<u>INTERNATIONAL EQUITY:</u>														
10.70	79,606.70	TSONX	TIAA Social Choice International	854,233	822,337	0	0	0	0	29,454	854,233	851,792	23.9%	25.0%
GRAND TOTAL				3,407,810	3,394,497	0	0	0	0	65,657	3,407,810	3,560,170	100%	100%

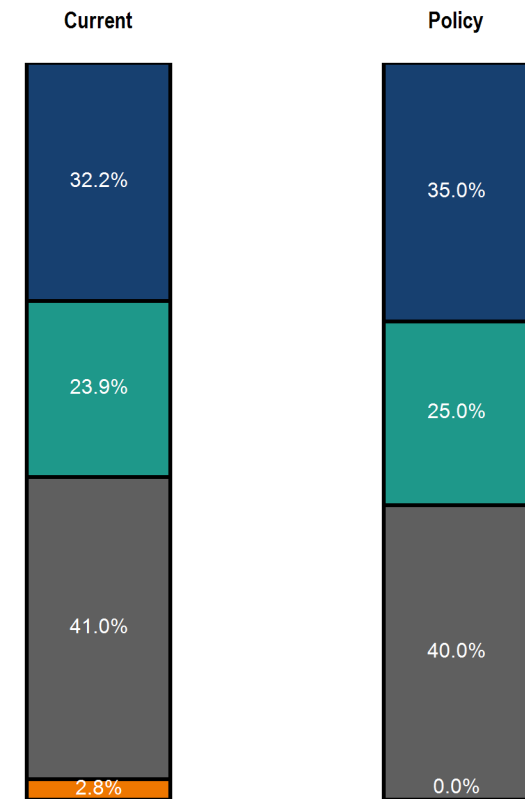
ESG Portfolio

Executive Summary - Preliminary (Net of Fees)

Period Ending: April 30, 2019

	Market Value	% of Portfolio	1 Mo	YTD	1 Yr	3 Yrs	5 Yrs	10 Yrs
Total Fund	3,560,170	100.0	2.0	9.8	4.8	--	--	--
<i>Policy Index</i>			2.1	10.8	5.9	7.8	5.8	9.1
Domestic Equity	1,146,980	32.2	3.4	17.8	11.3	--	--	--
TIAA CREF Social Choice Equity Fund	1,146,980	32.2	3.4	17.8	11.3	14.2	10.2	14.6
<i>Russell 3000</i>			4.0	18.6	12.7	14.7	11.2	15.3
International Equity	851,792	23.9	3.6	13.5	-2.6	--	--	--
TIAA CREF Social Choice International Equity Fund	851,792	23.9	3.6	13.5	-2.6	7.4	--	--
<i>MSCI EAFE Gross</i>			2.9	13.3	-2.7	7.8	3.1	8.5
Domestic Fixed Income	1,461,383	41.0	0.1	3.1	5.3	--	--	--
TIAA CREF Social Bond Fund	1,461,383	41.0	0.1	3.1	5.3	2.7	3.4	--
<i>BBgBarc US Aggregate TR</i>			0.0	3.0	5.3	1.9	2.6	3.7
Cash and Equivalents	100,016	2.8	0.0	0.1	0.4	--	--	--
Schwab Cash	100,016	2.8	0.0	0.1	0.4	--	--	--
<i>91 Day T-Bills</i>			0.2	0.8	2.2	1.3	0.8	0.4

	Current	%	Policy	%
Domestic Equity	\$1,146,980	32.2%	\$1,246,060	35.0%
International Equity	\$851,792	23.9%	\$890,043	25.0%
Domestic Fixed Income	\$1,461,383	41.0%	\$1,424,068	40.0%
Cash and Equivalents	\$100,016	2.8%	\$0	0.0%
Total	\$3,560,170	100.0%	\$3,560,170	100.0%



Policy Index: 35% Russell 3000, 25% MSCI EAFE, 40% BBgBarc US Aggregate. ESG Pool portfolio funded 9/29/2016. Fund performance has been backfilled and represents actual performance for periods shown. All data is preliminary.

COMMUNITY FOUNDATION FOR MONTEREY COUNTY
DRIM INVESTMENT PORTFOLIO

Activity for the Month of: April 2019

Market At Last Trade Date	Number of Shares	Code	Investment Account	Beginning Book	Beginning Market	Net Additions	Transfers	Interest & Dividends	Realized Gain(Loss)	Unrealized Gain(Loss)	Ending Book	Ending Market	Actual %
CASH ACCOUNTS:													
			Schwab - Cash	1,151,295	1,151,295	147,378	0	2,816	0	0	1,301,489	1,301,489	
			TOTAL CASH	1,151,295	1,151,295	147,378	0	2,816	0	0	1,301,489	1,301,489	45.2%
EQUITIES													
54.10	1,800.00	FIX	Comfort Systems USA	100,349	94,302	0	0	0	0	3,078	100,349	97,380	3.4%
56.84	1,700.00	PLAY	Dave & Busters, Inc.	99,227	84,779	0	0	0	0	11,849	99,227	96,628	3.4%
60.52	3,000.00	FN	Fabrinet	149,560	157,080	0	0	0	0	24,480	149,560	181,560	6.3%
25.10	3,700.00	FFBC	First Financial Bancorp	99,485	89,022	0	0	0	0	3,848	99,485	92,870	3.2%
26.59	5,600.00	HASI	Hannon Armstrong	131,358	143,584	0	0	0	0	5,320	131,358	148,904	5.2%
144.00	750.00	HELE	Helen of Troy, LTD	103,793	86,970	0	0	0	0	21,030	103,793	108,000	3.8%
69.31	2,500.00	LGIH	LGI Homes, Inc.	103,437	150,600	0	0	0	0	22,675	103,437	173,275	6.0%
36.35	3,100.00	SHOO	Madden Steven, LTD	99,477	104,904	0	0	0	0	7,781	99,477	112,685	3.9%
63.34	1,900.00	NVEE	NV5 Global, Inc.	138,054	112,784	0	0	0	0	7,562	138,054	120,346	4.2%
39.55	2,400.00	PACW	PacWest Bancorp	92,644	90,264	0	0	0	0	4,656	92,644	94,920	3.3%
30.95	3,100.00	TPIC	TPI Composites, Inc.	223,996	231,822	(147,378)	0	0	0	11,501	76,618	95,945	3.3%
57.15	2,000.00	WNS	WNS Holdings, LTD	96,064	106,540	0	0	0	0	7,760	96,064	114,300	4.0%
46.03	3,000.00	NEP	Nextera Energy Partners, LP	136,772	139,920	0	0	0	0	(1,830)	136,772	138,090	4.8%
			TOTAL EQUITIES	1,574,216	1,592,571	(147,378)	0	0	0	129,710	1,426,838	1,574,903	
			GRAND TOTALS	2,725,511	2,743,866	0	0	2,816	0	129,710	2,728,327	2,876,392	100.0%

DRIM Review 3/31/2019



Neumeier Poma Investment Counsel (market value \$2,743,866)

PERFORMANCE

	1 MO	1 YR	3 YRS	SINCE INCEPTION (6/26/18)
DRIM Provider	-2.4%	--	--	1.3%
Policy Index (Russell 2000 Value)	-2.9%	0.2%	10.9%	-8.4%
Foundation	1.2%	2.6%	8.1%	--

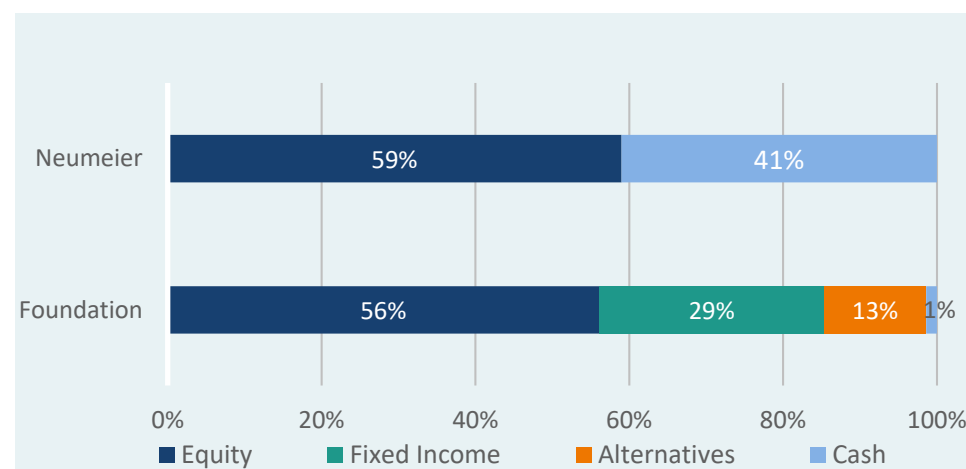
LARGEST HOLDINGS

	WEIGHT	% GAIN/LOSS
Money Market Fund	42.0%	--
TPI Composites Inc.	8.4%	3.5%
Fabrinet	5.7%	5.0%
LGI Homes Inc.	5.5%	5.0%
Hannon Armstrong	5.2%	9.3%
Nextera Energy Partner	5.1%	2.3%

ASSET ALLOCATION VS. MIN/MAX RANGE

ASSET CLASS	CURRENT	MIN	MAX
Equities	58%	70%	90%
Fixed Income	0%	0%	0%
Alternatives	0%	0%	0%
Cash & Equivalents	42%	10%	30%

ASSET ALLOCATION VS. FOUNDATION



Donor fund inception date: 6/26/2018.

Note: During a quarterly review, the investment committee will also generally have the DRIM providers report for expanded detail.

COMMUNITY FOUNDATION FOR MONTEREY COUNTY
GRANTS PAYABLE - April 2019

NAME	FUND	AMOUNT	DUE
UC Santa Barbara - Jonathan Huaracha	Margaret and Seba Bronson Scholarship Fund	5,000	10/31/2019
UC Santa Barbara - Jonathan Huaracha	Margaret and Seba Bronson Scholarship Fund	5,000	10/31/2019
CSU Monterey Bay - Amanda Luann Contreras	Margaret and Seba Bronson Scholarship Fund	7,500	5/26/2019
UC San Diego - Diana Cordova	Margaret and Seba Bronson Scholarship Fund	7,500	5/26/2019
UC Santa Barbara - Jonathan Huaracha	Margaret and Seba Bronson Scholarship Fund	5,000	10/31/2019
UC Davis - Lila Cardenas Dorado	Margaret and Seba Bronson Scholarship Fund	5,000	10/31/2019
Santa Clara University - Maritza Soria	Margaret and Seba Bronson Scholarship Fund	5,000	10/31/2019
CSU Monterey Bay-Arianna Reanne Serrato	Margaret and Seba Bronson Scholarship Fund	10,000	10/31/2019
UC Berkeley-Gisselle Ruiz Sosa	Margaret and Seba Bronson Scholarship Fund	5,000	10/31/2019
CSU Monterey Bay - Amanda Luann Contreras	Margaret and Seba Bronson Scholarship Fund	7,500	5/26/2020
UC San Diego - Diana Cordova	Margaret and Seba Bronson Scholarship Fund	7,500	5/26/2020
CSU Monterey Bay-Arianna Reanne Serrato	Margaret and Seba Bronson Scholarship Fund	10,000	10/31/2020
UC Berkeley-Gisselle Ruiz Sosa	Margaret and Seba Bronson Scholarship Fund	5,000	10/31/2020
CSU Monterey Bay-Arianna Reanne Serrato	Margaret and Seba Bronson Scholarship Fund	10,000	10/31/2021
UC Berkeley-Gisselle Ruiz Sosa	Margaret and Seba Bronson Scholarship Fund	5,000	10/31/2021
Monterey Peninsula College-Alvin Mendoza	College Futures Monterey County Fund	1,000	3/31/2019
San Jose State University-Daira Selene Hipolito	College Futures Monterey County Fund	3,500	3/31/2019
Hartnell College-Gisset Guadalupe Rico-Valdez	College Futures Monterey County Fund	750	2/15/2019
CSU Monterey Bay-Alexis Cruz Hernandez Edu	College Futures Monterey County Fund	2,500	2/15/2019
CSU Monterey Bay-Eddie Chavez	College Futures Monterey County Fund	3,000	3/31/2019
CSU Sacramento - Jovanna Aceedo Ramirez	College Futures Monterey County Fund	2,000	2/15/2019
The Marina Foundation	DeWitt Fund	25,000	7/6/2019
Pacific Grove Art Center	DeWitt Fund	25,000	12/3/2019
The Marina Foundation	DeWitt Fund	25,000	7/6/2020
Pacific Grove Art Center	DeWitt Fund	25,000	12/3/2020
The Marina Foundation	DeWitt Fund	25,000	7/6/2021
UC Irvine - Maria G. Molinero Cazares	Drezner Family Scholarship Fund	2,000	3/31/2019
CSU Monterey Bay-Yasmin Maricela Fernandez Rodriguez	Drezner Family Scholarship Fund	5,000	10/31/2019
UC Davis - Jose Camacho Rodriguez	Drezner Family Scholarship Fund	5,000	10/31/2019
UC Davis-Leah Edwards	Drezner Family Scholarship Fund	5,000	10/31/2019
LDOS Media Lab, Inc	Fuhs Family Foundation Fund	20,000	7/6/2019

COMMUNITY FOUNDATION FOR MONTEREY COUNTY
GRANTS PAYABLE - April 2019

NAME	FUND	AMOUNT	DUE
LDOS Media Lab, Inc	Fuhs Family Foundation Fund	20,000	7/6/2020
UC Irvine - Ken Burns	Hausdorf Family Scholarship Fund	2,000	2/15/2019
UC Santa Barbara - Cibrán Anton de la Fuente	Hausdorf Family Scholarship Fund	2,000	5/26/2019
UC Santa Cruz-Suzette Segoviano-Quiroz	Hausdorf Family Scholarship Fund	2,000	10/31/2019
UC Santa Barbara - Cibrán Anton de la Fuente	Hausdorf Family Scholarship Fund	2,000	5/26/2020
UC Santa Cruz-Suzette Segoviano-Quiroz	Hausdorf Family Scholarship Fund	2,000	10/31/2020
UC Santa Cruz-Suzette Segoviano-Quiroz	Hausdorf Family Scholarship Fund	2,000	10/31/2021
ACTION Council of Monterey County	Lauralie and J. Irvine Fund	19,291	1/11/2019
ACTION Council of Monterey County	Leo Lanini Fund	709	1/11/2019
Florida Agricultural and Mechanical University - Michael David Sullivan	Howard and Gretchen Leach Scholarship Fund	5,000	5/26/2019
Florida State University-Justin David Eckel	Howard and Gretchen Leach Scholarship Fund	5,000	10/31/2019
Florida State University-Justin David Eckel	Howard and Gretchen Leach Scholarship Fund	5,000	10/31/2019
Florida Agricultural and Mechanical University - Michael David Sullivan	Howard and Gretchen Leach Scholarship Fund	5,000	5/26/2020
Florida State University-Justin David Eckel	Howard and Gretchen Leach Scholarship Fund	5,000	10/31/2020
Carmel Ideas Foundation	Marjorie McNeely Fund for the Blind or Illiterate	1,000	1/18/2019
CSU Monterey Bay-Dolyn Hall	The Morse Foundation Scholarship Fund	5,000	10/31/2018
CSU Monterey Bay-Marisa Vinson	The Morse Foundation Scholarship Fund	5,000	10/31/2018
Middlebury Institute of International Studies at Monterey-Robert Moore	The Morse Foundation Scholarship Fund	5,000	10/31/2018
UC Berkeley-Natasha Katharine Hunt	Richard Scott Reynolds Science and Technology Education Fund	3,000	10/31/2019
California State University, Long Beach - Amber Clark	Alan and Rita Shugart Scholarship Fund	1,000	10/31/2019
UC Santa Barbara - Trevor Arbab	Alan and Rita Shugart Scholarship Fund	1,000	10/31/2019
University of Hawaii at Manoa	Alan and Rita Shugart Scholarship Fund	1,000	5/26/2019
University of the Pacific -- Young Hyun Choi	Alan and Rita Shugart Scholarship Fund	1,000	5/26/2019
Monterey Peninsula College - Esteban Barjas	Alan and Rita Shugart Scholarship Fund	1,000	10/31/2019
UC Santa Barbara - Trevor Arbab	Alan and Rita Shugart Scholarship Fund	1,000	10/31/2019
UC Davis-Iris Cristel Arvizu Quiroz	Alan and Rita Shugart Scholarship Fund	1,000	10/31/2019
University of Pennsylvania-Quincy Thomas Hendricks	Alan and Rita Shugart Scholarship Fund	1,000	10/31/2019
University of Hawaii at Manoa	Alan and Rita Shugart Scholarship Fund	1,000	5/26/2020
University of the Pacific -- Young Hyun Choi	Alan and Rita Shugart Scholarship Fund	1,000	5/26/2020
UC Davis-Iris Cristel Arvizu Quiroz	Alan and Rita Shugart Scholarship Fund	1,000	10/31/2020

COMMUNITY FOUNDATION FOR MONTEREY COUNTY
GRANTS PAYABLE - April 2019

NAME	FUND	AMOUNT	DUE
University of Pennsylvania-Quincy Thomas Hendricks	Alan and Rita Shugart Scholarship Fund	1,000	10/31/2020
UC Davis-Iris Cristel Arvizu Quiroz	Alan and Rita Shugart Scholarship Fund	1,000	10/31/2021
University of Pennsylvania-Quincy Thomas Hendricks	Alan and Rita Shugart Scholarship Fund	1,000	10/31/2021
Pacific Repertory Theatre	Robert and Virginia Stanton Endowment Fund	50,000	9/30/2019
Pacific Repertory Theatre	Robert and Virginia Stanton Endowment Fund	50,000	9/30/2020
Cancer Research Fund of the Damon Runyon- Walter Winchell Foundation	Anita Tarr Turk Fund for Breast Cancer Research	50,000	12/6/2019
Boys & Girls Clubs of Monterey County	Women's Endowment Fund	25,000	7/1/2019
Action Council	Women's Endowment Fund	23,443	2/2/2018
		583,193	

COMMUNITY FOUNDATION FOR MONTEREY COUNTY
GIFTS - April 2019

Donor	Date	Amount	Fund
D'Arrigo Brothers Company	4/1/2019	1,000	Southern Monterey County Foundation
Dr. & Mrs. Rolf A. and Darleen Trautsch	4/1/2019	2,000	The Fund for Homeless Women
Mr. & Mrs. Ray and Linda Harrod	4/1/2019	100	Central Coast Veterans Cemetery Fndn Stewardship Fund
Mr. Michael J. Jones and Ms. DeeAnn Thompson	4/1/2019	25	Girls' Health in Girls' Hands Scholarship Fund
Ms. Barbara J. Baldock and Mr. Phillip N. Butler	4/1/2019	100	Girls' Health in Girls' Hands Scholarship Fund
Ms. Christine Babalis	4/1/2019	50	Girls' Health in Girls' Hands Scholarship Fund
Ms. Judy McCarver	4/1/2019	10	Pacific Grove Public Library Fund for the Future
Ms. Melissa A. Davis	4/1/2019	85	Girls' Health in Girls' Hands Scholarship Fund
Estate of Mrs. Robert Stanton	4/2/2019	214	General Endowment Fund
Estate of Mrs. Robert Stanton	4/2/2019	174	General Endowment Fund
Mr Edward Lohmann	4/2/2019	250	The Fund for Homeless Women
Anonymous	4/2/2019	100	The Fund for Homeless Women
Ms. Krista Hanni and Mr. Scott Davis	4/2/2019	30	Girls' Health in Girls' Hands Scholarship Fund
Ms. Karen S. Nelson	4/3/2019	100	The Fund for Homeless Women
Capt. Vincent J. Huth	4/4/2019	25,000	Huth Family Fund
Mr. & Mrs. Milo W. and Mary Scherer	4/4/2019	75	The Fund for Homeless Women
Mrs. Jane L. Weisser	4/4/2019	30	Carmel High School Class of 1952 Fund
Estate of Mary Shaw	4/4/2019	225,000	Gloria Fund
Mr. & Mrs. Cristofer and Shelley Cabanillas	4/5/2019	1,000	The Fund for Homeless Women
Ms. Janet E. O'Halloran	4/5/2019	3,242	Food Bank for Monterey County Fund
Colleagues of the Arts (COTA)	4/8/2019	8,072	Colleagues of the Arts Endowment Fund
Humboldt State University	4/8/2019	272	Margaret and Seba Bronson Scholarship Fund
YourCause, LLC - Chevron Matching Employee Funds	4/8/2019	500	Matthew Paul Finnigan Memorial Scholarship Fund
Ms. Karlen Poma	4/9/2019	200	General Endowment Fund
The Shirley A. and Wayne R. Moon Foundation	4/9/2019	500	Pass Thru Fund
Dr. & Mrs. Conrad F. and Sarah L. Newberry	4/10/2019	20	The Fund for Homeless Women
Mr. & Mrs. Jay and Kip Hudson	4/10/2019	300	The Fund for Homeless Women
Mr. Marc Rosen	4/10/2019	100,885	CRT Funds with CF as Trustee (Kaspick)

COMMUNITY FOUNDATION FOR MONTEREY COUNTY
GIFTS - April 2019

Donor	Date	Amount	Fund
Mrs. Joan Wellington	4/10/2019	100	The Fund for Homeless Women
Ms. Christina DeMaria	4/10/2019	20	Girls' Health in Girls' Hands Scholarship Fund
Ms. Kim Stemler	4/10/2019	20	Girls' Health in Girls' Hands Scholarship Fund
Anonymous	4/10/2019	50	The Fund for Homeless Women
Anonymous	4/10/2019	100	The Fund for Homeless Women
Mr. Mike Alaga	4/11/2019	200	The Fund for Homeless Women
Mrs. Lynda Johnson	4/11/2019	200	The Fund for Homeless Women
Ms. Janette Loomis	4/11/2019	245	The Fund for Homeless Women
Ms. La Verne Leyva	4/11/2019	100	Joan Ann Nattress - Movement, Exercise, Longevity Fund
Dr. & Mrs. Conrad F. and Sarah L. Newberry	4/12/2019	20	The Fund for Homeless Women
Mr. & Mrs. Anthony J. and Rohana Loschiavo	4/12/2019	30	The Fund for Homeless Women
Mr. & Mrs. Theodore H. and Dana Calhoon	4/12/2019	50	The Fund for Homeless Women
Mr. John Day	4/12/2019	10	The Fund for Homeless Women
Mr. Robert F. Martin	4/12/2019	250	The Fund for Homeless Women
Mrs. Kathleen Franke	4/12/2019	200	The Fund for Homeless Women
Ms. Julie Campbell	4/12/2019	100	The Fund for Homeless Women
Anonymous	4/12/2019	100	The Fund for Homeless Women
Ms. Susan D. Rautine	4/12/2019	50	The Fund for Homeless Women
Dr. James R. Valentine	4/14/2019	400	The Fund for Homeless Women
Chicago Title Company	4/15/2019	4,500	1984 Fund
Mr. & Mrs. Cyril and Jeanne Yansouni	4/15/2019	200	The Fund for Homeless Women
Mr. & Mrs. Earl Wayne and Linda Cruzan	4/15/2019	85	Monterey Public Library Fund
Mr. & Mrs. Peter and Anne Thorp	4/15/2019	1,489	Peter and Anne Thorp Fund
Ms. Eby Wold	4/15/2019	31,247	Wold Family Foundation
Ms. Erica Padilla-Chavez	4/16/2019	63	Siembra Latinos Fund
Mr. Dennis Orsag	4/17/2019	400	The Fund for Homeless Women
Mr. Karl Pallastrini	4/17/2019	1,800	Kristopher Pallastrini Fund
Mr. & Mrs. Allan and Anne Washburn	4/18/2019	1,000	The Fund for Homeless Women

COMMUNITY FOUNDATION FOR MONTEREY COUNTY
GIFTS - April 2019

Donor	Date	Amount	Fund
Mr. & Mrs. Gary Stevens and Emma Taylor	4/18/2019	100	The Fund for Homeless Women
Amegy Bank	4/19/2019	100	Cambrel B. Marshall Fund
Miller's Self Storage, Inc	4/19/2019	3,734	James I. and Barbara S. Miller Charitable Fund
Monterey Peninsula Church of Religious Science	4/19/2019	334	The Fund for Homeless Women
Mr. & Mrs. Alan W. and Marilyn McMasters	4/19/2019	100	The Fund for Homeless Women
Mr. & Mrs. John and Annette Romans	4/19/2019	300,000	John and Annette Romans Family Fund
Point Lobos Foundation	4/19/2019	22,626	Park It! Stewardship Fund
University of California, Davis	4/19/2019	1,666	The Morse Foundation Scholarship Fund
Mrs. Carol Kolb	4/21/2019	100	The Fund for Homeless Women
Admiral Henry H., Jr. and Mrs. Peggy Mauz	4/22/2019	1,000	R. J. Harper Memorial Scholarship Fund
Dr. Darnell M. Whitt	4/22/2019	100	The Fund for Homeless Women
Mr. & Mrs. William M. and Anita Kaplan	4/22/2019	100	The Fund for Homeless Women
Mr. Phillip Silverstein	4/22/2019	1,000	Drezner Family Scholarship Fund
Ms. Marjorie A. Keating	4/22/2019	300	The Fund for Homeless Women
Ms. Melissa Pickford	4/22/2019	100	The Fund for Homeless Women
Ms. Sharon Miller and Mr. H. Bruce McClane	4/22/2019	25	Joan Ann Nattress - Movement, Exercise, Longevity Fund
Ms. Susan Hanger	4/22/2019	100	The Fund for Homeless Women
Schwab Charitable- Marian Penn and Bill Soskin	4/22/2019	200	The Fund for Homeless Women
Silicon Valley Community Foundation	4/22/2019	5,000	R. J. Harper Memorial Scholarship Fund
Mr. & Mrs. Denis and Anne Cardone	4/23/2019	200	The Fund for Homeless Women
Mr. & Mrs. William and Nancy Doolittle	4/23/2019	1,000	The Fund for Homeless Women
Mr. Steven Regwan	4/23/2019	200	The Fund for Homeless Women
Dr. Gerald D. Griffin	4/24/2019	100	Operating Fund
Mr. & Mrs. Kenneth and Daria Shachmut	4/24/2019	150	Operating Fund
Mr. & Mrs. Manuel and Susan Osorio	4/24/2019	83	Northern Monterey County Foundation
Ms. Joanne Irmes	4/24/2019	100	The Fund for Homeless Women
Joyce Hardy and Gloria Mikuls	4/25/2019	100	Women's Fund Endowment
Legal Services for Seniors	4/25/2019	14,535	Legal Services for Seniors Stewardship Fund

COMMUNITY FOUNDATION FOR MONTEREY COUNTY
GIFTS - April 2019

Donor	Date	Amount	Fund
Mr. & Mrs. Robert and Norma Klevan	4/25/2019	200	The Fund for Homeless Women
The California Wellness Foundation	4/25/2019	25,000	Operating Fund
Mr. & Mrs. Peter C. and Linda Frederiksen	4/26/2019	100	The Fund for Homeless Women
Mr. & Mrs. Peter J. and Sharon B. Armbrust	4/26/2019	200	The Fund for Homeless Women
Anonymous	4/26/2019	150	Women's Fund Endowment
Ms. Sheila Benson	4/26/2019	100	The Fund for Homeless Women
Sirie Thongchua	4/26/2019	100	The Fund for Homeless Women
Walker & Reed, LLP	4/26/2019	200	The Fund for Homeless Women
Ms. Vicky Duke	4/27/2019	100	The Fund for Homeless Women
Estate of Mrs. Robert Stanton	4/29/2019	5,274	General Endowment Fund
Fidelity Charitable - Perocchi	4/29/2019	5,000	R. J. Harper Memorial Scholarship Fund
Mr. Brad Zielinski	4/29/2019	200	The Fund for Homeless Women
Mr. David Wilsey	4/29/2019	100	The Fund for Homeless Women
Mr. Johnny Apodaca and Mrs. Janelle Gistelli	4/29/2019	50	The Fund for Homeless Women
Mr. William Wolpert	4/29/2019	100	The Fund for Homeless Women
Bank of America Charitable Foundation	4/30/2019	<u>2,500</u>	Pass Thru Fund
	Total	804,888	

COMMUNITY FOUNDATION FOR MONTEREY COUNTY
GIFTS - April 2019

Donor	Date	Amount	Fund
Interfund Gifts			
Community Foundation for Monterey County	4/12/2019	1,000	All Saints' Day School Endowment Fund
Community Foundation for Monterey County	4/12/2019	1,000	Girls' Health in Girls' Hands Scholarship Fund
Community Foundation for Monterey County	4/12/2019	500	The Morse Foundation Scholarship Fund
Community Foundation for Monterey County	4/12/2019	2,000	Northern Monterey County Foundation
Community Foundation for Monterey County	4/12/2019	1,189	Operating Fund
Community Foundation for Monterey County	4/12/2019	3,500	Operating Fund
Community Foundation for Monterey County	4/26/2019	3,000	College Futures Monterey County Fund
Community Foundation for Monterey County	4/26/2019	69,848	Rudolph E. Futer Restricted Purpose Fund
Community Foundation for Monterey County	4/26/2019	1,000	Siembra Latinos Fund
	Total	83,037	
	Total Gifts	887,925	

COMMUNITY FOUNDATION FOR MONTEREY COUNTY
GRANTS - April 2019

Grantee	Program Name	Granted	Date	Fund
CARE U.S.A. - San Francisco Region	unrestricted support	17,212	4/26/2019	Rudolph E. Futer Restricted Purpose Fund
Child Family Health International	unrestricted support	17,212	4/26/2019	Rudolph E. Futer Restricted Purpose Fund
Lifewater International	unrestricted support	17,212	4/26/2019	Rudolph E. Futer Restricted Purpose Fund
Humane Society of the United States	unrestricted support	17,212	4/26/2019	Rudolph E. Futer Restricted Purpose Fund
Ecology Action of Santa Cruz	Bike and pedestrian safety classes at 'My Town' exhibit	5,000	4/12/2019	General Endowment - Opportunity Fund
United Way Monterey County	Leadership for Community Transformation	10,000	4/12/2019	General Endowment Fund
Harmony at Home	2019 Management Team Coaching Support	5,000	4/12/2019	General Endowment - Opportunity Fund
Monterey Bay Fisheries Trust	Fund development coaching	5,000	4/12/2019	General Endowment - Opportunity Fund
Point Lobos Foundation	Facilitated board retreat	4,000	4/12/2019	General Endowment - Opportunity Fund
ARIEL Theatrical, Inc.	general operating support	3,000	4/12/2019	Ausonio Family Fund
Central Coast VNA and Hospice	general operating support	2,000	4/12/2019	Ausonio Family Fund
CSUMB Panetta Institute for Public Policy	general operating support	1,000	4/12/2019	Ausonio Family Fund
Kinship Center	general operating support	1,000	4/12/2019	Ausonio Family Fund
Carmelite Monastery	general operating support	1,000	4/12/2019	Ausonio Family Fund
Salinas Community YMCA	general operating support	2,000	4/12/2019	Ausonio Family Fund
Valley Guild	general operating support	1,000	4/12/2019	Ausonio Family Fund
Our Lady of Refuge Church	the Building Fund	10,000	4/12/2019	Ausonio Family Fund
Legal Services for Seniors	general operating support	1,000	4/12/2019	Ausonio Family Fund
CASA of Monterey County	general operating support	2,000	4/12/2019	Ausonio Family Fund
United Way Monterey County	general operating support	10,000	4/12/2019	Ausonio Family Fund
Alliance on Aging	general operating support	1,000	4/12/2019	Ausonio Family Fund
Meals on Wheels of the Salinas Valley, Inc.	general operating support	2,000	4/12/2019	Ausonio Family Fund
Silicon Valley Monterey Bay Council, Boy Scouts	general operating support	2,000	4/12/2019	Ausonio Family Fund
San Carlos Cathedral	general operating support	2,000	4/12/2019	Ausonio Family Fund
Catholic Charities Of The Diocese Of Monterey	general operating support	2,000	4/12/2019	Ausonio Family Fund
Foundation for Monterey County Free Libraries	general operating support	2,000	4/12/2019	Ausonio Family Fund
Friends of the Andy Ausonio Library	general operating support	3,000	4/12/2019	Ausonio Family Fund
Palma School Foundation	general operating support	3,000	4/12/2019	Ausonio Family Fund
Gathering for Women-Monterey	general operating support	2,000	4/12/2019	Ausonio Family Fund
Preservation of Mission San Antonio de Padua	general operating support	500	4/12/2019	Ausonio Family Fund
Saint Mary's College of California	general operating support	2,000	4/12/2019	Ausonio Family Fund
Tatum's Garden Foundation	general operating support	1,000	4/12/2019	Ausonio Family Fund
Elkhorn Slough Foundation	general operating support	1,000	4/12/2019	Ausonio Family Fund

COMMUNITY FOUNDATION FOR MONTEREY COUNTY
GRANTS - April 2019

Grantee	Program Name	Granted	Date	Fund
El Sistema USA / Salinas	general operating support	1,000	4/12/2019	Ausonio Family Fund
Big Sur Land Trust	trail maintenance and tree planting	1,000	4/12/2019	Ausonio Family Fund
Monterey County Agricultural Education, Inc.	general operating support	500	4/12/2019	Ausonio Family Fund
Central Coast VNA and Hospice	general operating support	500	4/12/2019	Ausonio Family Fund
Girls Inc. of the Central Coast	general operating support	500	4/12/2019	Ausonio Family Fund
American Heart Association	Go Red for Women	500	4/12/2019	Ausonio Family Fund
SNIP - Spay Neuter Imperative Project	to help bring the program to Prunedale	500	4/12/2019	Ausonio Family Fund
Chamber Music Monterey Bay	preserve the tradition of the classical chamber music	10,000	4/12/2019	The Peter and Jackie Henning Fund
Friends of the Pacific Grove Library	general operating support	1,000	4/12/2019	Anthony and Lary Lynn Muller Fund
That Man May See -- Koret Vision Institute	general operating support	1,000	4/12/2019	Anthony and Lary Lynn Muller Fund
KAZU-FM Radio 90.3	a matching donation	1,000	4/12/2019	Anthony and Lary Lynn Muller Fund
University of Illinois Foundation	the Department of Accountancy	500	4/12/2019	Anthony and Lary Lynn Muller Fund
California Highway Patrol 11-99 Foundation	general operating support	500	4/12/2019	Anthony and Lary Lynn Muller Fund
Peace of Mind Dog Rescue	general operating support	16,037	4/12/2019	Pass Thru Fund
San Carlos Cathedral	general operating support	500	4/12/2019	Pass Thru Fund
Diocese of Monterey	general operating support and should be marked from San	500	4/12/2019	Pass Thru Fund
CUPHSONAA, Inc.	general operating support	500	4/12/2019	Pass Thru Fund
Adrian College	the endowment	1,000	4/12/2019	Pass Thru Fund
Gathering for Women-Monterey	general operating support	1,000	4/12/2019	Pass Thru Fund
Big Sur Land Trust	the endowment	500	4/12/2019	Pass Thru Fund
Montage Health Foundation	the Women's Forum for Health	1,000	4/12/2019	Pass Thru Fund
Stevenson School	Coach and Beth Young Athletic Fields	1,000	4/12/2019	Pass Thru Fund
Friends of the Monterey Public Library	the History Room & Archives Fund	500	4/12/2019	Steven D. Kesselring and Jean M. Forrest Fund
Museum Foundation of Pacific Grove, Inc.	the Adopt-A-Bird program and general operating support	2,500	4/12/2019	The Landreth Family Fund
Animal Relief Fund - Monterey	the Casablanca Event	1,000	4/12/2019	Valera Whitford Lyles Fund
York School	the Harmon/Miles Scholarship Fund	5,000	4/12/2019	Lehman Family Fund
Monterey County Youth Museum	the Wheelie Mobile and Fire Exhibit	500	4/12/2019	Monterey Firemen's Charitable Association Fund
Arts Council for Monterey County	LEAP grants	5,000	4/12/2019	Vallentin Fund
Old Monterey Foundation	the Marcia DeVoe Lecture Series	10,000	4/12/2019	Marcia F. DeVoe Fund
Catholic Charities Of The Diocese Of Monterey	the Richard Garcia Endowment Fund	1,000	4/12/2019	Tim and Cindy Minor Charitable Giving Fund
St. Columba by-the-Lake	general operating support	2,000	4/12/2019	Mary and Peter Hobley Memorial Fund
BigTown Projects, Inc.	general operating support for art and art education	500	4/12/2019	Mary and Peter Hobley Memorial Fund
American Aviation Historical Society	general operating support	200	4/12/2019	Fuhs Family Foundation Fund

COMMUNITY FOUNDATION FOR MONTEREY COUNTY
GRANTS - April 2019

Grantee	Program Name	Granted	Date	Fund
Lopez Community Land Trust	general operating support	500	4/12/2019	Ramsey Shirk Fund
Hope, Horses and Kids	general operating support	500	4/12/2019	Nonella Family Fund
Mount Saint Joseph Academy	two scholarships (\$2,500 each)	5,000	4/12/2019	Buccafurni-Lawrence Fund
King's College	two scholarships (\$2,500 each)	5,000	4/12/2019	Buccafurni-Lawrence Fund
Ms. Tanya Krause	Tanya Krause	575	4/19/2019	Dr. William D. Barr Scholarship Fund for Excellence
Monterey Condors Club	New goal posts	2,800	4/26/2019	General Endowment - Opportunity Fund
S.T.A.R. Foundation of Monterey County	distribution request	75,000	4/26/2019	S.T.A.R. Foundation Stewardship Fund
Methodist Foundation of Pacific Grove	distribution request	40,000	4/26/2019	Methodist Fndn of Pacific Grove Stewardship Fund
Community Partners FOR The Dinner Party	general operating support	20,000	4/26/2019	Jose F. Fernandez Fund
Mee Memorial Hospital	the Al & Donna Oliveira Greenfield Clinic	5,000	4/26/2019	Kim and Steve McIntyre Fund
Mee Memorial Hospital	the Al & Donna Oliveira Greenfield Clinic	5,000	4/26/2019	Monterey Pacific Company Fund
Living Breath Foundation	general operating support	1,000	4/26/2019	Monterey Firemen's Charitable Association Fund
Salinas High School	the Culinary Program taught by Lisa Meyers	1,936	4/26/2019	Don Nucci Fund for the Salinas Valley
The Artists Theatre Repertory Ensemble	light and sound equipment	1,500	4/26/2019	The Fred Terman and Nan Borreson Fund
Stevenson School	the Jeff and Beth Young Athletic Fields	5,000	4/26/2019	Global Student Leadership Fund
Boys & Girls Clubs of Monterey County	Comics for Kids	12,231	4/26/2019	Rick and Tonya Antle Fund
Gathering for Women-Monterey	general operating support	500	4/26/2019	Pass Thru Fund
Animal Welfare Assistance Group	distribution of only gift received	100	4/26/2019	Animal Welfare Assistance Group Fund
Carmel Bach Festival	a musician sponsorship for the 82nd Season	5,500	4/26/2019	The Peter and Jackie Henning Fund
El Sistema USA / Salinas	general operating support	10,000	4/26/2019	The Peter and Jackie Henning Fund
Imperial Valley Community Foundation	to establish the Mark Riley Memorial Scholarship Fund	11,000	4/26/2019	William H. and Susanne S. Tyler Pathway Fund
Youth Music Monterey	for need-based scholarships only	5,000	4/26/2019	Cappy Martin/Vernon Hurd Monterey Rotary Club Fund
Community Partnership for Youth	to purchase a van	15,000	4/26/2019	Cappy Martin/Vernon Hurd Monterey Rotary Club Fund
SpectorDance	the Monterey Ocean Arts Festival	2,000	4/26/2019	Cappy Martin/Vernon Hurd Monterey Rotary Club Fund
SPCA of Monterey County	spay and neuter services	100,000	4/26/2019	Phyllis Geer Krystal Fund
SPCA of Monterey County	the Wildlife Program	500	4/26/2019	Jeanne Smith-Holmquist Fund
Camerata Singers	general operating support	500	4/26/2019	Jeanne Smith-Holmquist Fund
First Presbyterian Church of Monterey	the music program	500	4/22/2019	Jeanne Smith-Holmquist Fund
Community Partnership for Youth	general operating support	456	4/26/2019	Jeanne Smith-Holmquist Fund
Wings for Val Foundation	general operating support	1,000	4/26/2019	Tom Grainger Memorial Fund
Point Foundation	general operating support	1,000	4/26/2019	Donald McEnry Davis Charitable Fund
Total Grants		558,183		

COMMUNITY FOUNDATION FOR MONTEREY COUNTY
GRANTS - April 2019

Grantee	Program Name	Granted	Date	Fund
Interfund Grants				
Community Foundation for Monterey County	FERN to CFMCF	3,000	4/26/2019	Jose F. Fernandez Fund
Community Foundation for Monterey County	TGFF to SIEM2	1,000	4/26/2019	Trinidad and Lupe Gomez Family Fund
Community Foundation for Monterey County	FUTR2 to FUTR	69,848	4/26/2019	Rudy E. Futer Fund for Human & Humane Needs
Community Foundation for Monterey County	AUSO to OPER	3,500	4/12/2019	Ausonio Family Fund
Community Foundation for Monterey County	AUSO to NOCO	2,000	4/12/2019	Ausonio Family Fund
Community Foundation for Monterey County	PASS to GHGH	1,000	4/12/2019	Pass Thru Fund
Community Foundation for Monterey County	PASS to MORSE	500	4/12/2019	Pass Thru Fund
Community Foundation for Monterey County	PASS to ALLS3	1,000	4/12/2019	Pass Thru Fund
Community Foundation for Monterey County	PASS to OPER	1,189	4/12/2019	Pass Thru Fund
Total Interfund Grants		83,037		
Total Grants		641,220		