



*Here for Good*

**Community Foundation**  
for Monterey County

**FINANCIAL STATEMENT**

**For the One Month Ended January 31, 2018**

**COMMUNITY FOUNDATION FOR MONTEREY COUNTY**  
**FINANCIAL REPORTS**  
**For the One Month Ended January 31, 2018**

**TABLE OF CONTENTS**

<b>Section I – Financial Reports</b>	Page(s)
Notes to Financial Statements	1 - 2
Statement of Financial Position	3 - 4
Statement of Activities	5 - 6
<b>Section II – Combined Operating Fund</b>	
Comparisons of Actual to Budget - Operating Fund	7
Operating Cash on Hand	8
<b>Section III – Fund Reports</b>	
Investment Holdings - Long Term Fund Portfolio	9
Investment Performance Report - Long Term Fund Portfolio	10 - 12
Investment Holdings - Medium Term Fund Portfolio	13
Investment Performance Report - Medium Term Fund Portfolio	14
Investment Holdings - ESG Fund Portfolio	15
Investment Performance Report - ESG Fund Portfolio	16
Grants Payable	17 - 20
Gifts Received – Current Month	21 - 24
Grants Approved – Current Month	25

**COMMUNITY FOUNDATION FOR MONTEREY COUNTY**  
**NOTES TO THE FINANCIAL STATEMENTS**  
**For the One Month Ended January 31, 2018**

**Assets**

Total Assets through 1/31/2018 are **\$273,549,955** a **28.71** increase since January 2017, and a **2.29%** increase since December 2017. **(p. 3)**

**Charitable Remainder Trusts (CRT) and Charitable Gift Annuities (CGA)**

The CRT and CGA funds have been adjusted to reflect the activity and balances per Kaspick & Company and the third-party account balances as of December 31, 2017. **(p. 3)**

**Realized and Unrealized Gains and Losses on Investments**

Net year-to-date realized gains were \$216, and unrealized gains were \$6,298,104, for a total gain of \$6,298,320. **(p. 6)**

**Operating Fund**

Total revenue was \$2,012 more than the budget, and total expenses were \$211 more than the budget, the unrealized gains were \$7,542 on the operating reserve held in the Medium-Term Fund portfolio. The actual net operating deficit is \$208,765 compared to a budgeted deficit of \$218,108. **(p. 7)**

Note: The Expendable Operating Cash-on-Hand is at 4.4 months, excluding the operating reserve of \$500,000 and the building reserve of \$150,000. **(p. 8)**

**Portfolio Performance**

The market value of the Long-Term Fund portfolio at 1/31/2018 was \$196,355,562. The one-month Total Return for the Long-Term Endowment Portfolio through January 31, 2018 was 3.3% compared to the Policy Index of 2.8%. **(p. 9-12)**

The market value of the Medium-Term Fund portfolio at 1/31/2018 was \$4,881,217. The one-month Total Return for the Medium-Term Portfolio through January 31, 2018 was 1.4% compared to the Policy Index of 1.3%. **(p. 13-14)**

The market value of the ESG Fund portfolio at 1/31/2018 was \$1,159,729. The one-month Total Return for the ESG Fund Portfolio through January 31, 2018 was 2.5% compared to the Policy Index of 2.6%. **(p. 15-16)**

**Special Program Funds**

Special Program Funds include: Pathways to Safety, funded by the ACTION Council of Monterey County; Girl's Health in Girl's Hands, funded by the Claire Giannini Fund, the Peggy and Jack Baskin Foundation, the David and Lucile Packard Foundation and the Monterey Peninsula Foundation; and the Center for Nonprofit Excellence funded by the David and Lucile Packard Foundation; and the College Futures Foundation program, funded by the College Futures Foundation.

Total Special Program revenue was \$8,021 and total expenses were \$43,611. **(p. 5-6)**

**COMMUNITY FOUNDATION FOR MONTEREY COUNTY**  
**NOTES TO THE FINANCIAL STATEMENTS**  
**For the One Month Ended January 31, 2018**

**Gifts, Pledges, Bequests, Future Funds Greater than \$25,000, and Grants (p. 21-24)**

Total new contributions for the month were \$831,067, including:

Mr. & Mrs. William and Nancy Doolittle	1/3/2018	25,600	Doolittle Fund
Mr. & Mrs. William and Nancy Doolittle	1/8/2018	267,909	Doolittle Fund
Methodist Foundation of Pacific Grove	1/10/2018	95,000	Methodist Foundation of Pacific Grove Stewardship Fund
Mr. & Mrs. Rick and Tonya Antle	1/17/2018	250,000	Rick and Tonya Antle Fund
Friends of the Pacific Grove Library	1/17/2018	45,535	Pacific Grove Public Library Fund for the Future
Mr. & Mrs. Peter and Anne Thorp	1/18/2018	37,044	Peter and Anne Thorp Fund
Mrs. Jackie Wendland	1/25/2018	29,805	The Jackie and Mark Wendland Fund

Grants to agencies for the month totaling \$147,815 were approved and recorded. A complete list of the grants by grantee is included.  
**(p. 25)**

Interfund activity for the month totaled \$30,000. **(p. 24 & 25)**

**COMMUNITY FOUNDATION FOR MONTEREY COUNTY**  
**STATEMENT OF FINANCIAL POSITION**  
**CONSOLIDATED - ALL FUNDS**  
For the One Month Ended January 31, 2018 and January 31, 2017

	<b><u>COMBINED OPERATING</u></b>	<b><u>SPECIAL PROGRAMS</u></b>	<b><u>ENDOWMENT</u></b>	<b><u>NON ENDOWED</u></b>	<b><u>BEQUEST, CRT RECEIVABLES</u></b>	<b><u>TOTAL January 31, 2018</u></b>	<b><u>TOTAL January 31, 2017</u></b>
<b>ASSETS</b>							
<b>Cash:</b>							
Cash & Cash Equivalents	1,659,733	220,653	78,188	8,857,504	0	10,816,079	10,900,263
Investments - Long Term Fund Portfolio	0	0	144,363,014	51,992,548	0	196,355,562	165,174,993
Investments - Medium Term Fund Portfolio	566,248	0	0	4,314,970	0	4,881,217	1,558,918
Investments - ESG Fund Portfolio	0	0	882,197	277,533	0	1,159,729	889,739
Separately Invested Funds	0	0	0	0	0	0	19,574
<b>Total Cash &amp; Investments</b>	<b>2,225,981</b>	<b>220,653</b>	<b>145,323,398</b>	<b>65,442,555</b>	<b>0</b>	<b>213,212,587</b>	<b>178,543,486</b>
<b>Accounts Receivable:</b>							
Pledges & Contributions Receivable	0	0	4,000	21,750	544,000	569,750	1,358,890
Note Receivable	0	0	0	0	0	0	0
Bequests & Remainder Interest	0	0	0	0	21,264,615	21,264,615	264,615
Due from OPER	0	0	1,304,342	0	0	1,304,342	1,355,658
Investment in an LLC	0	0	0	0	0	0	1,570,000
Charitable Remainder Trusts	0	0	0	0	31,781,314	31,781,314	27,345,281
Charitable Gift Annuities	0	0	0	0	3,694,009	3,694,009	390,465
<b>Total Accounts Receivable</b>	<b>0</b>	<b>0</b>	<b>1,308,342</b>	<b>21,750</b>	<b>57,283,938</b>	<b>58,614,029</b>	<b>32,284,909</b>
<b>Other Assets:</b>							
Prepaid Expenses	8,679	0	0	0	0	8,679	5,048
Property-Net of Depreciation	1,714,660	0	0	0	0	1,714,660	1,695,977
<b>Total Other Assets</b>	<b>1,723,339</b>	<b>0</b>	<b>0</b>	<b>0</b>	<b>0</b>	<b>1,723,339</b>	<b>1,701,025</b>
<b>TOTAL ASSETS</b>	<b>3,949,320</b>	<b>220,653</b>	<b>146,631,740</b>	<b>65,464,305</b>	<b>57,283,938</b>	<b>273,549,955</b>	<b>212,529,420</b>

**COMMUNITY FOUNDATION FOR MONTEREY COUNTY**  
**STATEMENT OF FINANCIAL POSITION**  
**CONSOLIDATED - ALL FUNDS**  
For the One Month Ended January 31, 2018 and January 31, 2017

	<u>COMBINED OPERATING</u>	<u>SPECIAL PROGRAMS</u>	<u>ENDOWMENT</u>	<u>NON ENDOWED</u>	<u>BEQUEST, CRT RECEIVABLES</u>	<u>TOTAL January 31, 2018</u>	<u>TOTAL January 31, 2017</u>
<b>LIABILITIES &amp; NET ASSETS</b>							
<b>Liabilities:</b>							
Grants Payable	0	108,000	83,058	360,871	0	551,929	1,141,078
Contingent Liabilities	0	0	0	0	22,541,863	22,541,863	18,154,949
Funds held as Agency Endowments	0	0	5,927,483	0	0	5,927,483	4,119,756
Funds held as Stewardship Funds	0	0	0	22,394,260	0	22,394,260	16,483,330
Payroll, Misc. and Accts Payable	1,427,397	252	0	3,333	0	1,430,982	1,452,795
<b>Total Liabilities</b>	<b>1,427,397</b>	<b>108,252</b>	<b>6,010,541</b>	<b>22,758,464</b>	<b>22,541,863</b>	<b>52,846,517</b>	<b>41,351,908</b>
<b>Net Assets:</b>							
Net Assets-Beginning Balance	2,730,689	147,991	135,783,913	40,125,566	34,742,075	213,530,234	167,128,328
Change in Net Assets - Current Year	(208,766)	(35,590)	4,837,286	2,580,275	0	7,173,204	4,049,185
<b>Total Net Assets</b>	<b>2,521,923</b>	<b>112,401</b>	<b>140,621,200</b>	<b>42,705,841</b>	<b>34,742,075</b>	<b>220,703,438</b>	<b>171,177,513</b>
<b>TOTAL LIABILITIES &amp; NET ASSETS</b>	<b>3,949,320</b>	<b>220,653</b>	<b>146,631,740</b>	<b>65,464,305</b>	<b>57,283,938</b>	<b>273,549,955</b>	<b>212,529,421</b>

**COMMUNITY FOUNDATION FOR MONTEREY COUNTY**  
**STATEMENT OF ACTIVITIES**  
**CONSOLIDATED - ALL FUNDS**  
For the One Month Ended January 31, 2018 and January 31, 2017

	<b><u>COMBINED OPERATING</u></b>	<b><u>SPECIAL PROGRAMS</u></b>	<b><u>ENDOWMENT</u></b>	<b><u>NON ENDOWED</u></b>	<b><u>BEQUEST, CRT RECEIVABLES</u></b>	<b><u>TOTAL January 31, 2018</u></b>	<b><u>TOTAL January 31, 2017</u></b>
<b>SUPPORT AND REVENUE:</b>							
Contributions	3,700	8,000	24,223	791,144	0	827,067	1,350,826
Interfund Gifts	0	0	0	30,000	0	30,000	7,889
Pledge Payments Received	0	0	0	0	0	0	0
Future Contributions-A/R-Pledge-CRT-CGA	0	0	0	0	0	0	0
Contributions Received via Bequest	0	0	0	0	0	0	0
Change in Value, Split Interest Trusts, Future Assets	0	0	0	0	0	0	0
Gain/Loss on Sale of Property	0	0	0	0	0	0	0
Income from Related Party (LLC)	0	0	0	0	0	0	0
Interest & Dividend Income	1,242	21	96,382	37,779	0	135,424	124,930
Administrative Fees	1,188	0	0	0	0	1,188	0
Fees from Special Projects	1,292	0	0	0	0	1,292	1,500
Workshop and Contract Service Income	20	0	0	0	0	20	5,898
Misc Income/Returned Grants	15,013	0	0	76,473	0	91,486	500
<b>Total Support and Revenue</b>	<b>22,454</b>	<b>8,021</b>	<b>120,605</b>	<b>935,397</b>	<b>0</b>	<b>1,086,476</b>	<b>1,491,544</b>
<b>EXPENSES:</b>							
<b>Operating Expenses and Distributions:</b>							
Salaries & Benefits	156,918	0	0	0	0	156,918	201,377
Administrative Costs	57,626	8,318	0	16,784	0	82,728	56,546
Occupancy Costs	14,676	0	0	0	0	14,676	12,115
Development Expenses	9,381	1,294	0	0	0	10,675	11,449
Board & Committee Expenses	161	0	0	0	0	161	3
<b>Total Operating Expenses</b>	<b>238,762</b>	<b>9,611</b>	<b>0</b>	<b>16,784</b>	<b>0</b>	<b>265,157</b>	<b>281,490</b>

**COMMUNITY FOUNDATION FOR MONTEREY COUNTY**  
**STATEMENT OF ACTIVITIES**  
**CONSOLIDATED - ALL FUNDS**  
For the One Month Ended January 31, 2018 and January 31, 2017

	<u>COMBINED OPERATING</u>	<u>SPECIAL PROGRAMS</u>	<u>ENDOWMENT</u>	<u>NON ENDOWED</u>	<u>BEQUEST, CRT RECEIVABLES</u>	<u>TOTAL January 31, 2018</u>	<u>TOTAL January 31, 2017</u>
<b>Grants and Grant Related Expenses:</b>							
Grants	0	34,000	0	51,815	0	85,815	183,021
Interfund Grants	0	0	(157,270)	(24,730)	0	(182,000)	7,889
Pledge Payments Paid	0	0	0	0	0	0	0
Bequests Payments/Transfers	0	0	0	0	0	0	0
Other Expenses	0	0	1,387	3,333	0	4,720	6,541
Other Payments/Transfers	0	0	1,952	(1,952)	0	0	0
Grant Related Expenses	0	0	0	0	0	0	0
Administrative Fees	0	0	0	1,188	0	1,188	0
Fees to Managers	0	0	27,030	9,683	0	36,713	36,471
<b>Total Grants and Grant Related Expenses</b>	<b>0</b>	<b>34,000</b>	<b>(126,901)</b>	<b>39,337</b>	<b>0</b>	<b>(53,565)</b>	<b>233,922</b>
 <b>Total Expenses and Grants</b>	 <b>238,762</b>	 <b>43,611</b>	 <b>(126,901)</b>	 <b>56,121</b>	 <b>0</b>	 <b>211,592</b>	 <b>515,413</b>
 <b>Excess of Revenues (Expenses)</b>							
Before Gains on Investments & Transfers	(216,308)	(35,590)	247,506	879,276	0	874,884	976,131
 <b>GAINS(LOSS) ON INVESTMENTS:</b>							
Realized-Gain (Loss)	0	0	(17)	233	0	216	(146)
Unrealized-Gain(Loss)	7,542	0	4,589,797	1,700,766	0	6,298,104	3,073,200
<b>Total Gain/(Loss) on Investments</b>	<b>7,542</b>	<b>0</b>	<b>4,589,780</b>	<b>1,700,999</b>	<b>0</b>	<b>6,298,320</b>	<b>3,073,054</b>
 <b>Change in Net Assets</b>	 <b>(208,766)</b>	 <b>(35,590)</b>	 <b>4,837,286</b>	 <b>2,580,275</b>	 <b>0</b>	 <b>7,173,204</b>	 <b>4,049,185</b>
 <b>Net Assets Beginning of Year</b>	 <b>2,730,689</b>	 <b>147,991</b>	 <b>135,783,913</b>	 <b>40,125,566</b>	 <b>34,742,075</b>	 <b>213,530,234</b>	 <b>167,128,328</b>
<b>Net Assets, End of Period</b>	<b>2,521,923</b>	<b>112,401</b>	<b>140,621,200</b>	<b>42,705,841</b>	<b>34,742,075</b>	<b>220,703,438</b>	<b>171,177,513</b>



**COMMUNITY FOUNDATION FOR MONTEREY COUNTY**  
**Combined Operating Fund Budget vs. Actual**

For the One Month Ended January 31, 2018 and January 31, 2017

	Year-To-Date			YTD Actual 1/31/2017
	Actual	Budget	Variance	
<b>REVENUE</b>				
Contributions - Foundations	2,500	0	2,500	0
Contributions - Indiv/Corp	1,200	3,400	(2,200)	0
Contributions - Interfund	0	0	0	0
Bequests Received	0	0	0	0
Admin Fees	1,188	1,292	(105)	1,500
Special Project Fees	1,292	0	1,292	5,898
Workshops/Contracts	20	0	20	0
Miscellaneous Income	15,013	14,750	263	500
Interest and Dividends	1,242	1,000	242	1,219
<b>Total Revenue</b>	<b>22,454</b>	<b>20,442</b>	<b>2,012</b>	<b>9,116</b>
<b>EXPENSE</b>				
<b>Personnel</b>				
Salaries and Wages	118,851	123,051	(4,200)	158,376
Payroll Taxes	11,072	9,321	1,751	16,905
Insurance and Other Benefits	26,994	30,309	(3,315)	26,096
<b>Sub-total</b>	<b>156,918</b>	<b>162,681</b>	<b>(5,763)</b>	<b>201,377</b>
<b>Administrative</b>				
Supplies	5,098	5,000	98	2,929
Equip / Computer Maintenance	7,716	5,287	2,429	4,578
Bank Charges	1,727	1,750	(23)	1,128
Printing	0	0	0	0
Postage / Freight	3,587	1,000	2,587	1,082
Dues/Subscriptions	14,004	14,301	(297)	9,851
Services (legal, acct, consult)	13,416	9,378	4,038	4,318
D&O Insurance	2,737	4,500	(1,763)	4,358
Telecommunications	1,417	1,525	(108)	1,698
Conferences & Training	1,000	0	1,000	4,145
Miscellaneous	60	60	0	0
Depreciation	6,864	6,864	0	7,484
<b>Sub-total</b>	<b>57,626</b>	<b>49,665</b>	<b>7,961</b>	<b>41,571</b>
<b>Facilities</b>				
Property / Liability Insurance	36	50	(14)	0
Maintenance / Repairs	1,913	917	996	(980)
Janitorial & Landscaping	1,445	1,625	(180)	1,508
Rent	3,856	4,219	(363)	3,856
Mortgage, Interest & Property Taxes	4,363	4,363	0	4,533
Utilities	3,063	2,708	355	3,199
<b>Sub-total</b>	<b>14,676</b>	<b>13,882</b>	<b>794</b>	<b>12,115</b>
<b>Development, Program &amp; Staff</b>				
Donor Development	3,744	2,446	1,298	4,959
Advertising & Promotion	3,897	5,020	(1,123)	2,730
Mileage, Meals & Meetings	1,156	977	179	450
Workshops	0	2,250	(2,250)	710
Annual Meetings	0	0	0	0
Annual Report	0	0	0	0
Staff Recognition Expenses	585	1,529	(944)	533
Board & Committee Expenses	160	100	60	3
<b>Sub-total</b>	<b>9,541</b>	<b>12,322</b>	<b>(2,781)</b>	<b>9,384</b>
<b>Total Expenses</b>	<b>238,761</b>	<b>238,550</b>	<b>211</b>	<b>264,448</b>
<b>Net Income / (Loss) Before Investment Returns</b>	<b>(216,307)</b>	<b>(218,108)</b>	<b>1,801</b>	<b>(255,332)</b>
Realized Gains/(Losses)	0	0	0	0
Unrealized Gains/(Losses)	7,542	0	7,542	5,751
<b>Net Income / (Loss) Including Investment Returns</b>	<b>(208,765)</b>	<b>(218,108)</b>	<b>9,343</b>	<b>(249,581)</b>

**COMMUNITY FOUNDATION FOR MONTEREY COUNTY**  
**Operating Cash on Hand and Reserves - January 2018**  
**With Projections through April 2018**

**Operating Cash on Hand:**

Cash & Cash Equivalents	2,225,981
Less: Liabilities, excluding future period loan payments	464,474
<b>Total Cash Available</b>	<u>1,761,507</u>

Add: Accounts Receivable	
Prepaid Expenses	8,679
<b>Total Accounts Receivable and Prepaid Expenses</b>	<u>8,679</u>

**Total Cash Expendable** **1,770,185**

**Restrictions on cash available**

Less: Building Reserve	(150,000)
Less: Operating Reserve	(500,000)
<b>Total Restricted Cash</b>	<u>(650,000)</u>

**Unrestricted cash available** **1,120,185**

<i>Estimated revenue-Next Quarter</i>	<b>681,994</b>
<i>Estimated spending-Next Quarter</i>	<b>(727,502)</b>

**Estimated unrestricted cash remaining** **1,074,678**

**BUDGET**

**Notes:**

	<b><u>2018</u></b>
Annual Expenses excluding depreciation	2,878,249
Capital Expenses-Depreciation	82,369
Total Cash needs	<u>2,960,618</u>

(1) One month reserve	246,718
(2) Six-month reserve	1,480,309
(3) Number of months of expendable cash on hand	<b>4.4</b>

COMMUNITY FOUNDATION FOR MONTEREY COUNTY														
LONG TERM INVESTMENT PORTFOLIO														
Activity for the Month of: January 2018														
Market														
At Last	Number of		Investment	Beginning	Beginning	Net		Interest &	Realized	Unrealized	Ending	Ending	Actual	Board
Trade Date	Shares	Code	Account	Book	Market	Additions	Transfers	Dividends	Gain(Loss)	Gain(Loss)	Book	Market	%	Policy
<b>CASH ACCOUNTS:</b>														
1.00	0.00	MS	Rabobank Endowment	42,523	42,523	19,017	0	0	0	0	61,539	61,539		
1.00	0	SWVXX	Schwab-MM/SWVXX	2,516,019	2,516,019	26,422	0	773	0	0	2,543,214	2,543,214		
1.00	0	SWUXX	Schwab Treasury-Cash	10,767,554	10,767,554	123,105	53,492	3,282	0	0	10,947,433	10,947,433		
			<b>TOTAL CASH</b>	<b>13,326,096</b>	<b>13,326,096</b>	<b>168,544</b>	<b>53,492</b>	<b>4,055</b>	<b>0</b>	<b>0</b>	<b>13,552,186</b>	<b>13,552,186</b>	<b>6.9%</b>	<b>4.4%</b>
<b>BOND ACCOUNTS:</b>														
13.71	1,036,023.87	DODIX	Dodge & Cox Income	13,946,111	14,255,688	0	0	0	0	(51,801)	13,946,111	14,203,887	7.2%	8.9%
11.45	1,490,796.41	JCBUX	JP Morgan Core Bond	17,574,132	17,278,330	0	(36,167)	36,167	0	(208,712)	17,574,132	17,069,619	8.7%	12.0%
25.37	224,837.85	VAIPX	Vanguard Inflation	6,414,872	5,755,849	0	0	0	0	(51,713)	6,414,872	5,704,136	2.9%	4.0%
10.57	816,421.86	VFSUX	Vanguard Short Term	8,763,533	8,678,564	0	(17,325)	17,325	0	(48,985)	8,763,533	8,629,579	4.4%	6.3%
			<b>TOTAL BONDS</b>	<b>46,698,649</b>	<b>45,968,432</b>	<b>0</b>	<b>(53,492)</b>	<b>53,492</b>	<b>0</b>	<b>(361,211)</b>	<b>46,698,649</b>	<b>45,607,221</b>	<b>23.2%</b>	<b>31.2%</b>
			<b>TOTAL FIXED INC.</b>	<b>60,024,744</b>	<b>59,294,528</b>	<b>168,544</b>	<b>0</b>	<b>57,547</b>	<b>0</b>	<b>(361,211)</b>	<b>60,250,835</b>	<b>59,159,408</b>	<b>30.1%</b>	<b>35.6%</b>
<b>ALTERNATIVE INVESTMENTS:</b>														
1,394.42	4,280.00	ASB	ASB Capital Management, LLC	8,600,000	8,950,884	(84,168)	0	66,622	0	117,655	8,600,000	9,050,992	4.6%	2.5%
34.12	73,694.35	DFREX	DFA Real Estate	2,075,214	2,601,411	0	0	0	0	(86,959)	2,075,214	2,514,451	1.3%	2.6%
683.87	12,497.56	TAPCB	TAP CommodityBuilders	10,523,000	8,825,380	0	0	0	0	0	10,523,000	8,825,380	4.5%	3.8%
112.63	21,720.02	VGSLX	Vanguard REIT Index	2,142,007	2,553,189	0	0	0	0	(106,863)	2,142,007	2,446,326	1.2%	2.6%
			<b>TOTAL ALTERNATIVE</b>	<b>23,340,221</b>	<b>22,930,863</b>	<b>(84,168)</b>	<b>0</b>	<b>66,622</b>	<b>0</b>	<b>(76,167)</b>	<b>23,340,221</b>	<b>22,837,150</b>	<b>11.6%</b>	<b>11.5%</b>
<b>SMALL CAP:</b>														
78.74	79,666.00	IJR	iShares-S&P 600 Index	1,440,472	6,119,145	0	0	0	0	153,755	1,440,472	6,272,901	3.2%	2.9%
			<b>TOTAL SMALL CAP</b>	<b>1,440,472</b>	<b>6,119,145</b>	<b>0</b>	<b>0</b>	<b>0</b>	<b>0</b>	<b>153,755</b>	<b>1,440,472</b>	<b>6,272,901</b>	<b>3.2%</b>	<b>2.9%</b>
<b>MID CAP:</b>														
195.04	20,678.00	IJH	iShares-S&P 400 Index	96,787	3,924,271	0	0	0	0	108,766	96,787	4,033,037	2.1%	1.9%
			<b>TOTAL MID CAP</b>	<b>96,787</b>	<b>3,924,271</b>	<b>0</b>	<b>0</b>	<b>0</b>	<b>0</b>	<b>108,766</b>	<b>96,787</b>	<b>4,033,037</b>	<b>2.1%</b>	<b>1.9%</b>
<b>LARGE CAP:</b>														
33.96	130,601.68	DFFVX	DFA Emerging Markets	3,688,048	4,077,384	0	0	0	0	357,849	3,688,048	4,435,233	2.3%	1.5%
215.21	32,591.51	DODGX	Dodge & Cox Stock Fund	3,309,054	6,635,957	0	0	0	0	378,061	3,309,054	7,014,018	3.6%	3.5%
129.04	45,876.00	IWD	iShares Russell 1000 Value	3,121,977	5,704,222	0	0	0	0	215,617	3,121,977	5,919,839	3.0%	2.8%
40.68	362,105.06	TRLGX	T Rowe Price	6,136,444	13,365,298	0	0	0	0	1,365,136	6,136,444	14,730,434	7.5%	6.7%
257.39	96,062.66	VINIX	Vanguard Index 500	12,069,934	23,387,415	0	0	0	0	1,338,153	12,069,934	24,725,568	12.6%	12.0%
			<b>TOTAL LARGE CAP</b>	<b>28,325,456</b>	<b>53,170,276</b>	<b>0</b>	<b>0</b>	<b>0</b>	<b>0</b>	<b>3,654,816</b>	<b>28,325,456</b>	<b>56,825,092</b>	<b>28.9%</b>	<b>26.5%</b>
<b>INTERNATIONAL:</b>														
59.48	175,170.44	AEPFX	EuroPacific	7,102,808	9,816,551	0	0	0	0	602,586	7,102,808	10,419,138	5.3%	5.3%
22.30	264,861.47	DFISX	DFA Int'l Small Co. Portfolio	5,115,723	5,633,604	0	0	0	0	272,807	5,115,723	5,906,411	3.0%	2.8%
49.27	207,846.98	DODFX	Dodge & Cox International	6,939,988	9,627,472	0	0	0	0	613,149	6,939,988	10,240,621	5.2%	4.5%
15.11	797,422.53	VTMGX	Vanguard Developed Mkts	8,850,100	11,490,859	0	0	0	0	558,196	8,850,100	12,049,054	6.1%	6.0%
49.84	172,808.00	VWO	Vanguard FTSE Emerging	6,907,498	7,933,615	0	0	0	0	679,135	6,907,498	8,612,751	4.4%	3.1%
			<b>TOTAL INT'L</b>	<b>34,916,116</b>	<b>44,502,101</b>	<b>0</b>	<b>0</b>	<b>0</b>	<b>0</b>	<b>2,725,873</b>	<b>34,916,116</b>	<b>47,227,974</b>	<b>24.1%</b>	<b>21.7%</b>
			<b>TOTAL EQUITIES</b>	<b>88,119,052</b>	<b>130,646,656</b>	<b>(84,168)</b>	<b>0</b>	<b>66,622</b>	<b>0</b>	<b>6,567,044</b>	<b>88,119,052</b>	<b>137,196,154</b>	<b>58.2%</b>	<b>53.0%</b>
			<b>GRAND TOTALS</b>	<b>148,143,796</b>	<b>189,941,184</b>	<b>84,376</b>	<b>0</b>	<b>124,169</b>	<b>0</b>	<b>6,205,834</b>	<b>148,369,887</b>	<b>196,355,562</b>	<b>100.0%</b>	<b>100.0%</b>

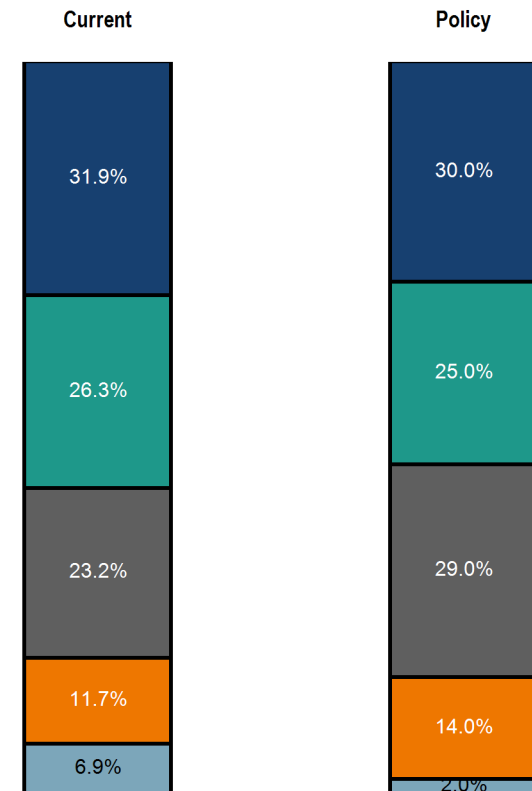
# Long-Term Portfolio

## Executive Summary - Preliminary (Net of Fees)

Period Ending: January 31, 2018

	Market Value	% of Portfolio	1 Mo	1 Yr	3 Yrs	5 Yrs	10 Yrs
<b>Total Fund</b>	<b>196,560,598</b>	<b>100.0</b>	<b>3.3</b>	<b>17.0</b>	<b>8.1</b>	<b>7.6</b>	<b>5.9</b>
<i>Policy Index</i>			2.8	16.4	7.8	7.4	--
<i>60% MSCI ACWI/40% BBgBarc US Aggregate</i>			2.9	17.1	8.0	7.8	5.9
<b>Domestic Equity</b>	<b>62,695,797</b>	<b>31.9</b>	<b>6.0</b>	<b>27.1</b>	<b>15.5</b>	<b>16.6</b>	<b>--</b>
Vanguard Institutional Index I	24,725,568	12.6	5.7	26.4	14.6	15.9	9.8
S&P 500			5.7	26.4	14.7	15.9	9.8
T. Rowe Price Large Cap Growth	14,730,434	7.5	10.2	44.2	20.0	20.8	13.7
Russell 1000 Growth			7.1	34.9	17.0	17.9	11.7
Dodge & Cox Stock	7,014,018	3.6	5.7	22.3	15.3	16.2	8.9
Russell 1000 Value			3.9	17.2	11.5	13.5	8.0
iShares Russell 1000 Value Index ETF	5,919,839	3.0	3.8	17.0	11.3	13.3	--
Russell 1000 Value			3.9	17.2	11.5	13.5	--
iShares S&P Midcap 400 Index Fund ETF	4,033,037	2.1	2.8	17.5	12.4	13.9	--
S&P 400 MidCap			2.9	17.6	12.6	14.1	--
iShares S&P Small Cap 600 Index ETF	6,272,901	3.2	2.5	16.7	14.1	15.2	11.2
S&P 600 SmallCap			2.5	16.6	14.3	15.3	11.3
<b>International Equity</b>	<b>51,663,207</b>	<b>26.3</b>	<b>6.3</b>	<b>30.9</b>	<b>11.0</b>	<b>8.1</b>	<b>--</b>
Dodge & Cox International Stock	10,240,621	5.2	6.4	26.4	8.5	8.8	4.7
MSCI ACWI ex USA Gross			5.6	30.3	10.4	7.6	3.9
MSCI ACWI ex USA Value			5.9	26.0	8.8	5.9	2.8
American Funds Europacific Growth F2	10,419,138	5.3	6.1	33.2	11.4	9.6	5.3
MSCI ACWI ex USA Gross			5.6	30.3	10.4	7.6	3.9
MSCI ACWI ex USA Growth			5.2	33.5	10.9	8.3	4.0
Vanguard Developed Market Index Adm	12,049,054	6.1	4.9	27.8	10.3	8.4	3.7
Spliced Vanguard Developed Markets Index			4.6	27.8	10.1	8.3	3.6

	Current	%	Policy	%
Domestic Equity	\$62,695,797	31.9%	\$58,968,179	30.0%
International Equity	\$51,663,207	26.3%	\$49,140,149	25.0%
Domestic Fixed Income	\$45,607,221	23.2%	\$57,002,573	29.0%
Alternatives	\$23,042,186	11.7%	\$27,518,484	14.0%
Cash and Equivalents	\$13,552,186	6.9%	\$3,931,212	2.0%
<b>Total</b>	<b>\$196,560,598</b>	<b>100.0%</b>	<b>\$196,560,598</b>	<b>100.0%</b>



The Policy Index consists of the following: 25% S&P 500, 2% S&P 400 Mid Cap, 3% S&P Small Cap 600, 16% MSCI ACWI Ex US, 3% MSCI EAFE Small Cap, 6% MSCI Emerging Markets Free, 20% BBgBarc US Aggregate, 5% BofA ML 1-3 YR Treasury, 4% BBgBarc US TIPS, 5% Bloomberg Commodity, 3% FTSE NAREIT, 6% NCREIF Property, 2% 90-Day Treasury Bills. Schwab cash values reflect transactions in transit as provided by CFMC. All data are preliminary.

# Long-Term Portfolio

## Executive Summary - Preliminary (Net of Fees)

Period Ending: January 31, 2018

	Market Value	% of Portfolio	1 Mo	1 Yr	3 Yrs	5 Yrs	10 Yrs		Current	%	Policy	%
								Domestic Equity	\$62,695,797	31.9%	\$58,968,179	30.0%
								International Equity	\$51,663,207	26.3%	\$49,140,149	25.0%
DFA International Small Company I	5,906,411	3.0	4.8	31.1	15.6	11.8	7.0	Domestic Fixed Income	\$45,607,221	23.2%	\$57,002,573	29.0%
MSCI World ex USA Small Cap			4.7	32.4	15.0	11.3	6.7	Alternatives	\$23,042,186	11.7%	\$27,518,484	14.0%
DFA Emerging Markets Value I	4,435,233	2.3	8.8	36.9	12.6	5.1	3.3	Cash and Equivalents	\$13,552,186	6.9%	\$3,931,212	2.0%
MSCI Emerging Markets Gross			8.3	41.5	12.2	6.1	4.2	Total	\$196,560,598	100.0%	\$196,560,598	100.0%
Vanguard FTSE Emerging Markets ETF	8,612,751	4.4	8.6	35.0	10.5	5.0	3.2					
Spliced Vanguard Emerging Markets Stock Index			8.4	35.9	10.1	5.1	3.6					
Domestic Fixed Income	45,607,221	23.2	-0.7	2.5	1.7	1.9	--		Current		Policy	
Dodge & Cox Income	14,203,887	7.2	-0.4	3.6	2.5	3.0	4.9					
BBgBarc US Aggregate TR			-1.2	2.1	1.1	2.0	3.7					
JP Morgan Core Bond R6	17,069,619	8.7	-1.0	2.5	1.5	2.1	4.2					
BBgBarc US Aggregate TR			-1.2	2.1	1.1	2.0	3.7					
Vanguard Short-Term Investment Grade Adm	8,629,579	4.4	-0.4	1.4	1.6	1.7	2.8					
BBgBarc US Credit 1-5 Yr TR			-0.4	1.5	1.5	1.7	3.3					
Vanguard Inflation-Protected Securities Adm	5,704,136	2.9	-0.9	1.0	0.6	0.0	2.9					
BBgBarc US TIPS TR			-0.9	1.3	0.7	0.1	3.0					
Alternatives	23,042,186	11.7	0.0	4.3	1.4	0.5	--					
Gresham TAP Commodity Builder	9,030,416	4.6	2.3	6.4	-2.6	--	--					
Bloomberg Commodity Index TR USD			2.0	3.6	-3.3	--	--					
ASB Capital Management	9,050,992	4.6	0.0	3.7	7.9	9.7	5.0					
NCREIF-ODCE			0.0	7.6	10.4	11.5	5.0					
DFA Real Estate Securities I	2,514,451	1.3	-3.3	2.3	2.3	8.0	7.2					
Wilshire REIT			-3.8	0.9	1.7	7.7	6.9					
Vanguard REIT Index Adm	2,446,326	1.2	-4.2	0.6	1.5	7.5	7.2					
MSCI US REIT			-4.2	-0.6	0.3	6.3	5.6					
FTSE NAREIT All REIT			-3.2	5.5	3.8	8.3	7.4					

31.9%

26.3%

23.2%

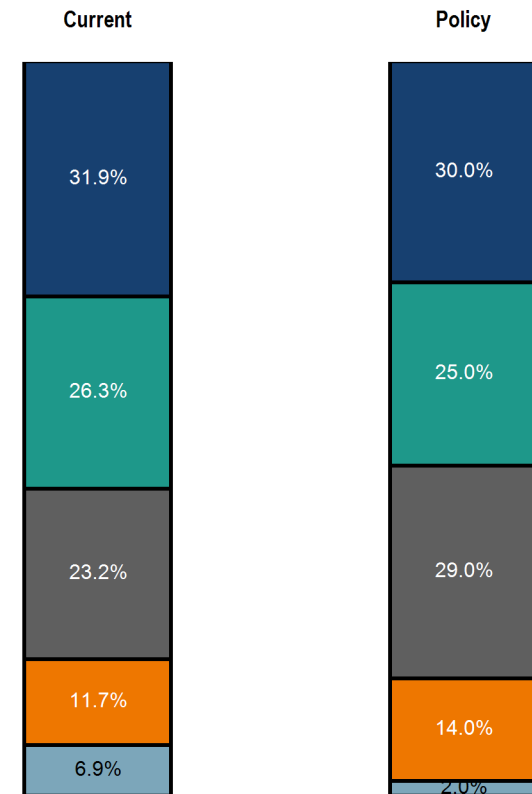
11.7%

30.0%

25.0%

29.0%

14.0%



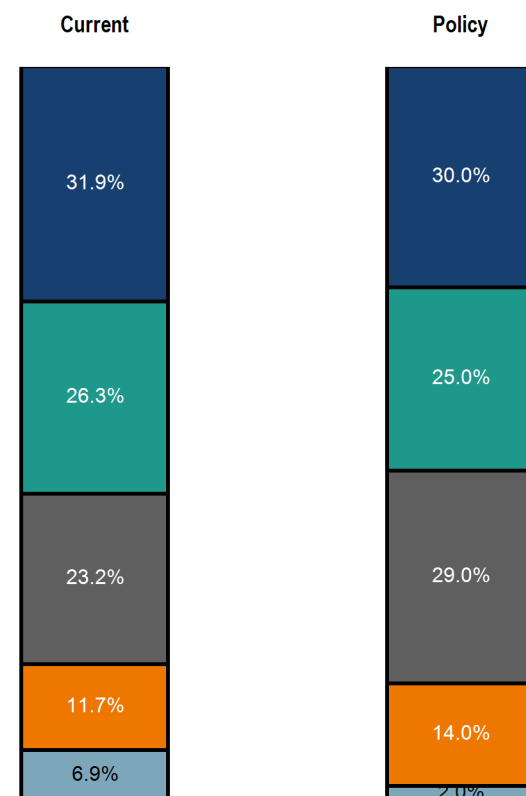
The Policy Index consists of the following: 25% S&P 500, 2% S&P 400 Mid Cap, 3% S&P Small Cap 600, 16% MSCI ACWI Ex US, 3% MSCI EAFE Small Cap, 6% MSCI Emerging Markets Free, 20% BBgBarc US Aggregate, 5% BofA ML 1-3 YR Treasury, 4% BBgBarc US TIPS, 5% Bloomberg Commodity, 3% FTSE NAREIT, 6% NCREIF Property, 2% 90-Day Treasury Bills. Schwab cash values reflect transactions in transit as provided by CFMC. All data are preliminary.

# Long-Term Portfolio

## Executive Summary - Preliminary (Net of Fees)

Period Ending: January 31, 2018

	Market Value	% of Portfolio	1 Mo	1 Yr	3 Yrs	5 Yrs	10 Yrs		Current	%	Policy	%
<b>Cash and Equivalents</b>	<b>13,552,186</b>	<b>6.9</b>	<b>0.0</b>	<b>0.3</b>	<b>0.2</b>	<b>0.1</b>	<b>--</b>					
Schwab Value Advantage Money Premier	2,543,214	1.3	0.0	-1.2	-0.2	-0.1	0.2		\$62,695,797	31.9%	\$58,968,179	30.0%
First National Cash	0	0.0	0.0	0.0	0.0	0.0	--		\$51,663,207	26.3%	\$49,140,149	25.0%
Rabobank Endowment	61,539	0.0	0.0	0.0	0.0	--	--		\$45,607,221	23.2%	\$57,002,573	29.0%
Schwab Cash	10,947,433	5.6	0.0	0.3	0.1	0.1	0.1		\$23,042,186	11.7%	\$27,518,484	14.0%
91 Day T-Bills			0.1	1.0	0.5	0.3	0.3		\$13,552,186	6.9%	\$3,931,212	2.0%
								<b>Total</b>	<b>\$196,560,598</b>	<b>100.0%</b>	<b>\$196,560,598</b>	<b>100.0%</b>



The Policy Index consists of the following: 25% S&P 500, 2% S&P 400 Mid Cap, 3% S&P Small Cap 600, 16% MSCI ACWI Ex US, 3% MSCI EAFE Small Cap, 6% MSCI Emerging Markets Free, 20% BBG US Aggregate, 5% BofA ML 1-3 YR Treasury, 4% BBG US TIPS, 5% Bloomberg Commodity, 3% FTSE NAREIT, 6% NCREIF Property, 2% 90-Day Treasury Bills. Schwab cash values reflect transactions in transit as provided by CFMC. All data are preliminary.

COMMUNITY FOUNDATION FOR MONTEREY COUNTY														
MEDIUM TERM FUND PORTFOLIO														
				Activity for the Month of:		January 2018								
Market														
At Last	Number of		Investment	Beginning	Beginning	Net		Interest &	Realized	Unrealized	Ending	Ending	Actual	Board
Trade Date	Shares	Code	Account	Book	Market	Additions	Transfers	Dividends	Gain(Loss)	Gain(Loss)	Book	Market	%	Policy
<b>CASH ACCOUNTS:</b>														
0.00	0.00	SWUXX	Schwab - Cash	438,293	438,293	13,285	3,591	30	0	0	455,170	455,170		
			TOTAL CASH	438,293	438,293	13,285	3,591	30	0	0	455,170	455,170	9.3%	0.0%
<b>BOND ACCOUNTS:</b>														
13.71	77,831.25	DODIX	Dodge & Cox Income Fund	1,068,232	1,070,958	0	0	0	0	(3,892)	1,068,232	1,067,066	21.9%	25.0%
10.57	59,350.87	VFSUX	Vanguard Short Term	633,904	630,900	0	(1,260)	1,260	0	(3,561)	633,904	627,339	12.9%	15.0%
10.61	98,939.30	VBTIX	Vanguard Total Bond Market Index	1,065,578	1,063,597	0	(2,302)	2,302	0	(13,852)	1,065,578	1,049,746	21.5%	25.0%
			TOTAL BONDS	2,767,713	2,765,455	0	(3,561)	3,561	0	(21,304)	2,767,713	2,744,151	56.2%	65.0%
			TOTAL FIXED INC.	3,206,007	3,203,749	13,285	30	3,591	0	(21,304)	3,222,884	3,199,321	65.5%	65.0%
<b>DOMESTIC:</b>														
128.75	7,224.38	VTHR	Vanguard Russell 3000	770,954	887,299	0	0	0	0	42,841	770,954	930,139	19.1%	19.0%
			TOTAL DOMESTIC	770,954	887,299	0	0	0	0	42,841	770,954	930,139	19.1%	19.0%
<b>INTERNATIONAL:</b>														
59.48	12,638.81	AEAFX	EuroPacific	609,351	708,279	0	0	0	0	43,478	609,351	751,756	15.4%	16.0%
			TOTAL INTERNATIONAL	609,351	708,279	0	0	0	0	43,478	609,351	751,756	15.4%	16.0%
			TOTAL EQUITIES	1,380,305	1,595,578	0	0	0	0	86,318	1,380,305	1,681,896	34.5%	35.0%
			GRAND TOTALS	4,586,311	4,799,326	13,285	30	3,591	0	65,014	4,603,188	4,881,217	100.0%	100.0%

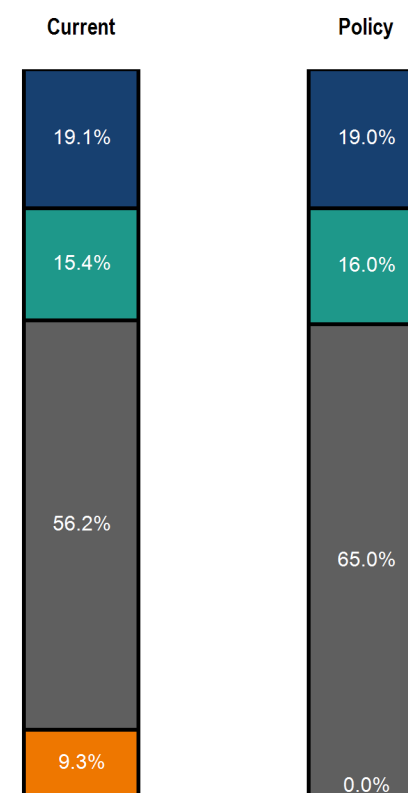
# Medium Term Fund

## Executive Summary - Preliminary (Net of Fees)

Period Ending: January 31, 2018

	Market Value	% of Portfolio	1 Mo	1 Yr	3 Yrs	5 Yrs	10 Yrs
<b>Total Fund</b>	<b>4,881,217</b>	<b>100.0</b>	<b>1.4</b>	<b>10.4</b>	<b>--</b>	<b>--</b>	<b>--</b>
<i>Policy Index</i>			1.3	10.3	5.1	5.4	5.1
<b>Domestic Equity</b>	<b>930,139</b>	<b>19.1</b>	<b>4.8</b>	<b>24.9</b>	<b>--</b>	<b>--</b>	<b>--</b>
Vanguard Russell 3000	930,139	19.1	4.8	24.9	13.6	15.1	--
<i>Russell 3000</i>			5.3	25.2	14.1	15.5	9.8
<b>International Equity</b>	<b>751,756</b>	<b>15.4</b>	<b>6.1</b>	<b>33.2</b>	<b>--</b>	<b>--</b>	<b>--</b>
American Funds Europacific Growth F2	751,756	15.4	6.1	33.2	11.4	9.6	5.3
<i>MSCI ACWI ex USA Gross</i>			5.6	30.3	10.4	7.6	3.9
<b>Domestic Fixed Income</b>	<b>2,744,151</b>	<b>56.2</b>	<b>-0.6</b>	<b>2.5</b>	<b>--</b>	<b>--</b>	<b>--</b>
Dodge & Cox Income	1,067,066	21.9	-0.4	3.6	2.5	3.0	4.9
Vanguard Total Bond Market Index	1,049,746	21.5	-1.1	2.2	1.0	1.9	3.7
<i>BBgBarc US Aggregate TR</i>			-1.2	2.1	1.1	2.0	3.7
Vanguard Short-Term Investment Grade Adm	627,339	12.9	-0.4	1.4	1.6	1.7	2.8
<i>BBgBarc US Credit 1-5 Yr TR</i>			-0.4	1.5	1.5	1.7	3.3
<b>Cash and Equivalents</b>	<b>455,170</b>	<b>9.3</b>	<b>0.0</b>	<b>0.1</b>	<b>--</b>	<b>--</b>	<b>--</b>
Schwab Cash	455,170	9.3	0.0	0.1	--	--	--
<i>91 Day T-Bills</i>			0.1	1.0	0.5	0.3	0.3

	Current	%	Policy	%
Domestic Equity	\$930,139	19.1%	\$927,431	19.0%
International Equity	\$751,756	15.4%	\$780,995	16.0%
Domestic Fixed Income	\$2,744,151	56.2%	\$3,172,791	65.0%
Cash and Equivalents	\$455,170	9.3%	\$0	0.0%
<b>Total</b>	<b>\$4,881,217</b>	<b>100.0%</b>	<b>\$4,881,217</b>	<b>100.0%</b>



Policy Index: 19% Russell 3000, 16% MSCI ACWI Ex US, 50% BBgBarc US Aggregate, 15% BBgBarc 1-5 Year Gov/Credit. Medium Pool portfolio funded 5/13/2016. Fund performance has been backfilled and represents actual performance for periods shown. All data is preliminary.



COMMUNITY FOUNDATION FOR MONTEREY COUNTY														
ESG FUND PORTFOLIO														
				Activity for the Month of: January 2018										
Market														
At Last	Number of		Investment	Beginning	Beginning	Net		Interest &	Realized	Unrealized	Ending	Ending	Actual	Board
Trade Date	Shares	Code	Account	Book	Market	Additions	Transfers	Dividends	Gain(Loss)	Gain(Loss)	Book	Market	%	Policy
CASH ACCOUNTS:														
0.00	0.00	SWUXX	Schwab - Cash	218,279	218,279	(15,855)	0	757	0	0	203,180	203,180	17.5%	0.0%
BOND ACCOUNTS:														
10.21	33,695.81	TSBIX	TIAA Social Choice Bond Fund	351,771	347,741	0	0	0	0	(3,707)	351,771	344,034	29.7%	40.0%
DOMESTIC EQUITY:														
20.22	17,641.77	TISCX	TIAA Social Choice Equity Fund	293,765	338,369	0	0	0	0	18,347	293,765	356,717	30.8%	35.0%
INTERNATIONAL EQUITY:														
11.76	21,751.56	TSNOX	TIAA Social Choice International Equity	203,213	243,182	0	0	0	0	12,616	203,213	255,798	22.1%	25.0%
			GRAND TOTAL	848,750	929,292	0	0	0	0	27,257	848,750	1,159,729	100%	100%

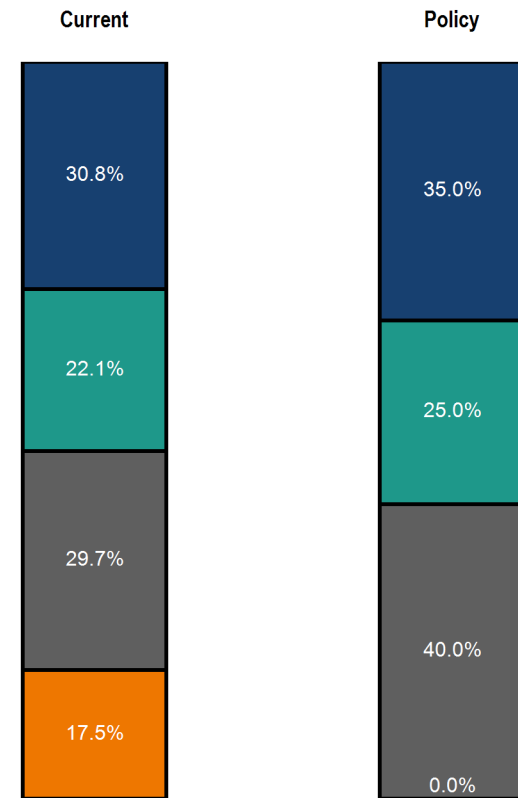
# ESG Portfolio

## Executive Summary - Preliminary (Net of Fees)

Period Ending: January 31, 2018

	Market Value	% of Portfolio	1 Mo	1 Yr	3 Yrs	5 Yrs	10 Yrs
<b>Total Fund</b>	<b>1,159,729</b>	<b>100.0</b>	<b>2.5</b>	<b>15.5</b>	<b>--</b>	<b>--</b>	<b>--</b>
<i>Policy Index</i>			2.6	16.1	7.9	8.3	6.3
<b>Domestic Equity</b>	<b>356,717</b>	<b>30.8</b>	<b>5.4</b>	<b>25.1</b>	<b>--</b>	<b>--</b>	<b>--</b>
TIAA CREF Social Choice Equity Fund	356,717	30.8	5.4	25.1	13.5	14.7	9.6
Russell 3000			5.3	25.2	14.1	15.5	9.8
<b>International Equity</b>	<b>255,798</b>	<b>22.1</b>	<b>5.2</b>	<b>27.2</b>	<b>--</b>	<b>--</b>	<b>--</b>
TIAA CREF Social Choice International Equity Fund	255,798	22.1	5.2	27.2	--	--	--
MSCI EAFE Gross			5.0	28.2	9.9	8.3	3.9
<b>Domestic Fixed Income</b>	<b>344,034</b>	<b>29.7</b>	<b>-0.9</b>	<b>3.2</b>	<b>--</b>	<b>--</b>	<b>--</b>
TIAA CREF Social Bond Fund	344,034	29.7	-0.9	3.2	1.8	3.2	--
BBgBarc US Aggregate TR			-1.2	2.1	1.1	2.0	3.7
<b>Cash and Equivalents</b>	<b>203,180</b>	<b>17.5</b>	<b>0.3</b>	<b>0.4</b>	<b>--</b>	<b>--</b>	<b>--</b>
Schwab Cash	203,180	17.5	0.3	0.4	--	--	--
91 Day T-Bills			0.1	1.0	0.5	0.3	0.3

	Current	%	Policy	%
Domestic Equity	\$356,717	30.8%	\$405,905	35.0%
International Equity	\$255,798	22.1%	\$289,932	25.0%
Domestic Fixed Income	\$344,034	29.7%	\$463,892	40.0%
Cash and Equivalents	\$203,180	17.5%	\$0	0.0%
<b>Total</b>	<b>\$1,159,729</b>	<b>100.0%</b>	<b>\$1,159,729</b>	<b>100.0%</b>



Policy Index: 35% Russell 3000, 25% MSCI EAFE, 40% BBgBarc US Aggregate. ESG Pool portfolio funded 9/29/2016. Fund performance has been backfilled and represents actual performance for periods shown. All data is preliminary.

**COMMUNITY FOUNDATION FOR MONTEREY COUNTY**  
**GRANTS PAYABLE - January 2018**

<b>NAME</b>	<b>FUND</b>	<b>AMOUNT</b>	<b>DUE</b>
Rotary Club of Castroville	Ausonio Family Fund	1,000	1/5/2018
California State University, Humboldt - William Samples	Margaret and Seba Bronson Scholarship Fund	15,000	10/31/2018
California State University, Sacramento - Jennifer Casas	Margaret and Seba Bronson Scholarship Fund	2,403	8/5/2016
Santa Clara University - Maritza Soria	Margaret and Seba Bronson Scholarship Fund	5,000	10/31/2018
Santa Clara University - Maritza Soria	Margaret and Seba Bronson Scholarship Fund	5,000	10/31/2019
UC Davis - Lila Cardenas Dorado	Margaret and Seba Bronson Scholarship Fund	5,000	10/31/2018
UC Davis - Lila Cardenas Dorado	Margaret and Seba Bronson Scholarship Fund	5,000	10/31/2019
UC Santa Barbara - Jonathan Huaracha	Margaret and Seba Bronson Scholarship Fund	5,000	10/31/2017
UC Santa Barbara - Jonathan Huaracha	Margaret and Seba Bronson Scholarship Fund	5,000	10/31/2018
UC Santa Barbara - Jonathan Huaracha	Margaret and Seba Bronson Scholarship Fund	5,000	10/31/2019
CSU Monterey Bay - Amanda Luann Contreras	Margaret and Seba Bronson Scholarship Fund	7,500	5/26/2018
CSU Monterey Bay - Amanda Luann Contreras	Margaret and Seba Bronson Scholarship Fund	7,500	5/26/2019
CSU Monterey Bay - Amanda Luann Contreras	Margaret and Seba Bronson Scholarship Fund	7,500	5/26/2020
UC San Diego - Diana Cordova	Margaret and Seba Bronson Scholarship Fund	7,500	5/26/2018
UC San Diego - Diana Cordova	Margaret and Seba Bronson Scholarship Fund	7,500	5/26/2019
UC San Diego - Diana Cordova	Margaret and Seba Bronson Scholarship Fund	7,500	5/26/2020
CSU East Bay - Andrea Araceli Perez	College Futures Monterey County Fund	5,000	5/26/2017
CSU Fresno - Aliza Marie-Ramirez Vasquez	College Futures Monterey County Fund	2,500	5/26/2017
CSU Fresno - Valeria Useda	College Futures Monterey County Fund	2,500	5/26/2017
CSU Monterey Bay - Irais E. Garcia Pacheco	College Futures Monterey County Fund	2,000	5/26/2017
CSU Monterey Bay - Ismael Aldape Rocha	College Futures Monterey County Fund	2,500	5/26/2017
CSU Monterey Bay - Juan Antonio Trinidad Luis	College Futures Monterey County Fund	2,500	5/26/2017
CSU Northridge - Daniel Saldana	College Futures Monterey County Fund	2,500	5/26/2017
Grand Canyon University - Karla Lara - Fernandez	College Futures Monterey County Fund	2,000	5/26/2017
Hartnell College - Daniel Lamas	College Futures Monterey County Fund	750	5/26/2017
Hartnell College - Gisset Guadalupe Rico-Valdez	College Futures Monterey County Fund	750	5/26/2017
Hartnell College - Isabel Estrada- Sanchez	College Futures Monterey County Fund	750	5/26/2017
Hartnell College - Jose Barroso Arredondo	College Futures Monterey County Fund	750	5/26/2017
Hartnell College - Leslie Isabel Mojica	College Futures Monterey County Fund	750	5/26/2017
Hartnell College - Noemi Amezcua Moreno	College Futures Monterey County Fund	4,000	5/26/2017
Hartnell College - Paula Ruby Beltran	College Futures Monterey County Fund	750	5/26/2017

**COMMUNITY FOUNDATION FOR MONTEREY COUNTY**  
**GRANTS PAYABLE - January 2018**

<b>NAME</b>	<b>FUND</b>	<b>AMOUNT</b>	<b>DUE</b>
Hartnell College - Pedro Jesus Ramirez	College Futures Monterey County Fund	500	5/26/2017
Hartnell College - Sandi Cervantez Morales	College Futures Monterey County Fund	750	5/26/2017
Hartnell College - Susana Anabel Flores	College Futures Monterey County Fund	750	5/26/2017
Hartnell College - Tatiana Hernandez Gomez	College Futures Monterey County Fund	500	5/26/2017
Harvard College - Cecilia Ramirez Trujillo	College Futures Monterey County Fund	2,000	5/26/2017
Monterey Peninsula College - Alvin Mendoza	College Futures Monterey County Fund	2,500	5/26/2017
Monterey Peninsula College - Jesus Maravilla Avalos	College Futures Monterey County Fund	750	5/26/2017
Monterey Peninsula College - Edwin Perez Ramirez	College Futures Monterey County Fund	750	5/26/2017
San Francisco State University - Janelle Gil	College Futures Monterey County Fund	2,500	5/26/2017
San Francisco State University - Vanessa Anahi Millan	College Futures Monterey County Fund	2,500	5/26/2017
San Jose State University - Daira Selene Hipolito	College Futures Monterey County Fund	2,500	5/26/2017
UC Davis - Adrian Gutierrez	College Futures Monterey County Fund	1,500	5/26/2017
UC Davis - Alejandro Estrada-Esparza	College Futures Monterey County Fund	2,000	5/26/2017
UC Davis - Christopher Kevin Mandujano	College Futures Monterey County Fund	2,000	5/26/2017
UC Davis - Cristal Diana Calderon	College Futures Monterey County Fund	2,000	5/26/2017
UC Davis - Diego Jimenez	College Futures Monterey County Fund	1,500	5/26/2017
UC Davis - Maria Teresa Camargo	College Futures Monterey County Fund	2,000	5/26/2017
University of California Santa Barbara - Angelica Ruiz	College Futures Monterey County Fund	2,000	5/26/2017
University of California Santa Barbara - Apolinar De Jesus De Jesus	College Futures Monterey County Fund	2,000	5/26/2017
University of California Santa Barbara - Jose de Jesus Gonzalez-Herrera	College Futures Monterey County Fund	2,000	5/26/2017
Mexican American Opportunity Foundation	Children's Services International Fund	532	12/8/2017
Wilderness Corps	Monterey County Weekly Community Fund	111	2/25/2017
ACTION Council of Monterey County	Stephen and Madeleine Conran Fund	10,000	1/5/2018
Carmel Youth Baseball	The Carmel Realty Foundation	500	1/6/2017
Pacific Grove Art Center	DeWitt Fund	25,000	12/3/2018
Pacific Grove Art Center	DeWitt Fund	25,000	12/3/2019
Pacific Grove Art Center	DeWitt Fund	25,000	12/3/2020
City of Monterey	Thomas Doud, Sr. and Anita M. Doud Fund I	19,240	1/5/2018
CSU Monterey Bay - Annabel Negrete	Drezner Family Scholarship Fund	5,000	6/9/2018
University of California, Berkeley - Elizabeth Madrigal	Drezner Family Scholarship Fund	5,000	6/9/2018
UC Irvine - Maria G. Molinero Cazares	Drezner Family Scholarship Fund	5,000	6/9/2018

**COMMUNITY FOUNDATION FOR MONTEREY COUNTY**  
**GRANTS PAYABLE - January 2018**

<b>NAME</b>	<b>FUND</b>	<b>AMOUNT</b>	<b>DUE</b>
Josephine Kernes Memorial Pool	Katherine Curtis Springer Fibromyalgia and Chronic Fatigue Syndrome	50,000	3/1/2018
East Los Angeles College - James Lopez	Matthew Paul Finnigan Memorial Scholarship Fund	1,500	5/26/2017
Radio Bilingue, Inc. / KHDC-FM	General Endowment Fund of the Community Foundation	2,110	1/5/2018
Gathering for Women-Monterey	General Endowment Opportunity Funds	18,000	7/20/2018
Hope, Horses and Kids	General Endowment Opportunity Funds	18,000	7/20/2018
Interagency Autism Consortium	General Endowment Opportunity Funds	18,000	7/20/2018
Monterey Bay Fisheries Trust	General Endowment Opportunity Funds	18,000	7/20/2018
Monterey County Pops!	General Endowment Opportunity Funds	18,000	7/20/2018
Special Kids Crusade	General Endowment Opportunity Funds	18,000	7/20/2018
Monterey Peace and Justice Center	General Endowment Opportunity Funds	18,000	6/29/2018
Multiple Sclerosis Quality of Life Project	General Endowment Opportunity Funds	18,000	7/20/2018
Orchestra in the Schools	General Endowment Opportunity Funds	18,000	7/20/2018
UC Berkeley -- Noemi Amezcua Moreno	Girl's Health in Girl's Hands Scholarship Fund	2,000	5/26/2017
Monterey Peninsula College - Sofie Sarlat	Hausdorf Family Scholarship Fund	6,000	10/31/2017
San Francisco State University - Josette Marsh	Hausdorf Family Scholarship Fund	2,000	10/31/2018
UC Irvine - Ken Burns	Hausdorf Family Scholarship Fund	4,000	10/31/2018
UC Santa Barbara - Cibrán Anton de la Fuente	Hausdorf Family Scholarship Fund	6,000	5/26/2017
Future Citizens Foundation DBA First Tee of Monterey	The Peter and Jackie Henning Fund	5,000	4/5/2018
Future Citizens Foundation DBA First Tee of Monterey	The Peter and Jackie Henning Fund	5,000	4/5/2019
Brigham Young University - Mitchell Barr	Kier Memorial Scholarship Fund	600	10/31/2016
Florida Agricultural and Mechanical University - Michael David Sullivan	Howard and Gretchen Leach Scholarship Fund	5,000	5/26/2018
Florida Agricultural and Mechanical University - Michael David Sullivan	Howard and Gretchen Leach Scholarship Fund	5,000	5/26/2019
Florida Agricultural and Mechanical University - Michael David Sullivan	Howard and Gretchen Leach Scholarship Fund	5,000	5/26/2020
Hartnell College -- Saul Felix Rico	The Morse Foundation Scholarship Fund	2,500	5/26/2017
Ord Terrace Elementary School	MPUSD Fund for the Arts	100	3/6/2015
University Corporation of Monterey Bay	College Futures Foundation Fund	108,000	7/1/2018
University of the Pacific -- Young Hyun Choi	Richard Scott Reynolds Science and Technology Education Scholarship	2,000	5/26/2018
Hartnell College - Lizzeth Alvarez	The Harles R. Sarment College Endowment	5,000	12/11/2015
UCLA - Luis Gerardo Hernandez	The Harles R. Sarment College Endowment	5,000	2/28/2015
California State University, Long Beach - Amber Clark	Alan and Rita Shugart Scholarship Fund	1,000	10/31/2018
CSU Monterey Bay - Alexis Garcia Arrazola	Alan and Rita Shugart Scholarship Fund	1,000	10/31/2018

**COMMUNITY FOUNDATION FOR MONTEREY COUNTY**  
**GRANTS PAYABLE - January 2018**

<b>NAME</b>	<b>FUND</b>	<b>AMOUNT</b>	<b>DUE</b>
Monterey Peninsula College - Esteban Barjas	Alan and Rita Shugart Scholarship Fund	1,000	10/31/2017
Monterey Peninsula College - Esteban Barjas	Alan and Rita Shugart Scholarship Fund	1,000	10/31/2019
UC Santa Barbara - Trevor Arbab	Alan and Rita Shugart Scholarship Fund	1,000	10/31/2017
UC Santa Barbara - Trevor Arbab	Alan and Rita Shugart Scholarship Fund	1,000	10/31/2018
UC Santa Barbara - Trevor Arbab	Alan and Rita Shugart Scholarship Fund	1,000	10/31/2019
University of Hawaii at Manoa	Alan and Rita Shugart Scholarship Fund	1,000	10/31/2018
University of Hawaii at Manoa	Alan and Rita Shugart Scholarship Fund	1,000	5/26/2019
University of Hawaii at Manoa	Alan and Rita Shugart Scholarship Fund	1,000	5/26/2020
University of the Pacific -- Young Hyun Choi	Alan and Rita Shugart Scholarship Fund	1,000	5/26/2018
University of the Pacific -- Young Hyun Choi	Alan and Rita Shugart Scholarship Fund	1,000	5/26/2019
University of the Pacific -- Young Hyun Choi	Alan and Rita Shugart Scholarship Fund	1,000	5/26/2020
UC Santa Cruz - David Solorio Herrera	Church Brothers-True Leaf Farms Scholarship Fund	2,500	12/29/2018
Fashion Institute of Design and Merchandising - Adeline Martinez	Church Brothers-True Leaf Farms Scholarship Fund	2,500	12/29/2018
Stanford University -- Noemi Amezcua Moreno	Shelley Watts Scholarship Fund	1,500	5/26/2017
Action Council	Women's Endowment Fund	23,443	2/2/2018
Boys & Girls Clubs of Monterey County	Women's Endowment Fund	25,000	7/2/2018
		<b>733,539</b>	
<b>February Grants adjusted in January</b>			
Community Foundation for Monterey County	Mary Jane Drummond Fund	(21,390)	
Community Foundation for Monterey County	Ken and Gundy DuVall Fund	(97,727)	
Community Foundation for Monterey County	Rudy E. Futer Fund for Human & Humane Needs	(24,340)	
Community Foundation for Monterey County	General Endowment	(28,175)	
Community Foundation for Monterey County	The McKay Fund	(9,543)	
Community Foundation for Monterey County	Clyn & Pamela Smith Fund	(435)	
		<b>(181,610)</b>	
		<b>Total</b>	<b>551,929</b>

# COMMUNITY FOUNDATION FOR MONTEREY COUNTY

## GIFTS - January 2018

Donor	Gift Date	Gift Amount	Fund
Ms. Amy Elmore	1/1/2018	20	Girls' Health in Girls' Hands Scholarship Fund
Ms. Christine Babalis	1/1/2018	50	Girls' Health in Girls' Hands Scholarship Fund
Ms. Elsa Jimenez	1/1/2018	75	Girls' Health in Girls' Hands Scholarship Fund
Ms. Jennifer Evans	1/1/2018	20	Girls' Health in Girls' Hands Scholarship Fund
Ms. T. J. Plew	1/1/2018	150	Southern Monterey County Foundation
Ms. Wendy Sosa	1/2/2018	50	College Futures Monterey County Fund
Mr. & Mrs. William and Nancy Doolittle	1/3/2018	25,600	Doolittle Fund
Mr. Brad Sharek	1/6/2018	100	R. J. Harper Memorial Scholarship Fund
Mr. & Mrs. Francis P. and Mary Anne Lloyd	1/8/2018	100	Carmel High School Class of 1952 Fund
Mrs. Jane L. Weisser	1/8/2018	30	Carmel High School Class of 1952 Fund
Estate of Cyrus Fitton	1/8/2018	7,126	Cyrus F. Fitton Fund
Mr. & Mrs. William and Nancy Doolittle	1/8/2018	267,909	Doolittle Fund
Ms. Margaret A. Hansen	1/8/2018	50	General Endowment Fund of the Community Foundation
Mr. & Mrs. Francis P. and Mary Anne Lloyd	1/8/2018	50	Operating Fund
Francis A. Sanfilippo	1/8/2018	50	Pass Thru Fund
Mr. & Mrs. Ben and Carole Heinrich	1/8/2018	100	Pass Thru Fund
Mr. & Mrs. Eric and Marilyn Barr	1/8/2018	20	Pass Thru Fund
Mr. & Mrs. William C. and Constance Dallmann	1/8/2018	25	Pass Thru Fund
Mr. Jeremy C. Wire	1/8/2018	100	Pass Thru Fund
Ms. Cynthia Aslanian	1/8/2018	100	Pass Thru Fund
Ms. Nancy M. Deliantoni	1/8/2018	20	Pass Thru Fund
Ms. Charlene I. Martin	1/8/2018	25	The Fund for Homeless Women Non-Endowed Fund
Ms. Donna L. Murphy	1/8/2018	50	The Fund for Homeless Women Non-Endowed Fund
Ms. Victoria C. Raggett	1/8/2018	50	The Fund for Homeless Women Non-Endowed Fund
Mr. Manuel Gulate	1/8/2018	200	Tom Grainger Memorial Fund
Mr. & Mrs. Dean C. and Joanne M. Storkan	1/10/2018	2,000	General Endowment Fund of the Community Foundation
Ms. Christina DeMaria	1/10/2018	20	Girls' Health in Girls' Hands Scholarship Fund
Ms. Kim Stemler	1/10/2018	20	Girls' Health in Girls' Hands Scholarship Fund
Ms. Krista Hanni and Mr. Scott Davis	1/10/2018	50	Girls' Health in Girls' Hands Scholarship Fund
Jewish Communal Fund	1/10/2018	300	Martin and Nancy Dodd Fund
Methodist Foundation of Pacific Grove	1/10/2018	95,000	Methodist Foundation of Pacific Grove Stewardship Fund

**COMMUNITY FOUNDATION FOR MONTEREY COUNTY**

**GIFTS - January 2018**

<b>Donor</b>	<b>Gift Date</b>	<b>Gift Amount</b>	<b>Fund</b>
Fidelity Charitable - The Thoele Family	1/10/2018	1,000	Monterey Public Library Fund
Anonymous	1/10/2018	50	Monterey Public Library Fund
Mr. Howard Brunn	1/10/2018	100	Operating Fund
Ms. Janet Pratt	1/10/2018	500	Pacific Grove Public Library Fund for the Future
Mr. & Mrs. Joseph E. and Marilee Wandke	1/10/2018	1,000	R. J. Harper Memorial Scholarship Fund
Mr. James L. Gattis	1/10/2018	100	The Fund for Homeless Women Non-Endowed Fund
Ms. Deirdre S. Darst	1/10/2018	20	The Fund for Homeless Women Non-Endowed Fund
Mr. Peter G. Krasa	1/10/2018	300	The Morse Foundation Stewardship Fund
Mr. & Mrs. Richard and Sheryl Ashleman	1/10/2018	100	Tom Grainger Memorial Fund
Mr. & Mrs. Ronald and Lynn Johnson	1/10/2018	200	Tom Grainger Memorial Fund
Ventana Wilderness Alliance	1/10/2018	800	Ventana Trails Forever Fund
Ms. Tracy Delaney Odle	1/10/2018	375	Women's Fund Endowment
Mr. & Mrs. Sal and Ada Lucido	1/11/2018	3,799	Howard W. and Elva M. Elliott Trust Fund
Mr. & Mrs. James I. and Barbara S. Miller	1/11/2018	3,549	James I. and Barbara S. Miller Charitable Fund
Mr. & Mrs. Earl Wayne and Linda Cruzan	1/11/2018	85	Monterey Public Library Fund
Ms. Nancy J. Greenebaum	1/11/2018	25	Museum Foundation (3rd Party) of Pacific Grove Fund
Jim Tunney Youth Foundation	1/11/2018	1,000	R. J. Harper Memorial Scholarship Fund
Jim Tunney Youth Foundation	1/11/2018	500	R. J. Harper Memorial Scholarship Fund
Jim Tunney Youth Foundation	1/11/2018	1,000	R. J. Harper Memorial Scholarship Fund
Mr. & Mrs. Stanley and Wendy Simpson	1/11/2018	250	R. J. Harper Memorial Scholarship Fund
Mr. Charles E. Bancroft	1/11/2018	150	R. J. Harper Memorial Scholarship Fund
Mr. & Mrs. Roger D. and Susan Bolgard	1/12/2018	100	Cappy Martin/Vernon Hurd Monterey Rotary Club Fund
Mr. Anthony Cosentino	1/12/2018	100	Cappy Martin/Vernon Hurd Monterey Rotary Club Fund
Carmel Valley Women's Club	1/12/2018	10,000	Carmel Valley Women's Club Foundation Scholarship Fund
Ms. Robin Venuti and Mr. Joseph Rock	1/12/2018	20	Girls' Health in Girls' Hands Scholarship Fund
Sacramento Region Community Foundation	1/12/2018	750	The Morse Foundation Stewardship Fund
Ms. Janelle Gistelli	1/15/2018	50	The Fund for Homeless Women Non-Endowed Fund
Ms. Elena L. Mueller	1/16/2018	20	Girls' Health in Girls' Hands Scholarship Fund
Anonymous	1/16/2018	31	Monica Abbott Scholarship Fund
Mrs. Joan B. Hoover & Mr. James N. Rabjohn	1/16/2018	5,000	The Morse Foundation Stewardship Fund
Friends of the Pacific Grove Library	1/17/2018	45,535	Pacific Grove Public Library Fund for the Future



# **COMMUNITY FOUNDATION FOR MONTEREY COUNTY**

## **GIFTS - January 2018**

<b>Donor</b>	<b>Gift Date</b>	<b>Gift Amount</b>	<b>Fund</b>
MR. Chad Corriveau	1/17/2018	500	R. J. Harper Memorial Scholarship Fund
Mrs. Marilyn D. Gustafson	1/17/2018	100	R. J. Harper Memorial Scholarship Fund
Mr. & Mrs. Rick and Tonya Antle	1/17/2018	250,000	Rick and Tonya Antle Fund
Rev. Michael E. Reid and Mr. Bill Robnett	1/17/2018	1,000	The Fund for Homeless Women
D S T M. D.	1/17/2018	50	The Fund for Homeless Women Non-Endowed Fund
Mr. John Day	1/17/2018	10	The Fund for Homeless Women Non-Endowed Fund
Mr. Ralph Cook and Ms. Deborah Streeter	1/17/2018	100	The Fund for Homeless Women Non-Endowed Fund
Ms. Bonnie Wolfe	1/17/2018	25	The Fund for Homeless Women Non-Endowed Fund
Ms. Gretchen Jordan	1/17/2018	200	The Fund for Homeless Women Non-Endowed Fund
The Iwata Family Foundation	1/17/2018	1,000	The Morse Foundation Stewardship Fund
Mr. Nolan Kennedy	1/18/2018	200	Cappy Martin/Vernon Hurd Monterey Rotary Club Fund
Mr. Benny W. Jefferson	1/18/2018	100	Hugo and Dolores Tottino Family Scholarship Fund
Mr. & Mrs. Peter and Anne Thorp	1/18/2018	37,044	Peter and Anne Thorp Fund
Mr. & Mrs. Ronald and Lynn Johnson	1/18/2018	200	R. J. Harper Memorial Scholarship Fund
Mr. Dougald G. Scott	1/18/2018	25	Ventana Wilderness Alliance 3rd Party Fund
Mr. Michael J. Campos	1/18/2018	100	Ventana Wilderness Alliance 3rd Party Fund
Mr. Darold E. Skerritt	1/19/2018	50	Monterey County Pops Stewardship Fund
Ms. Janine O'Brien	1/19/2018	50	Monterey County Weekly Community Fund
Ms. Janine O'Brien	1/19/2018	50	Monterey County Weekly Community Fund
Tides Center at the Tides Foundation	1/19/2018	2,500	Operating Fund
Anonymous	1/19/2018	50	Pass Thru Fund
Episcopal Church of the Good Shepard	1/22/2018	400	Martin and Nancy Dodd Fund
Ms. Nancy Seese and Mr. Bernard Cleyet	1/22/2018	500	Monterey County Weekly Community Fund
Ms. Nancy Seese and Mr. Bernard Cleyet	1/22/2018	500	Monterey County Weekly Community Fund
Ms. Nancy Seese and Mr. Bernard Cleyet	1/22/2018	1,000	Monterey County Weekly Community Fund
Ms. Nancy Seese and Mr. Bernard Cleyet	1/22/2018	2,000	Monterey County Weekly Community Fund
Mr. & Mrs. Alan W. and Marilyn McMasters	1/22/2018	100	The Fund for Homeless Women Non-Endowed Fund
Mr. & Mrs. Charles and Linda Page	1/23/2018	1,000	Operating Fund
Mrs. Deirdre S. Schroeder	1/23/2018	50	Operating Fund
Mr. & Mrs. Donald and Jeannette Fowler	1/24/2018	1,000	Monterey Public Library Fund
Mr. & Mrs. Manuel and Susan Osorio	1/24/2018	83	Northern Monterey County Foundation - Endowed

**COMMUNITY FOUNDATION FOR MONTEREY COUNTY**

**GIFTS - January 2018**

<b>Donor</b>	<b>Gift Date</b>	<b>Gift Amount</b>	<b>Fund</b>
Mr. & Mrs. Joel and Dena Gambord	1/24/2018	10,000	The Joel and Dena Gambord Charitable Foundation
Mr. John Duffy McSwiggin	1/25/2018	100	Chip Hooper Foundation
Mrs. Jackie Wendland	1/25/2018	29,805	The Jackie and Mark Wendland Fund
Mr. Robert S. Echols	1/25/2018	50	Youth in Wilderness Fund
Estate of Cyrus Fitton	1/26/2018	138	Cyrus F. Fitton Fund
Estate of Cyrus Fitton	1/26/2018	378	Cyrus F. Fitton Fund
Estate of Mrs. Robert Stanton	1/26/2018	3,424	General Endowment Fund of the Community Foundation
Dr. & Mrs. Conrad F. and Sarah L. Newberry	1/26/2018	20	The Fund for Homeless Women Non-Endowed Fund
Claire Giannini Fund	1/29/2018	8,000	College Futures Foundation Fund
Mr. & Mrs. Antone and Cathy Alameda	1/29/2018	500	Hugo and Dolores Tottino Family Scholarship Fund
Fidelity Charitable - Robert and Katherine Petty	1/29/2018	50	Monterey Public Library Fund
Ms. Shirley A. Garrett	1/29/2018	1,000	Orchestra in the Schools Third-Party Fund
Salesforce.org	1/29/2018	100	Pass Thru Fund
The Benevity Community Impact Fund	1/29/2018	75	Pass Thru Fund
Mr. W. Robert Patterson	1/29/2018	100	The Fund for Homeless Women Non-Endowed Fund
Mr. and Mrs. Alan Lacy	1/29/2018	500	The Morse Foundation Stewardship Fund
S&P Global Foundation	1/29/2018	100	Ventana Wilderness Alliance 3rd Party Fund
Eunice Azzani	1/30/2018	500	The Fund for Homeless Women Non-Endowed Fund
Ms. Martha Gustavson	1/31/2018	20	Girls' Health in Girls' Hands Scholarship Fund
Anonymous	1/31/2018	250	Monica Abbott Scholarship Fund
	<b>Total</b>	<b>831,067</b>	

**Interfund Gifts**

<b>Donor</b>	<b>Gift Date</b>	<b>Gift Amount</b>	
Community Foundation for Monterey County	1/26/2018	30,000	College Futures Monterey County Fund
	<b>Total</b>	<b>30,000</b>	

**COMMUNITY FOUNDATION FOR MONTEREY COUNTY**  
**GRANTS - January 2018**

<b>Grantee</b>	<b>Program Name</b>	<b>Granted</b>	<b>Date</b>	<b>Fund</b>
Chamber Music Monterey Bay	cash shortfall	20,000	1/19/2018	Chamber Music Monterey Bay Stewardship Fund
University Corporation at Monterey Bay	expenses, and workshop materials for the College Readiness Advisor	34,000	1/19/2018	College Futures Foundation Fund
American Heart Association	the Circle of Red sponsorship	1,000	1/26/2018	D'Arrigo-Martin Fund
Carmel Presbyterian Church	general operating support	2,000	1/26/2018	James I. and Barbara S. Miller Charitable Fund
Frontiers	to support Will Jordan's Mission in Afghanistan	500	1/26/2018	James I. and Barbara S. Miller Charitable Fund
Mercy Corps International	international food aid	500	1/26/2018	James I. and Barbara S. Miller Charitable Fund
The Bridge Restoration Ministry	drug and alcohol rehabilitatoion programs in Monterey County	1,000	1/26/2018	James I. and Barbara S. Miller Charitable Fund
Camerata Singers	\$20.00 William Dallmann	415	1/26/2018	Pass Thru Fund
S.T.A.R. Foundation of Monterey County	non-profit grants and awards	75,000	1/26/2018	S.T.A.R. Foundation of Monterey County
Friends Of Carmel Unified Schools	general operating support	100	1/26/2018	Steck Family Fund
KQED, Inc.	general operating support	50	1/26/2018	Steck Family Fund
Punahou School	general operating support	150	1/26/2018	Steck Family Fund
UC Santa Cruz Foundation	general operating support	1,500	1/26/2018	Steck Family Fund
UCLA Foundation	general operating support	100	1/26/2018	Steck Family Fund
The First Tee of Monterey	the Center for Learning Capital Campaign	5,000	1/26/2018	The Carmel Realty Foundation
Community Foundation of the Virgin Islands	the Fund for the Virgin Islands	500	1/26/2018	The Fred Terman and Nan Borreson Fund
Hillbrook School	general operating support	5,000	1/26/2018	The Fred Terman and Nan Borreson Fund
St. Francis Episcopal Church	general operating support	500	1/26/2018	The Fred Terman and Nan Borreson Fund
The Artists Theatre Repertory Ensemble	the light board	500	1/26/2018	The Fred Terman and Nan Borreson Fund
<b>Total Grants</b>		<b>147,815</b>		
<b>Interfund Grants</b>				
<b>Grantee</b>	<b>Program Name</b>	<b>Granted</b>	<b>Date</b>	<b>Fund</b>
Community Foundation for Monterey County	DIAM to CFMCF	30,000	1/26/2018	Marti and Steve Diamond Charitable Foundation
<b>Total Interfund Grants</b>		<b>30,000</b>		
<b>Total Grants</b>		<b>177,815</b>		