



Here for Good

Community Foundation
for Monterey County

FINANCIAL STATEMENT

For the Six Months Ended June 30, 2016

COMMUNITY FOUNDATION FOR MONTEREY COUNTY
FINANCIAL REPORTS
For the Six Months Ended June 30, 2016

TABLE OF CONTENTS

Section I – Financial Reports	Page(s)
Notes to Financial Statements	1 - 2
Statement of Financial Position	3 - 4
Statement of Activities	5 - 6
Section II – Combined Operating Fund Reports	
Comparisons of Actual to Budget - Operating Fund	7
Operating Cash on Hand	8
Section III – Fund Reports	
Investment Holdings in Pool B – Endowment Funds	9
Investment Performance Report	10 - 12
Investment Holdings - Medium Term Fund Portfolio	13
Investment Performance Report - Medium Term Fund Portfolio	14
Changes in All Fund Balances	15 - 26
Grants Payable	27 - 28
Gifts Received – Current Month	29 - 32
Grants Approved – Current Month	33 - 35
Sources and Uses of Funds	36

COMMUNITY FOUNDATION FOR MONTEREY COUNTY
NOTES TO THE FINANCIAL STATEMENTS
For the Six Months Ended June 30, 2016

Assets

Total Assets through 6/30/2016 are **\$181,180,369** a **1.17%** decrease since June 2015, and a **.28%** decrease since December 2015. **(p. 3)**

Charitable Remainder Trusts (CRT) and Charitable Gift Annuities (CGA)

The CRT and CGA funds have been adjusted to reflect the activity and balances per Kaspick & Company and the third party account balances as of December 31, 2015. **(p. 3)**

Realized and Unrealized Gains and Losses on Investments

Net year-to-date realized losses were \$2,090,129, and unrealized gains were \$5,197,929, for a total gain of \$3,107,801. **(p. 6)**

Operating Fund

Total revenue was \$123,513 less than the budget, and total expenses were \$43,235 less than the budget. The actual net operating deficit is \$64,736 compared to a budgeted surplus of \$15,543. **(p. 7)**

Note: The Expendable Operating Cash-on-Hand is at 5.3 months, excluding the operating reserve of \$500,000 and the building reserve of \$150,000. **(p. 8)**

Portfolio Performance

The market value of the Long Term Fund portfolio at 6/30/2016 was \$150,364,043. The year-to-date Total Return for the Long Term Endowment Portfolio through June 30, 2016 was 3.3% compared to the Policy Index of 4.5%. **(p. 9-12)**

The market value of the Medium Term Fund portfolio at 6/30/2016 was \$530,280. **(p. 13-14)**

Special Program Funds

Special Program Funds include: Community Leadership Project, funded by the David and Lucile Packard Foundation; Pathways to Safety, funded by the ACTION Council of Monterey County; Girl's Health in Girl's Hands, funded by the Claire Giannini Fund, the Peggy and Jack Baskin Foundation, the David and Lucile Packard Foundation and the Monterey Peninsula Foundation; and the Center for Nonprofit Excellence funded by the David and Lucile Packard Foundation; and the College Futures Foundation program, funded by the College Futures Foundation.

Total Special Program revenue was \$317,221 and total expenses were \$118,484. **(p. 5-6)**

Gifts, Pledges, Bequests, Future Funds Greater than \$25,000, and Grants

Total new contributions for the month were \$845,198, including \$108,129 from the Pebble Beach Company for the Del Monte Forest Conservancy Fund; \$92,000 from the College Futures Foundation to establish the College Futures Foundation Fund; \$50,000 from the

COMMUNITY FOUNDATION FOR MONTEREY COUNTY
NOTES TO THE FINANCIAL STATEMENTS
For the Six Months Ended June 30, 2016

Big Sur Land Trust to establish the Big Sur Land Trust Carmel River FREE Stewardship Fund; stock valued at \$124,023 from Peter and Jackie Henning for the Peter and Jackie Henning Fund; \$75,000 from the Monterey Peninsula Foundation for the Girls' Health in Girls' Hands Fund; \$66,000 from an anonymous donor for the Women's Fund Endowment; and \$50,000 each from Canepa Designs, Ross and Lauren Merrill and Jonathan Feiber for the Friends of Laguna Seca Capital Campaign Fund. **(p. 29-32)**

Grants to agencies for the month totaling \$357,310 were approved and recorded. A complete list of the grants by grantee is included. **(p. 33-35)**

Interfund activity for the month totaled \$66,240. **(p. 32 & 35)**

Contribution/Bequest Receivables

We recorded a contribution receivable in the amount of \$588,000, from the College Futures Foundation to be paid in 2017 and 2018, for the College Futures Foundation program. **(p. 32)**

COMMUNITY FOUNDATION FOR MONTEREY COUNTY
STATEMENT OF FINANCIAL POSITION
CONSOLIDATED - ALL FUNDS
For the Six Months Ended June 30, 2016 and June 30, 2015

	<u>COMBINED OPERATING</u>	<u>SPECIAL PROGRAMS</u>	<u>ENDOWMENT</u>	<u>NON ENDOWED</u>	<u>BEQUEST, CRT RECEIVABLES</u>	<u>TOTAL June 30, 2016</u>	<u>TOTAL June 30, 2015</u>
ASSETS							
Cash:							
Cash & Cash Equivalents	1,730,759	1,184,846	199,815	3,954,293	0	7,069,713	7,068,957
Investments - Long Term Fund Portfolio	0	0	121,557,775	28,806,268	0	150,364,043	147,545,454
Investments - Medium Term Fund Portfolio	500,000	0	0	30,280	0	530,280	0
Separately Invested Funds	0	0	0	23,736	0	23,736	71,765
Total Cash & Investments	2,230,759	1,184,846	121,757,590	32,814,576	0	157,987,771	154,686,175
Accounts Receivable:							
Admin Fees & Misc Receivables	0	0	0	0	0	0	0
Pledges & Contributions Receivable	0	0	4,000	12,750	613,000	629,750	16,750
Note Receivable	0	0	181,413	0	0	181,413	185,672
Bequests & Remainder Interest	0	0	0	0	300,418	300,418	3,773,143
Due from OPER	0	0	1,383,005	0	0	1,383,005	1,426,549
Investment in an LLC	0	0	23,903	0	0	23,903	38,781
Charitable Remainder Trusts	0	0	0	0	18,610,974	18,610,974	21,260,564
Charitable Gift Annuities	0	0	0	0	330,003	330,003	208,373
Total Accounts Receivable	0	0	1,592,321	12,750	19,854,395	21,459,466	26,909,832
Other Assets:							
Prepaid Expenses	264	0	0	0	0	264	2,045
Property-Net of Depreciation	1,732,869	0	0	0	0	1,732,869	1,736,360
Total Other Assets	1,733,132	0	0	0	0	1,733,132	1,738,405
TOTAL ASSETS	3,963,891	1,184,846	123,349,911	32,827,326	19,854,395	181,180,369	183,334,413

COMMUNITY FOUNDATION FOR MONTEREY COUNTY
STATEMENT OF FINANCIAL POSITION
CONSOLIDATED - ALL FUNDS
For the Six Months Ended June 30, 2016 and June 30, 2015

	<u>COMBINED OPERATING</u>	<u>SPECIAL PROGRAMS</u>	<u>ENDOWMENT</u>	<u>NON ENDOWED</u>	<u>BEQUEST, CRT RECEIVABLES</u>	<u>TOTAL June 30, 2016</u>	<u>TOTAL June 30, 2015</u>
LIABILITIES & NET ASSETS							
Liabilities:							
Grants Payable	0	18,953	242,600	139,100	0	400,653	868,833
Administrative Fees Payable	0	0	0	0	0	0	0
Contingent Liabilities	0	0	0	0	11,485,737	11,485,737	13,180,126
Funds held as Agency Endowments	0	0	3,892,099	0	0	3,892,099	4,141,296
Funds held as Stewardship Funds	0	0	0	12,277,600	0	12,277,600	9,680,534
Payroll, Misc. and Accts Payable	1,468,054	982	0	12,500	0	1,481,536	1,501,876
Total Liabilities	1,468,054	19,935	4,134,699	12,429,200	11,485,737	29,537,625	29,372,665
Net Assets:							
Net Assets-Beginning Balance	2,560,574	966,173	117,179,184	20,791,536	9,083,321	150,580,788	149,710,128
Change in Net Assets -							
Current Year	(64,737)	198,737	2,036,028	(393,410)	(714,663)	1,061,956	4,251,620
Total Net Assets	2,495,837	1,164,911	119,215,212	20,398,126	8,368,658	151,642,744	153,961,748
TOTAL LIABILITIES & NET ASSETS	3,963,891	1,184,846	123,349,911	32,827,326	19,854,395	181,180,369	183,334,413

COMMUNITY FOUNDATION FOR MONTEREY COUNTY
STATEMENT OF ACTIVITIES
CONSOLIDATED - ALL FUNDS
For the Six Months Ended June 30, 2016 and June 30, 2015

	<u>COMBINED OPERATING</u>	<u>SPECIAL PROGRAMS</u>	<u>ENDOWMENT</u>	<u>NON ENDOWED</u>	<u>BEQUEST, CRT RECEIVABLES</u>	<u>TOTAL June 30, 2016</u>	<u>TOTAL June 30, 2015</u>
SUPPORT AND REVENUE:							
Contributions	3,835	317,000	395,740	2,789,891	588,000	4,094,467	4,859,834
Interfund Gifts	41,389	0	63,912	465,728	0	571,029	544,732
Pledge Payments Received	0	0	25,000	200,000	0	225,000	559,332
Future Contributions-A/R-Pledge-Bequests-CRT	0	0	0	0	34,740	34,740	0
Contributions Received via Bequest	28,868	0	1,283,984	0	0	1,312,852	3,660,396
In Kind Contributions	0	0	0	0	0	0	0
Change in Value, Split Interest Trusts, Future Assets	0	0	0	0	225,654	225,654	0
Gain/Loss on Sale of Property	0	0	0	0	0	0	0
Interest & Dividend Income	6,622	221	1,195,247	275,932	0	1,478,022	1,174,279
Administrative Fees	1,104,403	0	0	0	0	1,104,403	1,208,974
Fees from Special Projects	39,218	0	0	0	0	39,218	27,667
Workshop and Contract Service Income	12,141	0	0	0	0	12,141	29,101
Misc Income/Returned Grants	36,707	0	0	0	0	36,707	40,866
Total Support and Revenue	1,273,184	317,221	2,963,883	3,731,552	848,394	9,134,234	12,105,180
EXPENSES:							
Operating Expenses and Distributions:							
Salaries & Benefits	912,803	9,943	0	0	0	922,746	868,050
Administrative Costs	234,098	84,606	0	15,640	0	334,344	329,278
Occupancy Costs	93,183	0	0	0	0	93,183	91,283
Development Expenses	95,179	10,953	0	0	0	106,132	118,434
Board & Committee Expenses	2,658	0	0	0	0	2,658	1,670
In Kind Expenses	0	0	0	0	0	0	0
Total Operating Expenses	1,337,920	105,503	0	15,640	0	1,459,063	1,408,715

COMMUNITY FOUNDATION FOR MONTEREY COUNTY
STATEMENT OF ACTIVITIES
CONSOLIDATED - ALL FUNDS
For the Six Months Ended June 30, 2016 and June 30, 2015

	<u>COMBINED OPERATING</u>	<u>SPECIAL PROGRAMS</u>	<u>ENDOWMENT</u>	<u>NON ENDOWED</u>	<u>BEQUEST, CRT RECEIVABLES</u>	<u>TOTAL June 30, 2016</u>	<u>TOTAL June 30, 2015</u>
Grants and Grant Related Expenses:							
Grants	0	12,981	1,311,318	5,032,373	0	6,356,672	4,355,310
Interfund Grants	0	0	200,229	370,800	0	571,029	544,732
Pledge Payments Paid	0	0	0	0	225,000	225,000	559,332
Bequests Payments/Transfers	0	0	0	0	1,321,866	1,321,866	460,434
Other Expenses	0	0	0	60,669	0	60,669	767
Other Payments/Transfers	0	0	983,420	(983,420)	0	0	0
Grant Related Expenses	0	0	0	0	0	0	0
Administrative Fees	0	0	873,388	214,825	16,191	1,104,403	1,208,974
Fees to Managers	0	0	66,365	15,011	0	81,376	72,077
Total Grants and Grant Related Expenses	0	12,981	3,434,720	4,710,258	1,563,057	9,721,016	7,201,626
Total Expenses and Grants	1,337,920	118,484	3,434,720	4,725,898	1,563,057	11,180,079	8,610,341
Excess of Revenues (Expenses)							
Before Gains on Investments & Transfers	(64,737)	198,737	(470,837)	(994,346)	(714,663)	(2,045,845)	3,494,840
GAINS(LOSS) ON INVESTMENTS:							
Realized-Gain (Loss)	0	0	(1,701,085)	(389,044)	0	(2,090,129)	8,500
Unrealized-Gain(Loss)	0	0	4,207,950	989,980	0	5,197,929	748,281
Total Gain/(Loss) on Investments	0	0	2,506,865	600,936	0	3,107,801	756,781
Change in Net Assets	(64,737)	198,737	2,036,028	(393,410)	(714,663)	1,061,956	4,251,620
Net Assets Beginning of Year	2,560,574	966,173	117,179,184	20,791,536	9,083,321	150,580,788	149,710,128
Net Assets, End of Period	2,495,837	1,164,911	119,215,212	20,398,126	8,368,658	151,642,744	153,961,748

COMMUNITY FOUNDATION FOR MONTEREY COUNTY
Combined Operating Fund Budget vs. Actual
For the Six Months Ended June 30, 2016 and June 30, 2015

	Year-To-Date			YTD Actual 6/30/2015
	Actual	Budget	Variance	
REVENUE				
Contributions - Foundations	0	18,750	(18,750)	52,500
Contributions - Indiv/Corp	3,835	27,000	(23,165)	15,346
Contributions - Interfund	41,389	35,539	5,850	37,190
Contributions - New Pledges	0	0	0	0
Pledge Payments Received	0	0	0	0
Bequests Received	28,868	31,000	(2,132)	15,209
In Kind Contributions	0	0	0	0
Admin & Special Project Fees	1,143,622	1,232,798	(89,176)	1,236,641
Workshops/Contracts	12,141	9,810	2,331	29,101
Miscellaneous Income	36,707	35,800	907	33,990
Interest and Dividends	6,622	6,000	622	5,999
Realized Gains/(Losses)	0	0	0	0
Total Revenue	1,273,184	1,396,697	(123,513)	1,425,975
EXPENSE				
Personnel				
Salaries and Wages	707,071	732,898	(25,827)	650,485
Payroll Taxes	61,348	54,037	7,311	56,829
Insurance and Other Benefits	144,384	150,229	(5,845)	127,786
Sub-total	912,803	937,164	(24,361)	835,100
Administrative				
Supplies	11,845	12,125	(280)	13,755
Equip / Computer Maintenance	65,351	65,386	(35)	52,282
Bank Charges	2,302	2,100	202	1,793
Printing	3,843	5,350	(1,507)	7,183
Postage / Freight	7,400	8,738	(1,338)	5,931
Dues/Subscriptions	15,232	15,096	136	23,366
Services (legal, acct, consult)	61,343	58,810	2,533	76,740
D&O Insurance	4,358	4,500	(142)	4,010
Telecommunications	8,560	8,673	(113)	7,619
Conferences & Training	9,148	8,884	264	16,533
Miscellaneous	225	178	47	5,951
Depreciation	44,490	44,490	0	45,990
Sub-total	234,097	234,330	(233)	261,154
Facilities				
Property / Liability Insurance	11,156	8,700	2,456	8,458
Maintenance / Repairs	2,732	6,810	(4,078)	3,266
Janitorial & Landscaping	11,100	9,750	1,350	11,134
Rent	23,356	24,631	(1,275)	21,618
Mortgage, Interest & Property Taxes	27,926	27,926	0	28,770
Utilities	16,912	16,748	164	18,037
Sub-total	93,183	94,565	(1,382)	91,283
Development, Program & Staff				
Donor Development	49,643	52,650	(3,007)	49,337
In Kind Expenses	0	0	0	0
Advertising & Promotion	15,937	19,569	(3,632)	4,931
Mileage, Meals & Meetings	3,978	5,982	(2,004)	3,663
Workshops	17,443	25,098	(7,655)	16,781
Annual Meetings	214	214	0	0
Annual Report	4,675	5,000	(325)	0
Staff Recognition Expenses	3,288	3,874	(586)	3,401
Board & Committee Expenses	2,658	2,708	(50)	1,670
Sub-total	97,837	115,095	(17,258)	79,785
Total Expenses	1,337,920	1,381,154	(43,235)	1,267,321
Net Income / (Loss)	(64,736)	15,543	(80,279)	158,654

COMMUNITY FOUNDATION FOR MONTEREY COUNTY
Operating Cash on Hand and Reserves - June 2016
With Projections through September 2016

Operating Cash on Hand:

Cash & Cash Equivalents	2,230,759
Less: Liabilities, excluding future period loan payments	<u>299,475</u>
Total Cash Available	1,931,284

Add: Accounts Receivable	
Prepaid Expenses	<u>264</u>
Total Accounts Receivable and Prepaid Expenses	264

Total Cash Expendable **1,931,547**

Restrictions on cash available

Less: Building Reserve	(150,000)
Less: Operating Reserve	<u>(500,000)</u>
Total Restricted Cash	(650,000)

Unrestricted cash available **1,281,547**

<i>Estimated revenue-Next Quarter</i>	630,535
<i>Estimated spending-Next Quarter</i>	(710,562)

Estimated unrestricted cash remaining **1,201,520**

BUDGET

Notes:

	<u>2016</u>
Annual Expenses excluding depreciation	2,630,854
Capital Expenses-Depreciation	<u>88,981</u>
Total Cash needs	2,719,835

(1) One month reserve	226,653
(2) Six-month reserve	1,359,917
(3) Number of months of expendable cash on hand	5.3

COMMUNITY FOUNDATION FOR MONTEREY COUNTY														
LONG TERM INVESTMENT PORTFOLIO														
				Activity for the Month of:		June 2016								
Market														
At Last	Number of		Investment	Beginning	Beginning	Net		Interest &	Realized	Unrealized	Ending	Ending	Actual	Board
Trade Date	Shares	Code	Account	Book	Market	Additions	Transfers	Dividends	Gain(Loss)	Gain(Loss)	Book	Market	%	Policy
CASH ACCOUNTS:														
1.00	(147,741.10)	MS	Rabobank Endowment	(205,600)	(205,600)	57,859	0	0	0	0	(147,741)	(147,741)		
1.00	0	SWVXX	Schwab-MM/SWVXX	543,593	543,593	(211,852)	0	4	0	(7)	331,738	331,738		
1.00	0.00	SWUXX	Schwab Treasury-Cash	5,763,660	5,763,660	(506,207)	571,030	828	0	0	5,829,311	5,829,311		
			TOTAL CASH	6,101,653	6,101,653	(660,200)	571,030	832	0	(7)	6,013,308	6,013,308	4.0%	4.4%
BOND ACCOUNTS:														
13.72	928,110.20	DODIX	Dodge & Cox Income	12,446,091	12,640,861	0	(97,452)	97,452	0	92,811	12,446,091	12,733,672	8.5%	8.9%
12.01	1,407,044.32	JCBUX	JP Morgan Core Bond	16,574,132	16,617,193	0	(32,362)	32,362	0	281,409	16,574,132	16,898,602	11.2%	12.0%
26.82	213,597.69	VAIPX	Vanguard Inflation	6,114,852	5,602,667	0	(1,089)	1,089	0	126,023	6,114,852	5,728,690	3.8%	4.0%
10.77	816,421.86	VFSUX	Vanguard Short Term	8,763,533	8,735,714	0	(16,182)	16,182	0	57,150	8,763,533	8,792,863	5.8%	6.3%
			TOTAL BONDS	43,898,609	43,596,435	0	(147,085)	147,085	0	557,392	43,898,609	44,153,827	29.4%	31.2%
			TOTAL FIXED INC.	50,000,261	49,698,088	(660,200)	423,945	147,917	0	557,385	49,911,916	50,167,135	33.4%	35.6%
ALTERNATIVE INVESTMENTS														
		ASB	ASB Capital Management, LLC	5,292,000	5,590,158	308,000	0	0	0	0	5,600,000	5,898,158	3.9%	2.5%
36.87	113,076.07	DFREX	DFA Real Estate	3,140,863	3,928,263	0	(35,355)	35,355	0	240,852	3,140,863	4,169,115	2.8%	2.6%
1,000.00	8,123.00	TAPCB	TAP CommodityBuilders	8,123,000	5,699,912	(3,525)	0	0	0	14,826	8,123,000	5,711,213	3.8%	3.8%
125.68	33,395.61	VGSLX	Vanguard REIT Index	3,255,839	3,961,722	0	(36,134)	36,134	0	235,439	3,255,839	4,197,161	2.8%	2.6%
			TOTAL ALTERNATIVE	19,811,702	19,180,055	304,475	(71,490)	71,490	0	491,117	20,119,702	19,975,647	13.3%	11.5%
SMALL CAP:														
116.21	39,833.00	IJR	iShares-S&P 600 Index	1,440,472	4,610,670	0	(14,228)	14,228	0	18,323	1,440,472	4,628,993	3.1%	2.9%
			TOTAL SMALL CAP	1,440,472	4,610,670	0	(14,228)	14,228	0	18,323	1,440,472	4,628,993	3.1%	2.9%
MID CAP:														
149.39	20,678.00	IJH	iShares-S&P 400 Index	96,787	3,085,571	0	(12,522)	12,522	0	3,515	96,787	3,089,086	2.1%	1.9%
			TOTAL MID CAP	96,787	3,085,571	0	(12,522)	12,522	0	3,515	96,787	3,089,086	2.1%	1.9%
LARGE CAP:														
22.26	113,780.82	DFEVX	DFA Emerging Markets	3,288,028	2,421,256	0	(20,717)	20,717	0	111,505	3,288,028	2,532,761	1.7%	1.5%
159.20	32,591.51	DODGX	Dodge & Cox Stock Fund	3,309,054	5,350,222	0	(19,555)	19,555	0	(161,654)	3,309,054	5,188,568	3.5%	3.5%
103.23	43,010.00	IWD	iShares Russell 1000 Value	2,822,186	4,402,934	0	0	0	0	36,989	2,822,186	4,439,922	3.0%	2.8%
27.03	362,105.06	TRLGX	T Rowe Price	6,136,444	10,073,763	0	0	0	0	(286,063)	6,136,444	9,787,700	6.5%	6.7%
191.78	96,062.66	VINIX	Vanguard Index 500	12,069,934	18,465,165	0	(89,050)	89,050	0	(42,268)	12,069,934	18,422,897	12.3%	12.0%
			TOTAL LARGE CAP	27,625,646	40,713,339	0	(129,322)	129,322	0	(341,491)	27,625,646	40,371,848	26.8%	26.5%
INTERNATIONAL:														
44.04	175,170.44	AEPFX	EuroPacific	7,102,808	7,872,159	0	0	0	0	(157,653)	7,102,808	7,714,506	5.1%	5.3%
16.81	242,376.93	DFISX	DFA Int'l Small Co. Portfolio	4,715,703	4,290,072	0	(46,827)	46,827	0	(215,715)	4,715,703	4,074,356	2.7%	2.8%
34.69	194,598.44	DODFX	Dodge & Cox International	6,439,968	7,009,436	0	0	0	0	(258,816)	6,439,968	6,750,620	4.5%	4.5%
11.34	763,292.84	VTMGX	Vanguard Developed Mkts	8,450,080	8,976,324	0	(118,310)	118,310	0	(320,583)	8,450,080	8,655,741	5.8%	6.0%
35.23	140,111.00	VVO	Vanguard FTSE Emerging	5,707,508	4,735,752	0	(31,245)	31,245	0	200,359	5,707,508	4,936,111	3.3%	3.1%
			TOTAL INT'L	32,416,066	32,883,742	0	(196,382)	196,382	0	(752,409)	32,416,066	32,131,333	21.4%	21.7%
			TOTAL EQUITIES	81,390,672	100,473,377	304,475	(423,945)	423,945	0	(580,944)	81,698,672	100,196,907	53.4%	53.0%
			GRAND TOTALS	131,390,934	150,171,465	(355,725)	0	571,862	0	(23,559)	131,610,589	150,364,043	100.0%	100.0%

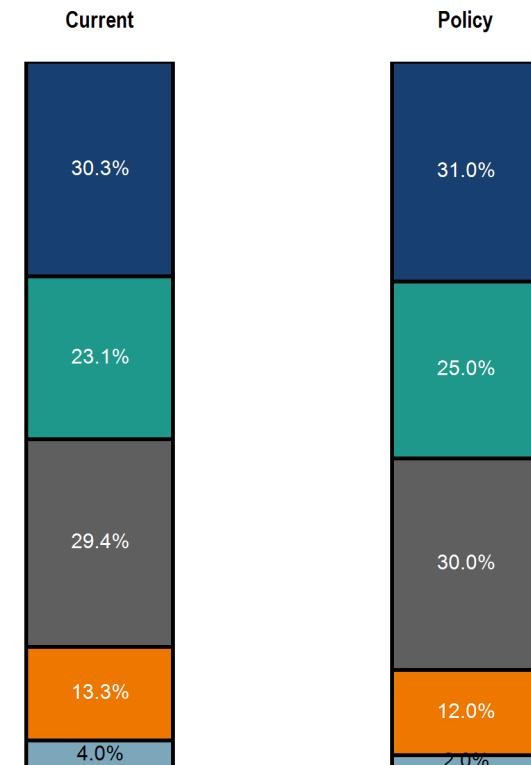
Total Fund

Executive Summary - Preliminary (Net of Fees)

Period Ending: June 30, 2016

	Market Value	% of Portfolio	1 Mo	QTD	YTD	1 Yr	3 Yrs	5 Yrs	10 Yrs
Total Fund	150,364,043	100.0	0.5	2.1	3.3	-0.7	4.9	4.7	5.0
<i>Policy Index</i>			0.8	2.1	4.5	0.8	5.1	5.2	--
Domestic Equity	45,557,166	30.3	-0.6	2.2	2.0	0.6	11.1	--	--
Vanguard Institutional Index I	18,422,897	12.3	0.3	2.4	3.8	4.0	11.6	12.1	7.4
S&P 500			0.3	2.5	3.8	4.0	11.7	12.1	7.4
T. Rowe Price Large Cap Growth	9,787,700	6.5	-2.8	0.0	-6.4	-3.1	12.6	12.3	9.0
Russell 1000 Growth			-0.4	0.6	1.4	3.0	13.1	12.3	8.8
Dodge & Cox Stock	5,188,568	3.5	-2.7	1.7	0.7	-5.1	8.3	10.4	5.1
Russell 1000 Value			0.9	4.6	6.3	2.9	9.9	11.4	6.1
iShares Russell 1000 Value Index ETF	4,439,922	3.0	0.8	4.5	6.1	2.7	9.6	11.1	5.9
Russell 1000 Value			0.9	4.6	6.3	2.9	9.9	11.4	6.1
iShares S&P Midcap 400 Index Fund ETF	3,089,086	2.1	0.5	4.0	7.7	0.9	10.4	10.4	--
S&P 400 MidCap			0.4	4.0	7.9	1.3	10.5	10.5	--
iShares S&P Small Cap 600 Index ETF	4,628,993	3.1	0.7	3.6	5.9	-0.3	10.1	11.1	--
S&P 600 SmallCap			0.6	3.5	6.2	0.0	10.2	11.2	--
International Equity	34,664,094	23.1	-1.2	-0.1	-0.3	-11.1	1.8	--	--
Dodge & Cox International Stock	6,750,620	4.5	-3.7	-1.2	-4.9	-18.9	0.4	1.0	2.2
MSCI ACWI ex USA Gross			-1.5	-0.4	-0.7	-9.8	1.6	0.6	2.3
MSCI ACWI ex USA Value			-2.7	-1.8	-2.2	-14.3	-0.8	-1.4	0.9
American Funds Europacific Growth F2	7,714,506	5.1	-2.0	-0.3	-2.7	-9.7	3.7	2.4	3.8
MSCI ACWI ex USA Gross			-1.5	-0.4	-0.7	-9.8	1.6	0.6	2.3
MSCI ACWI ex USA Growth			-0.4	0.5	0.1	-6.2	3.1	1.5	2.8
Vanguard Developed Market Index Adm	8,655,741	5.8	-2.3	-0.3	-2.3	-8.6	2.7	2.1	1.9
Spliced Vanguard Developed Markets Index			-3.0	-1.1	-3.3	-8.9	2.6	2.0	1.7

	Current	%	Policy	%
Domestic Equity	\$45,557,166	30.3%	\$46,612,853	31.0%
International Equity	\$34,664,094	23.1%	\$37,591,011	25.0%
Domestic Fixed Income	\$44,153,827	29.4%	\$45,109,213	30.0%
Alternatives	\$19,975,647	13.3%	\$18,043,685	12.0%
Cash and Equivalents	\$6,013,308	4.0%	\$3,007,281	2.0%
Total	\$150,364,043	100.0%	\$150,364,043	100.0%



The Policy Index consists of the following: 26% S&P 500, 2% S&P 400 Mid Cap, 3% S&P Small Cap 600, 16% MSCI ACWI Ex US, 3% MSCI EAFE Small Cap, 6% MSCI Emerging Markets Free, 21% BC Aggregate, 5% BofA ML 1-3 YR Treasury, 4% BC US TIPS, 5% Bloomberg Commodity, 3% FTSE NAREIT, 4% NCREIF Property, 2% 90-Day Treasury Bills. Schwab cash values reflect transactions in transit as provided by CFMC. DFA Real Sec. and Vanguard REIT added as of 11/14/2013. VDMAX merged with VDMIX on 4/4/2014 to form VTMGX. Credit Suisse Commodity replaced with Gresham TAP Commodity on 8/27/2014. TIHYX closed on 8/15/2014. DFISX added 8/18/2014. ASB Real Estate added 3/31/15. JP Morgan Core Bond R6 replaced JP Morgan Core Select on 8/20/2015. PIMCO All Asset Ins liquidated on 2/9/2016. Gresham market value is lagged by one month and reflected in Total Fund market value. All data are preliminary.

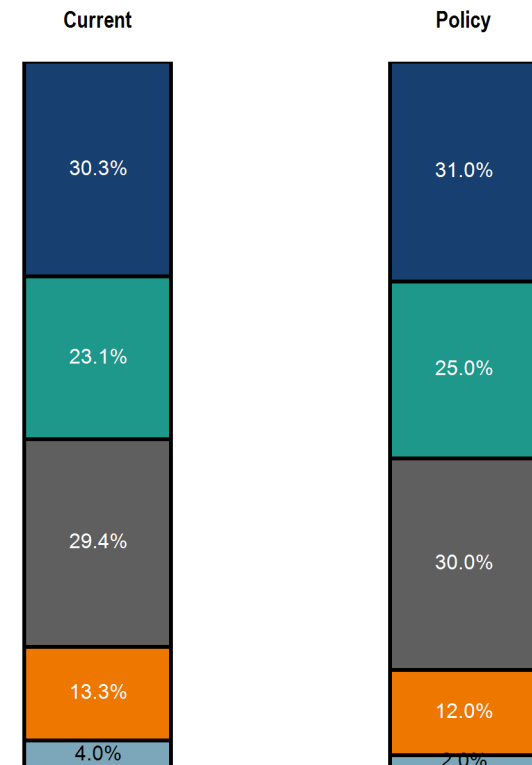
Total Fund

Executive Summary - Preliminary (Net of Fees)

Period Ending: June 30, 2016

	Market Value	% of Portfolio	1 Mo	QTD	YTD	1 Yr	3 Yrs	5 Yrs	10 Yrs
DFA International Small Company I	4,074,356	2.7	-3.9	-1.1	-0.7	-3.8	6.5	4.0	4.3
MSCI World ex USA Small Cap			-4.4	-1.3	-0.7	-3.3	6.3	3.6	3.3
DFA Emerging Markets Value I	2,532,761	1.7	5.5	1.3	10.3	-11.7	-2.5	-5.7	3.8
MSCI Emerging Markets Gross			4.1	0.8	6.6	-11.7	-1.2	-3.4	3.9
Vanguard MSCI Emerging Markets ETF	4,936,111	3.3	4.9	2.6	8.4	-11.6	-0.7	-3.6	--
Spliced Vanguard Emerging Markets Stock Index			4.5	1.4	6.9	-12.9	-1.0	-3.5	--
Domestic Fixed Income	44,153,827	29.4	1.6	2.1	4.9	4.7	3.5	--	--
Dodge & Cox Income	12,733,672	8.5	1.5	2.6	5.1	4.4	4.0	4.0	5.5
Barclays Aggregate			1.8	2.2	5.3	6.0	4.1	3.8	5.1
JP Morgan Core Bond R6	16,898,602	11.2	1.9	2.3	5.2	5.9	4.0	3.9	5.6
Barclays Aggregate			1.8	2.2	5.3	6.0	4.1	3.8	5.1
Vanguard Short-Term Investment Grade Adm	8,792,863	5.8	0.8	1.3	3.1	3.2	2.5	2.4	3.7
Barclays 1-5 Yr. Credit			0.9	1.3	3.1	3.1	2.6	2.7	4.3
Vanguard Inflation-Protected Securities Adm	5,728,690	3.8	2.3	1.8	6.4	4.6	2.4	2.7	4.6
Barclays US TIPS			2.1	1.7	6.2	4.4	2.3	2.6	4.7
Alternatives	19,975,647	13.3	3.8	6.0	8.9	3.0	1.5	--	--
Gresham TAP Commodity Builder	5,711,213	3.8	3.1	11.5	11.2	-15.6	-11.4	--	--
Bloomberg Commodity Index TR USD			4.1	12.7	13.2	-13.4	-10.6	--	--
Real Estate	14,264,434	9.5	4.0	3.9	8.7	18.5	12.6	--	--
ASB Capital Management	5,898,158	3.9	0.0	0.0	1.3	9.2	12.5	12.4	6.5
NCREIF-ODCE			0.0	0.0	2.2	9.5	12.2	12.2	5.9
DFA Real Estate Securities I	4,169,115	2.8	7.0	6.7	13.3	24.4	13.6	12.5	7.1
Wilshire REIT			6.5	5.6	11.1	22.8	13.6	12.5	7.0
Vanguard REIT Index Adm	4,197,161	2.8	6.9	6.8	13.5	23.9	13.4	12.4	7.6
FTSE NAREIT All REIT			6.7	7.4	13.7	22.7	13.1	12.3	7.0

	Current	%	Policy	%
Domestic Equity	\$45,557,166	30.3%	\$46,612,853	31.0%
International Equity	\$34,664,094	23.1%	\$37,591,011	25.0%
Domestic Fixed Income	\$44,153,827	29.4%	\$45,109,213	30.0%
Alternatives	\$19,975,647	13.3%	\$18,043,685	12.0%
Cash and Equivalents	\$6,013,308	4.0%	\$3,007,281	2.0%
Total	\$150,364,043	100.0%	\$150,364,043	100.0%



The Policy Index consists of the following: 26% S&P 500, 2% S&P 400 Mid Cap, 3% S&P Small Cap 600, 16% MSCI ACWI Ex US, 3% MSCI EAFE Small Cap, 6% MSCI Emerging Markets Free, 21% BC Aggregate, 5% BofA ML 1-3 YR Treasury, 4% BC US TIPS, 5% Bloomberg Commodity, 3% FTSE NAREIT, 4% NCREIF Property, 2% 90-Day Treasury Bills. Schwab cash values reflect transactions in transit as provided by CFMC. DFA Real Sec. and Vanguard REIT added as of 11/14/2013. VDMAX merged with VDMIX on 4/4/2014 to form VTGMX. Credit Suisse Commodity replaced with Gresham TAP Commodity on 8/27/2014. TIHYX closed on 8/15/2014. DFISX added 8/18/2014. ASB Real Estate added 3/31/15. JP Morgan Core Bond R6 replaced JP Morgan Core Select on 8/20/2015. PIMCO All Asset Ins liquidated on 2/9/2016. Gresham market value is lagged by one month and reflected in Total Fund market value. All data are preliminary.

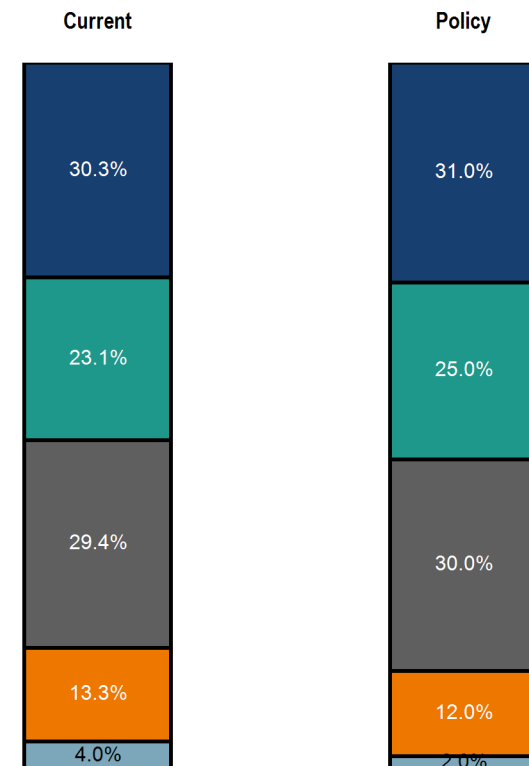
Total Fund

Executive Summary - Preliminary (Net of Fees)

Period Ending: June 30, 2016

	Market Value	% of Portfolio	1 Mo	QTD	YTD	1 Yr	3 Yrs	5 Yrs	10 Yrs
Cash and Equivalents	6,013,308	4.0	0.0	0.0	0.0	0.1	0.0	--	--
Schwab Value Advantage Money Premier	331,738	0.2	0.0	0.0	0.0	0.0	0.0	0.0	1.0
First National Cash	0	0.0	0.0	0.0	0.0	0.0	0.0	--	--
Rabobank Endowment	-147,741	-0.1	0.0	0.0	0.0	0.0	--	--	--
Schwab Value Advantage Money Inv	3,000,000	2.0	0.0	0.0	0.1	0.1	0.0	0.0	1.1
Schwab US Treasury Money Fund	2,829,311	1.9	0.0	0.0	0.0	0.0	0.0	0.0	0.8
91 Day T-Bills			0.0	0.1	0.1	0.2	0.1	0.1	0.9

	Current	%	Policy	%
Domestic Equity	\$45,557,166	30.3%	\$46,612,853	31.0%
International Equity	\$34,664,094	23.1%	\$37,591,011	25.0%
Domestic Fixed Income	\$44,153,827	29.4%	\$45,109,213	30.0%
Alternatives	\$19,975,647	13.3%	\$18,043,685	12.0%
Cash and Equivalents	\$6,013,308	4.0%	\$3,007,281	2.0%
Total	\$150,364,043	100.0%	\$150,364,043	100.0%



The Policy Index consists of the following: 26% S&P 500, 2% S&P 400 Mid Cap, 3% S&P Small Cap 600, 16% MSCI ACWI Ex US, 3% MSCI EAFE Small Cap, 6% MSCI Emerging Markets Free, 21% BC Aggregate, 5% BofA ML 1-3 YR Treasury, 4% BC US TIPS, 5% Bloomberg Commodity, 3% FTSE NAREIT, 4% NCREIF Property, 2% 90-Day Treasury Bills. Schwab cash values reflect transactions in transit as provided by CFMC. DFA Real Sec. and Vanguard REIT added as of 11/14/2013. VDMAX merged with VDMIX on 4/4/2014 to form VTMGX. Credit Suisse Commodity replaced with Gresham TAP Commodity on 8/27/2014. TIHYX closed on 8/15/2014. DFISX added 8/18/2014. ASB Real Estate added 3/31/15. JP Morgan Core Bond R6 replaced JP Morgan Core Select on 8/20/2015. PIMCO All Asset Ins liquidated on 2/9/2016. Gresham market value is lagged by one month and reflected in Total Fund market value. All data are preliminary.

COMMUNITY FOUNDATION FOR MONTEREY COUNTY														
MEDIUM TERM FUND PORTFOLIO														
				Activity for the Month of:		June 2016								
Market														
At Last	Number of		Investment	Beginning	Beginning	Net		Interest &	Realized	Unrealized	Ending	Ending	Actual	Board
Trade Date	Shares	Code	Account	Book	Market	Additions	Transfers	Dividends	Gain(Loss)	Gain(Loss)	Book	Market	%	Policy
CASH ACCOUNTS:														
1.00	0.00	SWUXX	Schwab - Cash	62	62	97	0	105	0	0	324	324		
			TOTAL CASH	62	62	97	0	105	0	0	324	324	0.1%	0.0%
BOND ACCOUNTS:														
13.72	9,657.72	DODIX	Dodge & Cox Income Fund	7,500	7,469	125,000	(58)	58	0	35	132,500	132,504	25.0%	25.0%
10.77	7,379.84	VFSUX	Vanguard Short Term	4,500	4,472	75,000	(8)	8	0	9	79,500	79,481	15.0%	15.0%
11.09	11,952.72	VBTLX	Vanguard Total Bond Market Index	7,500	7,446	125,000	(15)	15	0	110	132,500	132,556	25.0%	25.0%
			TOTAL BONDS	7,500	7,469	325,000	(81)	81	0	154	344,500	344,540	65.0%	65.0%
			TOTAL FIXED INC.	7,562	7,531	325,097	(81)	186	0	154	344,824	344,864	65.0%	65.0%
DOMESTIC:														
95.40	1,055.00	VTHR	Vanguard Russell 3000	5,653	5,757	94,903	(25)	25	0	(13)	100,556	100,647	19.0%	19.0%
			TOTAL DOMESTIC	5,653	5,757	94,903	(25)	25	0	(13)	100,556	100,647	19.0%	19.0%
INTERNATIONAL:														
44.04	1,924.81	AEAFX	EuroPacific	4,800	4,887	80,000	0	0	0	(118)	84,800	84,769	16.0%	16.0%
			TOTAL INTERNATIONAL	4,800	4,887	80,000	0	0	0	(118)	84,800	84,769	16.0%	16.0%
			TOTAL EQUITIES	10,453	10,644	174,903	(25)	25	0	(131)	185,356	185,416	35.0%	35.0%
			GRAND TOTALS	18,015	18,174	500,000	(105)	211	0	23	530,180	530,280	100.0%	100.0%

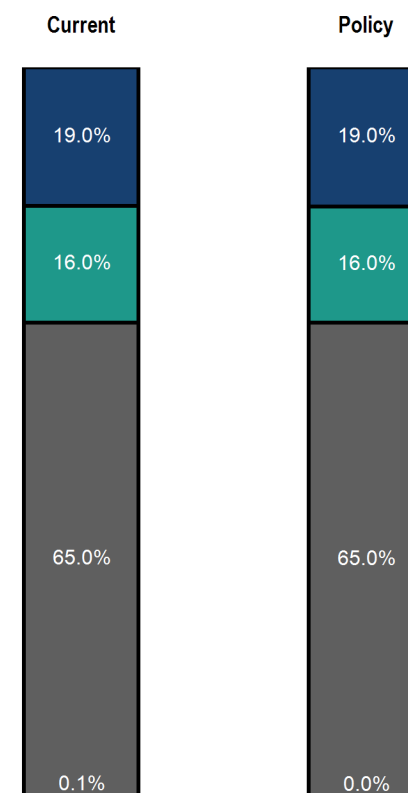
Total Fund

Executive Summary - Preliminary (Net of Fees)

Period Ending: June 30, 2016

	Market Value	% of Portfolio	1 Mo	QTD	YTD	1 Yr	3 Yrs	5 Yrs	10 Yrs
Total Fund	530,280	100.0	0.0	--	--	--	--	--	--
<i>Policy Index</i>			0.8	--	--	--	--	--	--
Domestic Equity	100,647	19.0							
Vanguard Russell 3000	100,647	19.0	-0.1	2.0	2.5	1.2	10.5	11.2	--
<i>Russell 3000</i>			0.2	2.6	3.6	2.1	11.1	11.6	7.4
International Equity	84,769	16.0							
American Funds Europacific Growth F2	84,769	16.0	-2.0	-0.4	-2.7	-9.7	3.6	2.4	3.8
<i>MSCI ACWI ex USA Gross</i>			-1.5	-0.4	-0.7	-9.8	1.6	0.6	2.3
Domestic Fixed Income	344,540	65.0							
Dodge & Cox Income	132,504	25.0	1.5	2.6	5.1	4.4	4.0	4.0	5.5
Vanguard Total Bond Market Index	132,556	25.0	1.9	2.3	5.5	6.1	4.0	3.7	5.1
<i>Barclays Aggregate</i>			1.8	2.2	5.3	6.0	4.1	3.8	5.1
Vanguard Short-Term Investment Grade Adm	79,481	15.0	0.8	1.3	3.1	3.2	2.5	2.4	3.7
<i>Barclays 1-5 Yr. Credit</i>			0.9	1.3	3.1	3.1	2.6	2.7	4.3
Cash and Equivalents	324	0.1							
Schwab US Treasury Money Fund	324	0.1	0.0	0.0	0.0	0.0	0.0	0.0	0.8
<i>91 Day T-Bills</i>			0.0	0.1	0.1	0.2	0.1	0.1	0.9

	Current	%	Policy	%
Domestic Equity	\$100,647	19.0%	\$100,753	19.0%
International Equity	\$84,769	16.0%	\$84,845	16.0%
Domestic Fixed Income	\$344,540	65.0%	\$344,682	65.0%
Cash and Equivalents	\$324	0.1%	\$0	0.0%
Total	\$530,280	100.0%	\$530,280	100.0%



Policy Index: 19% Russell 3000, 16% MSCI ACWI Ex US, 50% BC Aggregate, 15% BC 1-5 Year Gov/Credit. Medium Pool portfolio funded 5/13/2016. Fund performance has been backfilled and represents actual performance for periods shown. All data is preliminary.

COMMUNITY FOUNDATION FOR MONTEREY COUNTY			Changes in Fund Balances -- January 1 through June 30, 2016						
			Interfund			All Grants			
			Contrib'ns -	Investment	Interest &	& Pledges	Admin.	Other	Ending
Fund Name	Beg. Fund	Contrib'ns	Other Inc	Gain (Loss)	Dividends	Paid/Rec'd	Fees	Expenses	Fund Balance
Admin - Operating									
Operating Fund	2,560,574	3,835	1,262,727	0	6,622	0	0	1,837,920	1,995,837
Subtotal Administration (1)	2,560,574	3,835	1,262,727	0	6,622	0	0	1,837,920	1,995,837
Affiliate Funds									
Southern Monterey County Foundation	50,204	5,950	0	1,109	517	0	504	29	57,247
Southern Monterey County Foundation - Nonendowed	17,143	5,950	0	0	0	0	172	0	22,921
Subtotal Affiliate Funds (2)	67,347	11,900	0	1,109	517	0	675	29	80,168
Designated - Agency									
William S. and Janice R. Anderson Fund	35,477	0	0	741	332	4,000	222	19	32,308
Tony P. and Marjorie Ayres Fund	53,005	0	0	1,129	520	0	332	30	54,293
Nancy Parker Benham Endowment Fund	1,315,489	0	0	28,032	12,901	0	7,849	732	1,347,841
Central Coast Lighthouse Keepers Fund	757,322	0	0	15,620	7,329	14,570	4,702	416	760,583
Cislini Fund	8,882,973	0	0	189,631	87,186	0	31,044	4,949	9,123,797
Howard and Lynn Classen Endowment	13,261	0	0	283	130	0	83	7	13,583
Arts Council of Monterey County Endowment Fund	15,624	0	0	306	148	747	96	8	15,228
The Gloria S. Daly Endowment Fund for All Saints' Episcopal Day School	33,937	0	0	666	322	1,623	208	18	33,076
Frances Elgan & Werner Kunkel Fund	1,999,621	0	0	42,621	19,612	0	11,282	1,113	2,049,459
The Herman Fletcher Fund	257,112	0	0	5,478	2,521	0	1,612	143	263,356
A Fork in the Road-A Fund Providing a Path to a Science Career	13,604	0	0	290	133	0	85	8	13,935
John Gill ALS Patient Support Fund	146,651	0	0	2,877	1,391	7,013	897	79	142,930
Rodney & Betty Guilfoil Fund	606,350	0	0	12,918	5,946	0	3,802	338	621,075
Hester Hyde Griffin Fund for All Saints Day School	386,719	0	0	7,585	3,669	18,497	2,366	209	376,901
The Hudson Fund	34,680	0	0	739	340	0	217	19	35,522
Ward D. and Mary T. Ingram Fund	148,438	0	0	3,162	1,456	0	931	83	152,043
Bob Jones Boy Scout Camping Fund	20,720	0	0	407	197	970	127	11	20,216
The William Kiepora Fund	1,257,570	0	0	22,947	10,550	0	7,540	599	1,282,928
Sandy Loiacono Scholarship Fund	109,970	5,000	0	2,342	1,096	0	690	62	117,657
John H. Marble Endowment Fund	8,474,588	0	0	172,326	81,554	242,783	29,709	4,635	8,451,342
Jane P. McKay Endowment Fund for the Big Sur Land Trust	155,988	0	0	3,060	1,480	7,459	954	84	152,030
Jane P. McKay Endowment Fund for Door to Hope	155,975	0	0	3,059	1,480	7,459	954	84	152,017
Jane P. McKay Endowment Fund for the Hartnell College	156,632	0	0	3,072	1,486	7,490	958	85	152,657
Monterey County Symphony Association Fund	94,970	0	0	1,871	903	4,305	582	51	92,806
Joyce Morris Fund	470,422	0	0	10,022	4,613	0	2,950	262	481,846
Margaret L. Musser Restricted Fund	1,476,312	0	0	31,462	14,479	0	8,656	822	1,512,775
Perry-Downer House Fund	86,767	0	0	1,702	823	4,150	531	47	84,564
Maud Porter Work Rose Garden Fund	118,424	0	0	2,323	1,123	5,664	724	64	115,418
Carl Young Memorial Earth Science Endowment Fund	9,771	0	0	208	96	0	61	5	10,008
YWCA Endowment Fund	61,831	0	0	1,213	587	2,948	378	33	60,271
Subtotal Designated - Agency (30)	27,350,203	5,000	0	568,094	264,401	329,678	120,542	15,015	27,722,463

COMMUNITY FOUNDATION FOR MONTEREY COUNTY			Changes in Fund Balances -- January 1 through June 30, 2016						
			Interfund			All Grants			
			Contrib'ns -	Investment	Interest &	& Pledges	Admin.	Other	Ending
Fund Name	Beg. Fund	Contrib'ns	Other Inc	Gain (Loss)	Dividends	Paid/Rec'd	Fees	Expenses	Fund Balance
Unrestricted									
21st Century Fund - Health, Education, Social & Community Svcs	1,030,870	0	0	21,906	10,026	27,453	10,332	572	1,024,445
Kathleen and Austin Barrows Fund	662,721	0	0	14,017	6,490	0	6,642	369	676,218
Wendy (Millard) Benjamin Fund	609,265	12	0	12,678	5,967	0	6,105	339	621,477
Cislini Fund #2 - 15% Discretionary	1,563,459	0	0	33,220	15,284	11,000	15,670	869	1,584,425
Mary Jane Drummond Fund	680,985	0	0	14,419	6,678	0	4,269	379	697,433
General Endowment	7,217,634	37,521	14,240	117,768	84,114	130,668	71,781	3,197	7,265,631
General Endowment-NGP Grants	19,332	0	30,668	0	0	50,000	0	0	0
General Endowment - Opportunity Fund	28,269	0	100,000	0	0	80,822	0	0	47,447
Marilyn & Philo Holland Fund	72,786	0	0	1,540	713	0	729	40	74,269
Lauralie and J. J. Irvine Fund	7,914,707	0	0	165,419	77,631	(10,114)	79,361	4,413	8,084,098
George P. and Betty Kendall Memorial Fund	42,673	0	0	907	418	0	428	24	43,547
Leo Lanini Fund	28,779	0	0	613	282	0	180	16	29,477
The Barbara and Joseph Lee Fund	91,003	0	0	1,939	892	0	571	51	93,213
LLC #1 CFMC Real Estate	23,903	0	0	0	0	0	0	0	23,903
The John and Nancy Love Fund	815,092	0	0	17,058	7,985	0	8,168	454	831,513
John R. Marron Fund	1,018,734	0	0	21,645	9,977	0	10,210	566	1,039,580
Paul Edward and Gay Delores Rochester Fund	0	3,472	398,856	10,919	2,037	201,164	1,040	110	212,971
Donna Roop Fund	349,938	0	0	7,435	3,427	0	3,507	195	357,099
The Scott Fund	119,979	0	0	2,549	1,175	0	1,202	67	122,434
Evelyn Torras Fund	0	0	395,128	6,548	1,901	0	0	126	403,452
CFMC Trustees Fund	5,107	0	0	108	50	0	51	3	5,211
Subtotal Discretionary - General (21)	22,295,235	41,006	938,892	450,689	235,049	490,993	220,246	11,788	23,237,844
Field of Interest									
Ruth L. and Wilbur K. Amonette Fund - Arts and education	747,466	0	0	15,760	7,320	0	7,491	416	762,640
The Todd Lueders Fund for the Arts - Arts	1,237,914	2,000	0	26,338	12,137	0	12,412	689	1,265,289
Paul Block, Jr. Fund - Elderly	150,220	0	0	3,192	1,471	0	1,506	84	153,294
Patricia J. Boles - Arts	646,670	0	0	13,227	6,381	(4,886)	6,503	363	664,297
Maureen Bradford Fund - Needy children and abused women	121,495	0	0	2,581	1,190	0	1,218	68	123,981
Stephen and Madeleine Conran Fund - Needy children and seniors	3,806,965	0	0	80,182	37,251	13,000	38,151	2,117	3,871,129
The John & Mary Dawson Learning Fund	1,311,705	928	0	27,974	12,878	1,000	13,151	732	1,338,603
Doud Fund #1 - Historic Preservation	1,681,769	0	0	34,168	16,474	0	16,848	938	1,714,624
Ken and Gundy DuVall Fund - Multi Purpose	6,098,163	0	0	127,226	59,749	0	61,107	3,397	6,220,634
Fund for the Environment - Environment	780,148	1,000	0	16,221	7,644	0	7,817	434	796,762
Fred Farr Environmental Stewardship Fund	54,911	0	0	1,167	538	0	550	31	56,034
Katherine Curtis Springer F&CFS Patient Support Fund	329,997	0	0	0	696	150,000	3,294	0	177,400
The Rudy E. Futer Fund for Human & Humane Needs	1,424,121	0	0	0	2,836	211,898	28,482	35,669	1,150,908
Good Neighbor Basic Human Needs	104,909	0	0	2,229	1,027	0	1,051	58	107,056
Gumm Fund for the Performing Arts	291,907	0	0	6,070	2,859	0	2,925	163	297,749

COMMUNITY FOUNDATION FOR MONTEREY COUNTY			Changes in Fund Balances -- January 1 through June 30, 2016						
			Interfund			All Grants			
			Contrib'ns -	Investment	Interest &	& Pledges	Admin.	Other	Ending
Fund Name	Beg. Fund	Contrib'ns	Other Inc	Gain (Loss)	Dividends	Paid/Rec'd	Fees	Expenses	Fund Balance
Elmer Mills Harris Fund - Elder Assistance	324,264	0	0	6,890	3,176	0	3,250	180	330,900
Douglas Madsen Fund for HIV/AIDS Housing in Monterey County	1,031,299	0	0	20,683	10,112	0	6,420	576	1,055,098
The Fund for Homeless Women	115,228	3,875	0	2,401	1,140	0	1,155	64	121,425
The Fund for Homeless Women Non-Endowed Fund	60,515	25,121	58,721	0	158	58,721	755	25,000	60,038
Terry Layne Fund for Beach Protection	286,284	0	0	5,583	2,807	0	1,793	160	292,721
Literacy Initiative Fund - Literacy	100	0	0	0	0	0	0	0	100
Kathleen and Howard Marks Fund - Elderly & Animals	630,294	0	0	13,272	6,173	0	6,316	351	643,072
The McKay Fund - Multi Purpose	204,553	0	0	4,346	2,003	0	2,050	114	208,739
The MPUSD Arts Fund	9,343	5,500	0	0	19	0	93	0	14,769
Engracia Irene Murray Fund-Historic Preservation & Elderly	808,943	0	0	17,040	7,923	0	8,107	450	825,349
Musser Fld of Interest Fund - Elder Care & Prep Schools	2,067,247	0	0	43,923	20,246	0	20,719	1,149	2,109,548
Orrick Fund - Abused and needy youth	40,072	0	0	851	392	0	402	22	40,892
Out Reach - A Fund for LGBT Life in Monterey County	24,207	0	0	514	233	5,000	243	13	19,699
Dr. Frank Pye Smith Medical Facilities Fund	2,053,240	0	0	43,625	20,109	0	20,578	1,141	2,095,255
Robert and Virginia Stanton Endowment Fund	4,170,597	0	0	89,112	41,305	0	36,586	2,346	4,262,082
Irving R. and Helen G. Stuart Fund	99,044	0	0	2,105	958	4,547	993	55	96,513
The James M. and Marjorie E. Sturgeon Fund - Social Services	91,619	0	0	1,947	897	0	918	51	93,493
Tri-Cnties Blood Bank - Health	384,103	0	0	7,645	3,761	0	3,847	214	391,448
Shirley I. Thackara Fund - health & education	0	115,617	0	351	462	0	0	14	116,417
Evelyn and Spencer Thompson Fund to Help Feed the Hungry	24,443	0	0	521	240	0	153	14	25,036
Dr. George & Sam Kih Thorngate Family Fund - Medical Equipment	804,350	0	0	16,784	7,830	5,000	8,035	445	815,483
Anita Tarr Turk Fund for Breast Cancer Research	1,055,385	0	0	22,424	10,336	0	10,577	587	1,076,980
The Women's Fund	1,380,958	106,157	33,500	28,760	13,723	0	13,987	764	1,548,347
Youth Fund - Youth	70,952	0	0	1,508	695	0	711	39	72,403
Subtotal Field of Interest (39)	34,525,400	260,199	92,221	686,619	325,150	444,280	350,195	78,907	35,016,207
<u>Donor-Advised</u>									
Zekai and Carolyn Akcan Fund	127,984	0	0	2,720	1,251	1,000	802	71	130,081
Ausonio Family Fund	1,524,656	0	0	30,443	14,565	58,000	8,750	828	1,502,086
Peggy Downes Baskin Fund for Women's Reentry	52,347	0	0	1,115	513	0	328	29	53,618
Lino and Teri Belli Family Fund	35,012	0	0	746	343	0	220	20	35,863
Chappellet Youth, Arts and Ecology Fund	13,634	0	0	290	134	0	85	8	13,965
Marcia F. DeVoe Fund	899,211	0	0	18,530	8,639	32,000	5,602	493	888,285
Helen R. Doe Fund	18,520	0	0	395	182	0	116	10	18,970
Jean and Jim Duff Fund	1,281,245	0	0	27,302	12,565	0	7,677	713	1,312,722
Davis Factor, Jr. and Christine B. Factor Fund	103,142	0	0	2,197	1,011	0	647	57	105,647
Farrell/Allen/LaSalle Carmel Rotary Fund	4,905,634	0	0	104,663	48,134	21,673	21,059	2,732	5,012,966
Farrell/Allen Carmel Rotary Fund	882,248	3,200	0	18,078	8,419	36,860	5,452	478	869,154
Doris Parker Fee Fund	267,945	0	0	5,709	2,627	0	1,680	149	274,452
Ted Fehring Family/Carmel Host Lions Club Fund	41,464	0	0	883	407	0	260	23	42,470
Lewis and Gloria Fenton Fund	181,872	0	0	3,875	1,783	0	1,140	101	186,288

COMMUNITY FOUNDATION FOR MONTEREY COUNTY			Changes in Fund Balances -- January 1 through June 30, 2016						
			Interfund			All Grants			
			Contrib'ns -	Investment	Interest &	& Pledges	Admin.	Other	Ending
Fund Name	Beg. Fund	Contrib'ns	Other Inc	Gain (Loss)	Dividends	Paid/Rec'd	Fees	Expenses	Fund Balance
Lori and Lou Flagg Memorial Youth Fund	878,965	0	490,000	18,630	10,480	1,000	5,509	528	1,391,038
Jessica Govea-Thorbourne Memorial Fund	76,154	0	0	1,622	747	0	477	42	78,003
Harlan and Barbara Hall Fund	751,845	0	0	15,648	7,280	19,500	4,706	413	750,154
Hicks Fund for the Arts	604	0	0	13	6	0	4	0	619
Elmer G. and William G. Hitchcock Fund	125,018	0	0	2,664	1,226	0	784	70	128,054
Mary and Peter Hobley Memorial Fund	49,724	0	0	996	476	1,800	306	27	49,062
Jeanne Smith-Holmquist Fund	48,665	0	0	1,037	477	0	305	27	49,846
Cappy Martin/Vernon Hurd Monterey Rotary Club Fund	949,768	400	0	20,254	9,317	0	5,956	529	973,254
Kadushin Robinson Fund	21,855	0	0	466	214	0	137	12	22,385
The Kohn Family Theatre and Arts Fund	36,454	0	0	777	357	0	229	20	37,339
Phyllis Geer Krystal	1,368,322	0	0	29,159	13,419	0	8,114	762	1,402,025
James and Susan Lansbury Fund	68,312	0	0	1,455	670	0	428	38	69,971
Jefferson and Frances Larkey Memorial Fund	86,059	0	0	1,589	806	4,000	526	46	83,880
Phyllis and Herbert Lister Fund	74,709	0	0	1,592	733	0	468	42	76,523
Valera Whitford Lyles Fund	29,494	0	0	628	289	0	185	16	30,211
John and Kristina Magill Fund	23,974	0	0	511	235	0	150	13	24,556
The Ann Mayer Hiller Memorial Fund	83,652	0	0	1,782	820	0	524	47	85,684
Catherine L. and Robert O. McMahan Fund	680,426	0	0	14,496	6,672	0	4,266	379	696,950
McMahan Family Fund	665,702	0	0	14,183	6,528	0	4,174	371	681,868
Marjorie McNeely Fund for the Blind or Illiterate	218,821	0	0	4,300	2,077	10,250	1,339	118	213,491
Lenore and Dale Meyer Fund	4,903,725	0	0	94,992	46,400	190,300	20,835	2,648	4,831,334
Malcolm and Joanne Millard Fund	94,319	0	0	2,009	925	0	591	53	96,609
Monterey Peninsula Sunrise Rotary Club Fund	33,752	0	0	719	326	6,492	212	19	28,075
Don Nucci Fund for the Salinas Valley	40,596	0	0	843	392	1,346	255	22	40,208
The James M. Shade Memorial Fund	710,398	0	0	15,135	6,966	0	4,454	395	727,650
Ramsey Shirk Fund	797,029	0	0	16,862	7,766	14,250	4,997	441	801,969
Robert N. & Florence Slinger Foundation Fund	918,598	0	0	19,713	5,555	0	5,760	937,985	122
Salinas Rotary Club Fund	47,162	0	0	1,005	462	0	296	26	48,307
Fund for the Salinas Valley	79,385	0	0	1,691	778	0	498	44	81,312
Cynthia Snorf Fund	87,637	0	0	1,867	859	0	549	49	89,765
Salinas Rodeo Rotary Club Fund	10,266	0	0	219	101	0	64	6	10,515
Salinas Steinbeck Rotary Club Fund	1,718	0	0	37	17	0	11	1	1,760
Robert and Leslie Taylor Fund	45,701	0	0	974	448	0	287	25	46,811
Trinidad Gomez Family Fund	130,560	0	10,000	2,891	1,298	7,000	819	74	136,856
Tyler Visiting Fellowship in Residence Fund	29,383	0	28,672	1,014	496	0	158	8,084	51,323
William and Susanne Tyler Fund	234,866	0	0	4,619	2,096	28,672	1,408	(7,937)	219,437
Willemsen Family Fund	584,918	0	0	11,578	5,569	25,000	3,588	317	573,160
Subtotal Donor Advised (51)	25,323,446	3,600	528,672	524,914	243,859	459,143	137,189	951,466	25,076,693
Restricted - Award									
AIA Monterey Bay Concepts Competition Func	3,503	0	0	0	8	0	18	0	3,494

COMMUNITY FOUNDATION FOR MONTEREY COUNTY			Changes in Fund Balances -- January 1 through June 30, 2016						
			Interfund			All Grants			
			Contrib'ns -	Investment	Interest &	& Pledges	Admin.	Other	Ending
Fund Name	Beg. Fund	Contrib'ns	Other Inc	Gain (Loss)	Dividends	Paid/Rec'd	Fees	Expenses	Fund Balance
Dr. William D. Barr Fund for Educational Leadership	27,980	0	0	588	270	1,150	210	15	27,462
Butterfield Fund-No. Ca. Book Publicist's Assoc.	33,257	0	0	708	326	0	250	19	34,022
The Nancy Wheelis Dodd Fund	47,465	180	0	(1,641)	15	0	142	45,877	0
Allen S. Griffin Fund - Teaching Awards	114,701	0	0	2,441	1,124	0	863	64	117,340
Anthony Nicholas Narigi Memorial Baseball Endowment	122,412	28,000	0	2,757	1,307	4,000	921	72	149,483
Theodore R. Sarbin Research and Scholarship Award Fund	18,815	0	0	400	184	0	142	10	19,248
Robert Stanton Award - Amer Inst. of Architects	40,514	0	0	862	397	0	305	23	41,446
Subtotal Restricted Award (8)	408,646	28,180	0	6,116	3,631	5,150	2,850	46,080	392,494
Restricted - Agency									
Alliance on Aging	15,712	0	0	309	149	746	77	8	15,339
Alzheimer's Association of Monterey County	29,802	0	0	588	283	1,335	146	16	29,177
The Boys and Girls Club of the Monterey Peninsula Fund	119,086	0	0	2,367	1,136	4,893	585	65	117,046
Laurie Boone Hogen Appreciation Fund for Excellence in Teaching	56,183	0	0	1,104	533	2,675	275	30	54,839
Big Sur Health Center Endowment Fund	271,027	10,075	0	6,047	2,717	0	1,385	154	288,326
The Big Sur Land Trust Conservation Fund	37,259	0	0	732	354	1,771	182	20	36,371
Fred Farr & Edwin Bliss Buckeye Memorial Fund	87,122	2,200	0	1,884	865	0	438	49	91,585
Blind and Visually Impaired Center Fund	106,725	0	0	2,096	1,013	5,081	523	58	104,173
Casa Amesti Foundation Building Endowment Fund	419,660	0	0	8,864	4,078	0	2,086	231	430,285
David Allen Bernahl, II Local Heroes Fund for CASA	16,583	0	0	354	163	0	83	9	17,007
Carl Cherry Center for the Arts	22,163	0	0	436	210	1,049	109	12	21,640
Chartwell School Scholarship Endowment Fund	635,061	0	0	12,474	6,028	30,225	3,109	343	619,886
Children's Services International	11,462	0	0	225	109	542	56	6	11,191
Chamber Music Monterey Bay	20,848	0	0	412	198	909	102	11	20,436
Carmel Music Society	133,809	0	0	2,629	1,270	6,351	655	72	130,629
Carmel Public Library Fund-Children's Fund	221,551	0	0	4,352	2,103	10,547	1,085	120	216,255
Carmel Public Library Fund	153,900	0	0	3,028	1,462	7,172	754	83	150,381
Community Partnership for Youth Fund	15,249	0	0	300	145	726	75	8	14,884
39 Craftsmen/MY Museum	11,134	0	0	219	106	530	55	6	10,868
Friends of the Carmel Valley Library Fund	26,979	0	0	530	256	1,272	132	15	26,347
Carmel Woman's Club Fund	191,241	0	0	3,782	1,820	8,369	938	104	187,433
Elkhorn Slough Foundation, Inc. Fund	38,784	0	0	762	368	1,846	190	21	37,857
Fenton Founders:Youth Music Monterey	54,108	0	0	1,063	514	2,576	265	29	52,815
Food Bank for Monterey County Endowment Fund	68,314	0	0	1,347	649	3,119	335	37	66,819
Girl Scouts of California's Central Coast Endowment Fund	82,572	0	0	1,626	785	3,822	405	45	80,711
Goodwill Industries	18,382	0	0	392	180	0	92	10	18,851
Health Projects Center Fund	15,955	0	0	340	157	0	80	9	16,363
Interim, Inc. Mental Illness Endowment Fund	17,553	0	0	374	172	0	88	10	18,002
Kinship Center Fund	11,344	0	0	223	108	541	56	6	11,072
Bishop Kip Fund for All Saints School	181,335	0	0	3,562	1,721	8,633	888	98	177,000
Legal Services for Seniors	20,511	100	0	440	202	0	103	11	21,139

COMMUNITY FOUNDATION FOR MONTEREY COUNTY			Changes in Fund Balances -- January 1 through June 30, 2016						
			Interfund			All Grants			
			Contrib'ns -	Investment	Interest &	& Pledges	Admin.	Other	Ending
Fund Name	Beg. Fund	Contrib'ns	Other Inc	Gain (Loss)	Dividends	Paid/Rec'd	Fees	Expenses	Fund Balance
LULAC Council # 2055 Fund	14,162	0	0	286	136	448	70	8	14,059
Lyceum Founders' Fund in Memory of Vera Hering and Claire Kennedy	31,942	0	0	627	303	1,521	156	17	31,178
Director Emeritus Richard Tyler Scholarship Award	14,140	0	0	302	139	0	71	8	14,501
Monterey County Historical Society	15,236	0	0	299	145	725	75	8	14,872
Meals on Wheels - Mty Peninsula	114,479	0	0	2,249	1,087	5,450	561	62	111,742
Eve Mills-Meals on Wheels-Salinas	80,312	0	0	1,578	762	3,819	393	43	78,396
Meals on Wheels -Salinas	40,015	0	0	786	380	1,895	196	22	39,069
Foundation for Monterey County Free Libraries - Dallas Shaffer Book Fund	113,439	0	0	2,228	1,077	5,401	555	61	110,726
Foundation for Monterey County Free Libraries - General Endowment	46,753	0	0	997	459	0	235	26	47,948
Foundation for Monterey County Free Libraries - Staff Development Fund	14,023	0	0	275	133	668	69	8	13,687
Monterey History and Art Association Endowment Fund	404,761	0	0	8,247	3,848	12,527	1,999	219	402,111
MPC Women Supporting Women Endowment Fund	112,637	0	0	2,210	1,069	5,361	689	61	109,805
Monterey Public Library Fund	144,123	6,573	2,500	3,272	1,464	0	728	83	157,121
Monterey Museum of Art	63,553	0	0	1,248	603	3,026	311	34	62,033
Natividad Medical Foundation	19,393	0	0	414	190	0	97	11	19,889
Danny Nugent Memorial Campership Fund	20,056	0	0	394	190	955	98	11	19,576
Ombudsman Fund for Long-Term Care	68,779	0	0	1,351	653	3,274	337	37	67,135
Operating Endowment Fund	749,616	150	0	14,740	7,118	35,389	3,671	405	732,159
Nellie Irons Orr Fund	81,726	0	0	1,605	776	3,891	400	44	79,772
Pacific Repertory Theatre Endowment	99,100	0	0	2,113	972	0	497	55	101,633
Museum Foundation of Pacific Grove Fund	124,877	0	0	2,446	1,184	6,136	611	67	121,693
Project Helping Hand Fund	24,329	0	0	518	238	1,108	183	14	23,780
Center for Photographic Art	9,642	0	0	206	95	0	48	5	9,889
Friends of the Salvation Army Monterey Peninsula Fund	218,211	0	0	4,286	2,071	10,389	1,068	118	212,993
Shelter Outreach Plus	16,526	0	0	352	162	0	83	9	16,948
Sunset Center for the Arts Fund	114,867	1,000	0	2,262	1,095	5,303	563	62	113,296
SPCA of Monterey County	884,204	0	0	17,372	8,394	41,971	4,329	477	863,191
Salinas Rodeo Rotary Club Foundation	26,565	0	0	522	252	1,264	130	14	25,930
St. Timothy Foundation, Inc. Fund	17,097	0	0	336	162	814	84	9	16,688
Sylvia W. Schwartz Fund for Reading Improvement	15,086	0	0	296	143	718	74	8	14,726
Robinson Jeffers Tor House Fund	11,302	0	0	222	107	538	55	6	11,032
Tularcitos Parent Teacher Organization	18,187	100	0	357	173	866	89	10	17,852
United Way of Monterey County Fund	80,155	0	0	1,574	761	3,816	392	43	78,239
Ventana Wildlife Society Fund	26,360	0	0	562	259	0	132	15	27,034
Ventana Trails Forever Fund	238,323	0	0	4,689	2,264	11,122	1,167	129	232,857
The Western Stage Endowment Fund	42,191	0	0	900	414	0	212	24	43,269
Youth in Wilderness Fund	43,088	0	0	890	417	823	214	24	43,334
York School Fund	32,448	0	0	637	308	1,545	159	18	31,672
FASB 136 Year End Adjustment	(3,892,099)	0	0	0	0	0	0	0	(3,892,099)
Subtotal Restricted Agency (70)	3,411,017	20,198	2,500	146,508	69,855	275,493	36,154	3,971	3,334,461

COMMUNITY FOUNDATION FOR MONTEREY COUNTY			Changes in Fund Balances -- January 1 through June 30, 2016						
			Interfund			All Grants			
			Contrib'ns -	Investment	Interest &	& Pledges	Admin.	Other	Ending
Fund Name	Beg. Fund	Contrib'ns	Other Inc	Gain (Loss)	Dividends	Paid/Rec'd	Fees	Expenses	Fund Balance
Scholarship									
Monica Abbott Scholarship Fund	9,370	160	0	0	10	1,000	70	0	8,470
Dr. Roger and Kate Bartels Memorial Scholarship Fund	24,982	1,000	0	592	254	0	256	14	26,558
The Bissell Fund - Seaside High School	40,971	0	0	872	402	0	308	23	41,914
James Bliss & Annette Sward Forestry & Nursing Scholarship Fund	355,245	0	0	7,562	3,476	8,000	2,672	198	355,413
Margaret and Seba Bronson Scholarship Fund	1,323,819	0	0	30,133	13,839	16,011	7,893	786	1,343,101
The Larry Horan-Jim Langley Cal Alumni Memorial Scholarship Fund	16,423	(3,065)	0	0	22	0	328	0	13,051
CHISPA Scholarship Fund	0	18,000	0	368	78	0	51	4	18,391
Carmel High School Class of 1952	56,295	180	0	1,203	553	0	424	31	57,775
Bill Clapper Music Scholarship-Monterey High Music	21,225	0	0	452	208	0	160	12	21,713
Cal-Poly Agricultural Business Endowment	45,100	0	0	960	442	0	339	25	46,138
The Elkhorn Slough Foundation's James Rote & Les Strnad Scholarship	65,412	0	0	1,392	634	1,800	410	36	65,192
David L. Ferguson Scholarship Fund - Monterey High School	26,624	0	0	567	261	0	200	15	27,236
Matthew Paul Finnigan Memorial Scholarship Fund	41,206	3,876	0	907	416	0	1,238	23	45,144
Flagg Scholarship Holding Fund	71,944	0	0	0	159	0	539	0	71,564
GHGH Scholarship Fund	0	45,486	7,000	0	15	11,250	0	0	41,251
Geraldyn R. Griffith Memorial Scholarship Fund	284,825	0	0	6,029	2,755	9,190	2,142	157	282,119
Hausdorf Family Scholarship Fund	203,662	0	0	4,592	2,114	0	1,532	120	208,716
Bonnie Hutcheon Scholarship Fund	0	23,479	0	359	86	0	30	3	23,890
The Kier Memorial Scholarship Fund	34,385	0	0	744	339	1,000	259	19	34,190
Howard and Gretchen Leach Scholarship Fund	500,000	0	0	10,701	4,913	0	0	279	515,335
The Morse Foundation Scholarship Fund	0	0	55,441	0	0	18,374	13	0	37,055
Nakamura Scholarship Fund - Carmel High School	16,977	0	0	361	166	0	128	9	17,368
Dr. Gladys M. Olvis Scholarship Fund	45,672	695	0	999	455	0	346	26	47,449
Kristopher Pallastrini Fund	24,753	0	0	527	243	0	186	14	25,322
Richard Scott Reynolds Science & Technology Education Scholarship	146,638	15,000	0	3,183	1,506	0	1,470	84	164,773
San Ardo Foundation for Education	28,023	0	0	596	275	0	211	16	28,668
The Harles R. Sarment College Endowment	1,986,133	0	0	42,197	19,464	20,000	14,920	1,107	2,011,767
Alan and Rita Shugart Scholarship Fund	129,391	0	0	2,883	1,326	4,000	973	75	128,551
Joseph and Betty Spradling Scholarship Fund	20,142	0	0	0	44	2,000	201	0	17,984
Wilbur H. and Maxine D. Stevens Scholarship Fund	30,652	0	0	651	294	2,250	231	17	29,100
Hugo and Dolores Tottino Family Scholarship Fund	0	98,129	0	374	96	5,000	0	0	93,598
Jack Van Zander Cal Alumni Memorial Scholarship Fund	0	6,845	0	1	7	0	0	0	6,853
Shelley Watts Scholarship - General Education	59,791	0	0	1,280	587	0	450	33	61,175
Charles Joseph Watts Scholarship Fund	67,553	0	0	1,438	662	0	508	38	69,107
Horace Wilson Scholarship Fund	99,521	0	0	2,118	976	0	749	55	101,811
Church Brothers-True Leaf Farms Scholarship Fund	0	50,000	0	0	16	16,200	0	0	33,816
Subtotal Scholarships (36)	5,776,733	259,784	62,441	124,039	57,093	116,075	39,237	3,221	6,121,558
Stewardship Funds									
1984 Fund	39,132	13,500	0	1,220	470	0	219	26	54,077

COMMUNITY FOUNDATION FOR MONTEREY COUNTY			Changes in Fund Balances -- January 1 through June 30, 2016						
			Interfund			All Grants			
			Contrib'ns -	Investment	Interest &	& Pledges	Admin.	Other	Ending
Fund Name	Beg. Fund	Contrib'ns	Other Inc	Gain (Loss)	Dividends	Paid/Rec'd	Fees	Expenses	Fund Balance
Big Sur Health Center Stewardship Fund	119,150	0	0	2,541	1,169	0	598	66	122,196
Big Sur Land Trust Carmel River FREE Stewardship Fund	0	50,000	0	(2)	44	0	0	1	50,042
Central Coast Veterans Cemetery Foundation Stewardship Fund	1,175,471	20,735	0	25,215	11,598	0	5,638	656	1,226,725
Central Coast VNA and Hospice, Inc. Stewardship Fund	3,351,644	0	0	71,523	32,891	0	13,411	1,867	3,440,781
Church in the Forest Stewardship Fund	130,157	70,000	0	4,373	1,558	0	705	86	205,296
Community Human Services Stewardship Fund	104,809	0	0	2,234	1,025	0	526	58	107,484
Carmel Heritage Society Stewardship Fund	104,160	0	0	2,221	1,022	0	523	58	106,822
Chamber Music Monterey Bay Stewardship Fund	433,680	0	0	9,248	4,254	0	2,176	241	444,764
Carmel Valley Kiwanis Foundation Stewardship Fund	17,901	10,000	0	895	221	0	116	11	28,890
Carmel Woman's Club Stewardship Fund	84,411	0	0	1,800	828	0	424	47	86,569
Del Monte Forest Conservancy	1,906,938	108,129	0	40,701	18,850	0	8,427	1,065	2,065,125
Friends of the Andy Ausonio Library Stewardship Fund	193,499	0	0	4,126	1,898	0	971	108	198,444
Friends of the Marina Library Stewardship Fund	62,091	0	0	1,324	609	0	312	35	63,678
Girls, Inc. Stewardship Fund	94,865	0	0	2,023	931	0	476	53	97,290
Japanese American Citizens League of Monterey Peninsula Stewardship	267,612	0	0	5,712	2,498	50,000	1,343	146	224,333
Jacob's Heart Children's Cancer Support Services Stewardship Fund	49,455	0	0	1,055	485	0	248	28	50,719
Kernes Adaptive Aquatics Stewardship Fund	60,541	0	0	1,290	594	0	380	34	62,012
LandWatch Monterey County Stewardship Fund	143,224	0	0	3,054	1,405	0	719	80	146,885
Sun Street Centers' Anne C Leach Scholarship Fund	42,990	0	0	917	422	0	216	24	44,089
Monterey County Rape Crisis Center Stewardship Fund	102,971	0	0	2,196	1,010	0	517	57	105,603
Methodist Foundation of Pacific Grove Stewardship Fund	73,565	0	0	1,569	722	0	369	41	75,446
The Morse Foundation Stewardship Fund	209,860	121,000	0	6,730	2,526	54,441	1,073	151	284,450
Operating Reserve Stewardship Fund	0	0	0	0	0	0	0	(500,000)	500,000
Peace of Mind Dog Rescue Stewardship Fund	47,512	0	0	1,013	466	0	238	26	48,726
Museum Foundation of Pacific Grove Stewardship Fund	302,615	0	0	6,234	2,904	13,618	1,518	164	296,452
Pacific Grove Public Library Foundation Stewardship Fund	554,034	0	0	11,814	5,435	0	2,780	308	568,195
Rancho Cielo Youth Stewardship Fund	258,994	0	0	5,523	2,541	0	1,300	144	265,614
Learning Opportunities Endowment Fund for Scottish Fiddlers of California	384,365	0	0	8,197	3,760	13,453	1,929	214	380,727
Shelter Outreach Plus Stewardship Fund	60,580	0	0	1,257	507	23,000	304	32	39,009
S.T.A.R. Foundation of Monterey County Stewardship Fund	1,009,444	0	0	21,526	9,903	0	5,049	562	1,035,261
Sun Street Centers Stewardship Fund	212,024	0	0	4,521	2,080	0	1,064	118	217,444
Salinas Valley Memorial Hospital Foundation Stewardship Fund	0	1,000,000	0	53,233	9,848	0	2,577	503	1,060,002
Temple Beth El Stewardship Fund	100,044	0	0	2,133	981	0	502	56	102,601
United Way Monterey County Stewardship Fund	184,683	0	0	3,938	1,812	0	927	103	189,403
Voices for Children Stewardship Fund	144,806	0	0	3,088	1,421	0	727	81	148,507
Central Coast Young Men's Christian Association Stewardship Fund	249,755	0	0	5,326	2,450	0	1,253	139	256,138
YWCA Monterey County Stewardship Fund	620	0	0	13	6	0	3	0	636
Stewardship Fund Year End Adjustment	(12,277,600)	0	0	0	0	0	0	0	(12,277,600)
Subtotal Stewardship Funds (39)	0	1,393,364	0	319,781	131,145	154,512	59,554	(492,611)	2,122,835
Temporary - Discretionary									

COMMUNITY FOUNDATION FOR MONTEREY COUNTY			Changes in Fund Balances -- January 1 through June 30, 2016						
			Interfund			All Grants			
			Contrib'ns -	Investment	Interest &	& Pledges	Admin.	Other	Ending
Fund Name	Beg. Fund	Contrib'ns	Other Inc	Gain (Loss)	Dividends	Paid/Rec'd	Fees	Expenses	Fund Balance
Big Sur Fire Fund	100	0	0	0	0	0	0	0	100
Tassajara Fire Fund	23,540	1,331	2,000	0	0	25,540	0	0	1,331
Subtotal Temporary Discretionary (2)	23,640	1,331	2,000	0	0	25,540	0	0	1,431
<u>Temporary - Restricted</u>									
Alert Monterey County	15,723	0	0	0	34	0	500	0	15,258
Casa Amesti Garden and House Fund	167,091	4,500	0	0	340	0	771	0	171,160
Central Coast Veterans Cemetery Foundation	2	0	0	0	0	0	0	0	2
Friends of Laguna Seca Capital Campaign	0	150,000	0	0	2	0	3,000	0	147,002
King City Recreation Commission Forden Park Playground Fund	0	29,370	0	0	7	0	125	0	29,252
Rudolph E. Futer Restricted Purpose Fund	(325)	0	211,898	0	33	210,898	0	0	708
Gathering for Women Capital Campaign	0	127,000	0	0	80	0	0	0	127,080
Subtotal Temporary Agency (7)	182,491	310,870	211,898	0	496	210,898	4,396	0	490,460
<u>Nonendowed - Donor-Advised</u>									
Anonymous Donor Temporary Fund	236	0	0	0	0	0	237	0	0
Amy Anderson and George Somero Fund	174,723	0	0	3,701	1,702	2,500	1,096	97	176,434
Rick and Tonya Antle Fund	49,974	0	0	1,045	459	8,000	158	27	43,293
The Benjamin Family Foundation	259,766	0	0	5,534	2,547	0	1,629	145	266,074
Marta L. Bennett Fund	17,044	0	0	335	163	500	105	9	16,927
Bright Futures Fund	0	20,000	0	0	0	0	0	0	20,000
The Brown Family Fund	91,349	0	0	1,946	896	0	573	51	93,567
Buccafurni-Lawrence Fund	43,392	0	0	528	331	15,000	868	20	28,363
Buchalter/Adler Family Fund	7,449	0	0	0	0	500	500	0	6,449
The Buffett Fund	2,385,524	0	0	49,533	22,609	186,000	13,218	1,296	2,257,153
Chris's Fund	17,932	10,000	0	0	23	18,500	500	0	8,955
Monterey County Weekly Community Fund	3,131,095	(2,850)	200,000	0	0	3,108,743	0	15,640	203,862
Scott Corwon Fund	4,723	0	0	101	46	0	30	3	4,838
The Carmel Realty Foundation	39,193	5,800	0	442	319	12,400	221	18	33,114
D'Arrigo-Martin Fund	324	10,000	0	0	5	0	324	0	10,005
Andrew & Phyllis D'Arrigo Fund 2	221,634	0	0	4,583	2,134	4,000	1,377	121	222,852
Eric and Ila Davis Fund	(286)	0	0	(6)	(3)	0	0	(0)	(295)
Ila Davis Fund	(12)	0	0	(0)	(0)	0	0	0	(12)
Dekker Davidson Foundation	9,938	0	0	0	(0)	0	62	0	9,875
DeWitt Fund	1,438,390	151	0	26,742	13,961	20,000	8,407	797	1,450,040
Martina nd Nancy Dodd Fund	0	0	0	2,637	426	6,235	150	(45,852)	42,529
Doolittle Fund	628,829	247,267	0	10,035	7,056	40,000	3,945	394	848,848
Eimer/Cartwright Fund	20,449	0	0	369	200	0	128	11	20,879
Howard and Karin Evans Fund	145,141	0	0	3,091	1,408	12,000	910	80	136,650
Davis Factor Jr. Fund #2	46	0	0	1	0	0	0	0	47

COMMUNITY FOUNDATION FOR MONTEREY COUNTY			Changes in Fund Balances -- January 1 through June 30, 2016						
			Interfund			All Grants			
			Contrib'ns -	Investment	Interest &	& Pledges	Admin.	Other	Ending
Fund Name	Beg. Fund	Contrib'ns	Other Inc	Gain (Loss)	Dividends	Paid/Rec'd	Fees	Expenses	Fund Balance
Friends of Community Animal Services Fund	303,996	0	0	6,269	2,949	3,489	1,516	168	308,041
Doris Parker Fee Fund #2	37	0	0	1	0	0	0	0	38
Ted Fehring Family/Carmel Host Lions Club #2	13,913	0	0	0	15	3,100	250	0	10,578
Jose F. Fernandez Fund	440,515	0	0	9,385	4,320	0	2,762	245	451,212
Tom and Mary Kay Gallagher Fund	1,719	0	0	0	3	0	500	0	1,222
The Joel and Dena Gambord Charitable Foundation	35,829	0	0	0	78	0	717	0	35,191
Gloria Fund	24,883	0	0	500	230	6,000	153	13	19,447
Dr. Adriana Hayward Fund	33,376	0	0	631	303	5,000	209	17	29,084
The Peter and Jackie Henning Fund	313,892	124,023	0	4,899	2,889	56,625	1,952	168	386,958
Joseph and Elizabeth Heston Family Foundation	201,568	0	0	4,294	1,977	0	1,264	112	206,463
Hodges Family Fund	9,570	0	0	204	94	0	60	5	9,802
Chip Hooper Foundation	0	225,475	0	1,588	918	0	0	38	227,943
Kobrinsky Evans Family Fund	19,844	0	0	423	195	0	124	11	20,326
Jack and Patricia Kilmartin Fund	303,462	0	0	6,465	2,976	0	1,903	169	310,831
Phyllis Geer Krystal Fund -Distributable Portion	12,973	0	0	276	127	0	81	7	13,288
Barbara Paul and Tom LaFaille Fund	0	100,000	0	5,202	984	1,000	325	50	104,811
Lee-Alexander Family Fund	4,966	0	0	106	49	0	31	3	5,087
The Landreth Family Fund	2,287,649	0	0	48,765	22,400	15,000	12,727	1,273	2,329,814
Lehman Family Fund	0	24,405	0	93	114	0	0	7	24,604
Phyllis and Herbert Lister Temporary Fund	(65)	0	0	(0)	(0)	0	(66)	(0)	0
Mahoney/Peterson Family Func	211,735	0	0	0	465	3,000	1,322	0	207,878

COMMUNITY FOUNDATION FOR MONTEREY COUNTY			Changes in Fund Balances -- January 1 through June 30, 2016						
			Interfund			All Grants			
			Contrib'ns -	Investment	Interest &	& Pledges	Admin.	Other	Ending
Fund Name	Beg. Fund	Contrib'ns	Other Inc	Gain (Loss)	Dividends	Paid/Rec'd	Fees	Expenses	Fund Balance
Lenore and Dale Meyer Fund 2	1,296	0	0	27	8	1,300	8	1	22
Malcolm and Joanne Millard Fund #2	107	0	0	2	1	0	1	0	109
Mills Family Fund	11,090	0	0	236	109	0	70	6	11,359
Howard and Anne Morgens Fund	148,839	0	0	0	309	9,500	900	0	138,748
Anthony and Lary Lynn Muller Fund	395,534	0	0	7,714	3,733	25,000	2,426	213	379,342
Gilbert M. Neill Math Fund	1,551	0	0	0	(0)	0	500	0	1,050
Nepenthe/Phoenix Corporation Fund	152,736	0	0	0	324	4,696	3,055	0	145,309
Nonella Family Fund	4,966	1,250	0	125	55	0	31	3	6,362
Non-Point Source Projects Fund	121	0	0	0	15	0	0	0	136
F. Robert Nunes Family Fund	2,297,751	0	0	47,560	21,992	123,750	12,777	1,250	2,229,526
Oak Hill Charitable Fund	22,939	0	0	0	50	0	500	0	22,489
Mike and Mary Orradre Fund	709,418	0	0	15,114	6,957	0	4,448	395	726,646
The David and Lucile Packard Foundation Fund	1,338,872	0	0	0	2,643	580,575	26,777	0	734,163
Nicholas M. Pasculli Fund	0	1,250	0	0	0	0	0	0	1,250
Pass Thru Fund	13,612	27,036	0	8	0	37,044	500	0	3,112
Reese Family Fund	41,982	0	0	491	271	29,000	252	17	13,475
The Fred Rowden Memorial Fund	17,412	0	0	0	39	1,000	109	0	16,342
RSH Fund	838	0	0	0	2	0	5	0	835
Will and Mary Shaw Fund	167,249	0	0	3,563	1,640	0	1,049	93	171,310
Robert and Florence Slinger Fund #2	133,730	0	0	1,292	4,544	25,000	757	(937,409)	1,051,218
The Snorf Fund	92,502	0	0	1,941	877	7,500	580	51	87,189
The Fred Terman and Nan Borreson Fund	23,133	22,732	0	295	165	11,000	137	10	35,178
Peter and Anne Thorp Fund	20,846	33,661	0	52	32	9,500	500	0	44,591
The Alexander F. Victor Foundation	84,175	0	0	1,794	822	5,000	528	47	81,215
Mark R. Wendland Memorial Fund	8,762	0	0	0	8	5,500	500	0	2,770
Wiegand Family Foundation	10,392	0	0	0	22	0	500	0	9,914
Subtotal Nonendowed Donor Advised (72)	18,606,563	850,201	200,000	279,931	139,984	4,402,958	117,175	(960,180)	16,516,726
Special Programs									
The Monterey Experience Project Fund	100,308	0	0	0	221	0	0	0	100,529
College Futures Foundation Fund	0	92,000	0	0	0	0	0	0	92,000
Community Leadership Project #2	80,496	0	0	0	0	0	19,921	9,261	51,314
Community Leadership Project #3	481,500	0	0	0	0	0	10,943	0	470,557
Community Leadership Project - DeWitt	41,849	0	0	0	0	0	0	0	41,849
Center for Nonprofit Excellence #3	9,776	0	0	0	0	0	0	4,862	4,914
Center for Nonprofit Excellence #4	77,333	0	0	0	0	0	2,667	68	74,598
Girls Health Initiative	162,939	225,000	0	0	0	12,981	5,688	51,843	317,427
Pathways to Safety	11,972	0	0	0	0	0	0	250	11,722
Subtotal Special Programs (9)	966,173	317,000	0	0	221	12,981	39,218	66,285	1,164,911

COMMUNITY FOUNDATION FOR MONTEREY COUNTY			Changes in Fund Balances -- January 1 through June 30, 2016						
			Interfund			All Grants			
			Contrib'ns -	Investment	Interest &	& Pledges	Admin.	Other	Ending
Fund Name	Beg. Fund	Contrib'ns	Other Inc	Gain (Loss)	Dividends	Paid/Rec'd	Fees	Expenses	Fund Balance
Pledges, Bequests, & CRTs									
Maureen Bevelin CRT	472,446	0	0	0	0	0	0	0	472,446
Charitable Gift Annuities Fund	88,910	0	34,740	0	0	0	0	0	123,650
MC Gives Receivable	200,000	0	0	0	0	200,000	0	0	0
CRT Funds with CF as Trustee (Kaspick)	4,745,008	0	0	142,590	0	414,871	16,191	0	4,456,537
Estate of Claire E. Flagg	500,000	0	0	0	0	500,000	0	0	0
Ed & Terry Haber CRT	2,135,864	0	0	0	0	0	0	0	2,135,864
The Thomas Hart Hawley Unitrust	103,575	0	0	0	0	0	0	0	103,575
Joanne Millard CRT	163,169	0	0	0	0	0	0	0	163,169
College Futures Foundation Receivable	0	588,000	0	0	0	0	0	0	588,000
Paul E. Rochester CRT	323,932	0	0	83,063	0	406,995	0	0	0
Robert and June Sheppard Receivable	35,803	0	0	0	0	0	0	0	35,803
Estate of Anita Tarr Turk Fund for Breast Cancer Research	264,615	0	0	0	0	0	0	0	264,615
Women's Fund Receivable	50,000	0	0	0	0	25,000	0	0	25,000
Subtotal Future Assets (13)	9,083,321	588,000	34,740	225,654	0	1,546,866	16,191	0	8,368,658
GRAND TOTAL	150,580,788	4,094,467	3,336,091	3,333,454	1,478,022	8,474,568	1,143,622	1,561,889	151,642,744
Number of funds - 400									
Other Summary Information:									
Funds in the Main									
Investment Pool	119,140,884	2,017,281	1,624,726	2,827,870	1,330,699	2,275,325	966,470	617,864	123,081,800
Funds in Moneymarket									
Pool + Other Temp.	22,356,584	1,489,186	1,676,625	279,931	147,323	4,652,377	160,961	944,025	20,192,286
Pledges, Beq. CRTs	9,083,321	588,000	34,740	225,654	0	1,546,866	16,191	0	8,368,658
Total	150,580,788	4,094,467	3,336,091	3,333,454	1,478,022	8,474,568	1,143,622	1,561,889	151,642,744

COMMUNITY FOUNDATION FOR MONTEREY COUNTY
GRANTS PAYABLE - June 2016

NAME	FUND	AMOUNT	DUE
California State University, Humboldt - William Samples	Margaret and Seba Bronson Scholarship Fund	15,000	10/31/2016
California State University, Humboldt - William Samples	Margaret and Seba Bronson Scholarship Fund	15,000	10/31/2017
California State University, Humboldt - William Samples	Margaret and Seba Bronson Scholarship Fund	15,000	10/31/2018
California State University, Sacramento - Jennifer Casas	Margaret and Seba Bronson Scholarship Fund	15,000	10/31/2016
San Jose State University- Mirna Munoz	Margaret and Seba Bronson Scholarship Fund	15,000	2/28/2015
University of California Santa Barbara - Jonathan Huaracha	Margaret and Seba Bronson Scholarship Fund	5,000	10/31/2017
University of California Santa Barbara - Jonathan Huaracha	Margaret and Seba Bronson Scholarship Fund	5,000	10/31/2018
University of California Santa Barbara - Jonathan Huaracha	Margaret and Seba Bronson Scholarship Fund	5,000	10/31/2019
Carmel Little League	Carmel Realty Fund	500	5/13/2016
Josephine Kernes Memorial Pool	Katherine Curtis Springer Fibromyalgia and Chronic Fatigue Syndrome	50,000	3/1/2017
Josephine Kernes Memorial Pool	Katherine Curtis Springer Fibromyalgia and Chronic Fatigue Syndrome	50,000	3/1/2018
San Francisco State University - Josette Marsh	Hausdorf Family Scholarship Fund	2,000	10/31/2016
San Francisco State University - Josette Marsh	Hausdorf Family Scholarship Fund	2,000	10/31/2017
San Francisco State University - Josette Marsh	Hausdorf Family Scholarship Fund	2,000	10/31/2018
San Francisco State University - Sofie Sarlat	Hausdorf Family Scholarship Fund	6,000	2/28/2015
Future Citizens Foundation DBA The First Tee of Monterey	The Peter and Jackie Henning Fund	5,000	4/5/2017
Future Citizens Foundation DBA The First Tee of Monterey	The Peter and Jackie Henning Fund	5,000	4/5/2018
Future Citizens Foundation DBA The First Tee of Monterey	The Peter and Jackie Henning Fund	5,000	4/5/2019
Brigham Young University - Mitchell Barr	Kier Memorial Scholarship Fund	600	10/31/2016
The Environmental Justice Coalition for Water	Non-Point Source Projects Fund	10,325	1/15/2016
The Environmental Justice Coalition for Water	Non-Point Source Projects Fund	4,425	7/15/2016
The Environmental Justice Coalition for Water	Non-Point Source Projects Fund	8,850	7/1/2016
Alisal Center for the Fine Arts	Community Leadership Project #2	9,850	7/11/2015
Big Sur Health Center	Community Leadership Project #2	1,193	1/15/2016
Loaves, Fishes & Computers, Inc.	Community Leadership Project #2	7,386	1/15/2016
Sol Treasures	Community Leadership Project #2	13	1/15/2016
Village Project, Inc.	Community Leadership Project #2	511	1/15/2016

COMMUNITY FOUNDATION FOR MONTEREY COUNTY

GRANTS PAYABLE - June 2016

NAME	FUND	AMOUNT	DUE
University of Texas - George Paul Haugen	Richard Scott Reynolds Science &Technology Education Scholarship	1,000	8/1/2016
UCLA - Luis Gerardo Hernandez	The Harles R. Sarment College Endowment	5,000	2/28/2015
Hartnell College - Lizzeth Alvarez	The Harles R. Sarment College Endowment	5,000	12/11/2015
California State University, Long Beach - Amber Clark	Alan and Rita Shugart Scholarship Fund	1,000	10/31/2016
California State University, Long Beach - Amber Clark	Alan and Rita Shugart Scholarship Fund	1,000	10/31/2017
California State University, Long Beach - Amber Clark	Alan and Rita Shugart Scholarship Fund	1,000	10/31/2018
CSU Monterey Bay - Alexis Garcia Arrazola	Alan and Rita Shugart Scholarship Fund	1,000	10/31/2017
CSU Monterey Bay - Alexis Garcia Arrazola	Alan and Rita Shugart Scholarship Fund	1,000	10/31/2018
CSU Monterey Bay - Alexis Garcia Arrazola	Alan and Rita Shugart Scholarship Fund	1,000	10/31/2016
Monterey Penninsula College - Esteban Barjas	Alan and Rita Shugart Scholarship Fund	1,000	10/31/2017
Monterey Penninsula College - Esteban Barjas	Alan and Rita Shugart Scholarship Fund	1,000	10/31/2018
Monterey Penninsula College - Esteban Barjas	Alan and Rita Shugart Scholarship Fund	1,000	10/31/2019
Salvation Army - Monterey Peninsula Corps	Robert and Virginia Stanton fund	45,000	11/16/2016
Action Council	Women's Endowment Fund	75,000	12/19/2016
		<u>400,653</u>	

COMMUNITY FOUNDATION FOR MONTEREY COUNTY

GIFTS - June 2016

Donor	Gift Date	Gift Amount	Fund
Ms. Marie Hardy	6/1/2016	250	Monterey Public Library Fund
Ms. Carmen Herrera-Mansir	6/1/2016	100	Women's Fund Endowment
Mrs. Jane L. Weisser	6/2/2016	30	Carmel High School Class of 1952 Fund
Mr. & Mrs. William and Nancy Doolittle	6/2/2016	4,000	Fund for the Environment
Ms. Jennifer Ramirez-Dalton	6/2/2016	100	GHGH Scholarship Fund
Ms. Anna Foglia	6/2/2016	500	GHGH Scholarship Fund
Ms. Caroline Haskell	6/2/2016	50	GHGH Scholarship Fund
Carroll Family Charitable Foundation	6/2/2016	5,000	Sandy Loiacono Scholarship Fund
Ms. Joanne Webster	6/2/2016	105	Women's Fund Endowment
Dr. Jaime Schrabeck and Mr. Joel Johnson	6/3/2016	100	GHGH Scholarship Fund
Ms. Jayme Fields	6/6/2016	50	GHGH Scholarship Fund
Mr. Rex E. Adams	6/6/2016	500	The Fund for Homeless Women Non-Endowed Fund
Mr. & Mrs. Charles and Linda Page	6/6/2016	1,000	Operating Fund
True Leaf Farms, LLC	6/6/2016	25,000	Church Brothers-True Leaf Farms Scholarship Fund
Church Brothers LLC	6/6/2016	25,000	Church Brothers-True Leaf Farms Scholarship Fund
Ms. Randall Rolfe	6/6/2016	20	Women's Fund Endowment
Mr. Frederick W. Terman and Ms. Nan Borreson	6/7/2016	22,732	The Fred Terman and Nan Borreson Fund
Ms. Kay F. Sullivan	6/8/2016	250	GHGH Scholarship Fund
Ms. Julia B. Veitch	6/8/2016	1,000	The Fund for Homeless Women Non-Endowed Fund
Ms. Jane Ashley Lundy	6/8/2016	50	The Fund for Homeless Women Non-Endowed Fund
Mr. & Mrs. Brian and Sandra Berris	6/8/2016	1,000	Operating Fund
Catholic Daughters of the Americas Court St. Angela	6/9/2016	500	The Fund for Homeless Women Non-Endowed Fund
Ms. Janna Ottman	6/9/2016	20	The Fund for Homeless Women Non-Endowed Fund
Carmel Stamp and Coin	6/9/2016	25	Monterey Public Library Fund
Mr. & Mrs. George and Alice Yamanishi	6/9/2016	150	Monterey Public Library Fund
Ms. Karen Grant	6/9/2016	100	Monterey Public Library Fund

COMMUNITY FOUNDATION FOR MONTEREY COUNTY

GIFTS - June 2016

Rotary Club of Carmel-by-the-Sea	6/10/2016	3,100	Farrell/Allen Carmel Rotary Fund
Ms. Judith A. Tatelbaum	6/10/2016	500	The Fund for Homeless Women Non-Endowed Fund
Mr. Robert B. Sheppard	6/13/2016	4,500	Casa Amesti Garden and House Fund
Pebble Beach Company Foundation	6/13/2016	10,000	Central Coast Veterans Cemetery Foundation Stewardship Fund
YourCause, LLC Trustee for Chevron Matching Employee F	6/13/2016	900	Matthew Paul Finnigan Memorial Scholarship Fund
Pebble Beach Company Foundation	6/13/2016	4,000	GHGH Scholarship Fund
Mr. & Ms. Gerald and Geraldine Carnazzo	6/13/2016	100	The Fund for Homeless Women Non-Endowed Fund
Pacific Coast Church	6/14/2016	171	The Fund for Homeless Women Non-Endowed Fund
Ms. Karlen Poma	6/14/2016	100	The Fund for Homeless Women Non-Endowed Fund
Mr. & Mrs. William C. and Constance Dallmann	6/16/2016	77	The Fund for Homeless Women Non-Endowed Fund
Anonymous Donor	6/16/2016	17,689	Bonnie Hutcheon Scholarship Fund
Network for Good	6/17/2016	191	Matthew Paul Finnigan Memorial Scholarship Fund
Pebble Beach Company	6/20/2016	8,000	CHISPA Scholarship Fund
Pebble Beach Company	6/20/2016	108,129	Del Monte Forest Conservancy Fund
College Futures Foundation	6/20/2016	92,000	College Futures Foundation Fund
Mrs. Shaida Behnam	6/21/2016	100	Tularcitos Parent Teacher Organization Fund
Big Sur Land Trust	6/23/2016	50,000	Big Sur Land Trust Carmel River FREE Stewardship Fund
Mr. Stephen Lee Latasa	6/23/2016	40	King City Recreation Commission Forden Park Playground Fund
Behind the Scenes	6/23/2016	1,400	King City Recreation Commission Forden Park Playground Fund
Behind the Scenes	6/23/2016	1,400	King City Recreation Commission Forden Park Playground Fund
Benson Plumbing & Supplies	6/23/2016	250	King City Recreation Commission Forden Park Playground Fund
Mr. & Mrs. John and Deborah Norman	6/23/2016	100	King City Recreation Commission Forden Park Playground Fund
Mr. Humphreys & Ms. Hughes	6/23/2016	250	King City Recreation Commission Forden Park Playground Fund
Clark's Storeroom	6/23/2016	250	King City Recreation Commission Forden Park Playground Fund
Ms. Nita B. Caulk	6/23/2016	40	King City Recreation Commission Forden Park Playground Fund
Ms. Tiffany L. Singh	6/23/2016	100	King City Recreation Commission Forden Park Playground Fund
Mr. & Mrs. Scott and Jennifer Taylor	6/23/2016	20	King City Recreation Commission Forden Park Playground Fund

COMMUNITY FOUNDATION FOR MONTEREY COUNTY

GIFTS - June 2016

Mr. & Mrs. Burton and Cheryl Silva	6/23/2016	60	King City Recreation Commission Forden Park Playground Fund
Mr. & Mrs. Ricky Humphreys and Sharlene Hughes	6/23/2016	80	King City Recreation Commission Forden Park Playground Fund
Mrs. Geneva M. Eddington	6/23/2016	40	King City Recreation Commission Forden Park Playground Fund
Mr. & Mrs. Jose Trinidad Velasco	6/23/2016	20	King City Recreation Commission Forden Park Playground Fund
Mr. & Mrs. Gauer	6/23/2016	100	King City Recreation Commission Forden Park Playground Fund
Mr. & Mrs. Casa	6/23/2016	100	King City Recreation Commission Forden Park Playground Fund
Fresh Foods, INC.	6/23/2016	1,000	King City Recreation Commission Forden Park Playground Fund
Mr. & Mrs. Kosty	6/23/2016	20	King City Recreation Commission Forden Park Playground Fund
Rev. Michael E. Reid and Mr. Bill Robnett	6/23/2016	1,000	Gathering for Women Capital Campaign
Rev. Michael E. Reid and Mr. Bill Robnett	6/23/2016	1,000	The Fund for Homeless Women
Mr. John Duffy McSwiggin	6/23/2016	100	Chip Hooper Foundation
Mr. & Mrs. Peter and Jackie Henning	6/24/2016	124,023	The Peter and Jackie Henning Fund
Monterey Peninsula Foundation	6/24/2016	75,000	Girls Health Initiative
Leslie A. Cederquist	6/24/2016	300	Southern Monterey County Foundation
Anonymous Donor	6/24/2016	66,000	Women's Fund Endowment
Estate of Mrs. Robert Stanton	6/27/2016	4,342	General Endowment Fund of the Community Foundation
Ms. Florence B. Vonplaten	6/28/2016	250	The Fund for Homeless Women
United Way Monterey County	6/29/2016	20,000	Bright Futures Fund
Canepa Designs	6/29/2016	50,000	Friends of Laguna Seca Capital Campaign
Mr. & Mrs. Ross and Lauren Merrill	6/29/2016	50,000	Friends of Laguna Seca Capital Campaign
Mr. Jonathan Feiber	6/29/2016	50,000	Friends of Laguna Seca Capital Campaign
Ms Stephanie Morris	6/29/2016	10,000	Chip Hooper Foundation
Ms. Crystal A. Stevens	6/30/2016	25	Monica Abbott Scholarship Fund
Estate of Mrs. Robert Stanton	6/30/2016	208	General Endowment Fund of the Community Foundation
Estate of Mrs. Robert Stanton	6/30/2016	341	General Endowment Fund of the Community Foundation
Mr. & Mrs. William M. and Anita Kalpan	6/30/2016	100	The Fund for Homeless Women Non-Endowed Fund
Ms. Krista Hanni and Mr. Scott Davis	6/30/2016	50	Women's Fund Endowment

COMMUNITY FOUNDATION FOR MONTEREY COUNTY

GIFTS - June 2016

845,198

Interfund Gifts

Community Foundation for Monterey County	6/10/2016	14,240	General Endowment Fund of the Community Foundation
Community Foundation for Monterey County	6/10/2016	51,000	The Morse Foundation Scholarship Fund
Community Foundation for Monterey County	6/24/2016	<u>1,000</u>	The Morse Foundation Scholarship Fund
		66,240	

Total Gifts 911,438

Contribution & Bequest Receivable

	Date	Amount	Fund
College Futures Foundation	6/3/2016	<u>588,000</u>	College Futures Foundation Receivable
Total Receivables		<u><u>588,000</u></u>	

COMMUNITY FOUNDATION FOR MONTEREY COUNTY

GRANTS - June 2016

Grantee	Program Name	Granted	Date	Fund
Junior Achievement of Northern California	Youth Empowerment Program, volunteer delivered financial literacy curricula for elementary students	5,000	6/10/2016	The Fred Rowden Memorial Fund
Carmel Ideas Foundation	Student Programs, including the Student Ideas Festival and Festival 2 Schools	5,000	6/10/2016	The John & Mary Dawson Learning Fund
Museum Foundation of Pacific Grove, Inc.	Science Saturdays, a monthly free hands-on science and cultural discovery program	8,000	6/10/2016	Fund for the 21st Century
Life Is For Everyone, Inc.	an after school tutoring program in East Salinas for disadvantaged youth	12,000	6/10/2016	Marcia F. DeVoe Fund
HOPE Services	Spanish interpretation for early intervention services for children with developmental disabilities	5,500	6/10/2016	Stephen and Madeleine Conran Fund
KIDPOWER	Starting Strong, an early childhood education program for social/emotional development	10,000	6/10/2016	Irving R. and Helen G. Stuart Fund
Positive Discipline Community Resources	"Parenting for Strong Communities" Initiative, parent education and support for a respectful culture	10,000	6/10/2016	Fund for the 21st Century
Carmel Foundation	Programming and services for seniors	7,500	6/10/2016	Stephen and Madeleine Conran Fund
Episcopal Senior Communities Foundation	Emergency Funds program, one-time emergency financial support for low-income seniors in Salinas	10,000	6/10/2016	F. Robert Nunes Family Fund
Peace of Mind Dog Rescue	general operating support	1,033	6/10/2016	Pass Thru Fund
Forest Hill Manor	the music program	3,000	6/10/2016	Chris's Fund
Ave Maria Convalescent Hospital	the music program	5,000	6/10/2016	Chris's Fund
St. Mark's School of Texas	general operating support	1,736	6/10/2016	Paul Edward and Gay Delores Rochester Fund
Carmel Ideas Foundation	support of the Pebble Beach Authors and Ideas Festival	15,000	6/10/2016	The Landreth Family Fund
Meals on Wheels of the Monterey Peninsula	general operating support	1,000	6/10/2016	Ted Fehring Family/Carmel Host Lions Club #2
Carmel Foundation	general operating support	900	6/10/2016	Ted Fehring Family/Carmel Host Lions Club #2
Alliance on Aging	general operating support	900	6/10/2016	Ted Fehring Family/Carmel Host Lions Club #2
Legal Services for Seniors	general operating support	300	6/10/2016	Ted Fehring Family/Carmel Host Lions Club #2
Boys & Girls Clubs of Monterey County	Summer Success	1,000	6/10/2016	The Peter and Jackie Henning Fund
Carmel Bach Festival	the "Whiskey Barrel" raffle for the Carmel Bach Festival Gala Dinner	600	6/10/2016	The Peter and Jackie Henning Fund
Child Educational Center Caltech Jpl Community	general operating support	1,000	6/10/2016	Mahoney/Peterson Family Fund
Monterey Waves Baseball	Yitzhak Garcia for summer travel ball	1,000	6/10/2016	Anthony Nicholas Narigi Memorial Baseball Endowment
Monterey Waves Baseball	Cole Brushert	800	6/10/2016	Anthony Nicholas Narigi Memorial Baseball Endowment
Mr. Vincent T. Herring and Ms. Sheri A. Ruggeri-Herring	Cole Brushert	200	6/10/2016	Anthony Nicholas Narigi Memorial Baseball Endowment
Cypress Sports Gators Baseball Softball Academy	Brandon Dydasco for summer travel ball	1,000	6/10/2016	Anthony Nicholas Narigi Memorial Baseball Endowment
CSU Monterey Bay	Jacob Calderon	5,000	6/10/2016	The Morse Foundation Scholarship Fund
Monterey Peninsula College	Christine Cantillas	2,500	6/10/2016	The Morse Foundation Scholarship Fund
Warner Pacific College	Delilah Houck	1,000	6/10/2016	Monica Abbott Scholarship Fund
CSU Chico	Vanessa Retamoza	2,500	6/10/2016	GHGH Scholarship Fund
Monterey Peninsula College	Joanna Guerra	1,250	6/10/2016	GHGH Scholarship Fund
CSU Monterey Bay	Francisca Frieda Rios	2,500	6/10/2016	GHGH Scholarship Fund
Hartnell College -- Financial Aid	Jacqueline Guzman	1,250	6/10/2016	GHGH Scholarship Fund
Monterey Peninsula College	Jasmin Vargas	1,250	6/10/2016	GHGH Scholarship Fund
Hartnell College -- Financial Aid	Kayla Crocker	1,250	6/10/2016	GHGH Scholarship Fund
UC Davis Cashier's Office	Melanie Velasquez	2,000	6/10/2016	Joseph and Betty Spradling Scholarship Fund
UC Davis Cashier's Office	Megan Zoller	5,000	6/10/2016	The Morse Foundation Scholarship Fund

COMMUNITY FOUNDATION FOR MONTEREY COUNTY

GRANTS - June 2016

Grantee	Program Name	Granted	Date	Fund
Japanese American Citizens League of the Monterey Peninsula	a stewardship fund distribution for building maintenance	50,000	6/10/2016	Japanese American Citizens League of Monterey Peninsula Stewardship Fund
YWCA Monterey County	Financial Management and Literacy	5,000	6/10/2016	General Endowment - Opportunity Fund
Wahine Project	Lifeguard, Safety and Ocean Rescue Training for programs with youth	3,500	6/10/2016	General Endowment - Opportunity Fund
Sun Street Centers	50th anniversary planning phase	5,000	6/10/2016	General Endowment - Opportunity Fund
Everyone's Harvest - Cosecha Para Todos	coaching and training for board and new ED to implement strategic plan	3,825	6/10/2016	General Endowment - Opportunity Fund
Monterey County Pops!	general operating support	1,000	6/22/2016	Farrell/Allen Carmel Rotary Fund
SpectorDance	general operating support	1,000	6/22/2016	Farrell/Allen Carmel Rotary Fund
City of Monterey	operating support for Monterey Recreation, attn: Cindy Vierra	580	6/22/2016	Farrell/Allen Carmel Rotary Fund
Read to Me Project	general operating support	500	6/22/2016	Farrell/Allen Carmel Rotary Fund
Carl Cherry Center for the Arts	general operating support	750	6/22/2016	Farrell/Allen Carmel Rotary Fund
CASA Monterey County dba Voices for Children	general operating support	2,500	6/22/2016	Farrell/Allen Carmel Rotary Fund
Carmel Film Festival, Inc.	general operating support	1,000	6/22/2016	Farrell/Allen Carmel Rotary Fund
In the Heart of Silence	general operating support	5,000	6/24/2016	Gloria Fund
Salinas Steinbeck Rotary Club Foundation	Chinatown Sanitation	3,000	6/24/2016	Farrell/Allen/LaSalle Carmel Rotary Fund
Food Bank for Monterey County	general operating support	1,000	6/24/2016	Anthony and Lary Lynn Muller Fund
Friends of the Pacific Grove Library	general operating support	1,000	6/24/2016	Anthony and Lary Lynn Muller Fund
Community Hospital Foundation	general operating support	1,000	6/24/2016	Anthony and Lary Lynn Muller Fund
Scottish Fiddlers of California	needs as defined by the camp committees resolution	13,453	6/24/2016	Learning Opportunities Endowment Fund for Scottish Fiddlers of California
Monterey Peninsula Sunrise Rotary Foundation	the Project Helping Hand program through the 2016-2017 fiscal year	7,600	6/24/2016	Monterey Peninsula Sunrise Rotary Club Fund
Monterey Peninsula College	Chelsea Culbertson	1,000	6/24/2016	James Bliss & Annette Sward Forestry & Nursing Scholarship
Monterey Peninsula College	Elizabeth Veitenheimer	1,000	6/24/2016	James Bliss & Annette Sward Forestry & Nursing Scholarship
Monterey Peninsula College	Adriana Borrelli	1,000	6/24/2016	James Bliss & Annette Sward Forestry & Nursing Scholarship
Monterey Peninsula College	Jeannia Ryerson	1,000	6/24/2016	James Bliss & Annette Sward Forestry & Nursing Scholarship
Monterey Peninsula College	Lindsey Mauldin	1,000	6/24/2016	James Bliss & Annette Sward Forestry & Nursing Scholarship
Monterey Peninsula College	Einav Avital	1,000	6/24/2016	James Bliss & Annette Sward Forestry & Nursing Scholarship
Monterey Peninsula College	Julia Ferguson	1,000	6/24/2016	James Bliss & Annette Sward Forestry & Nursing Scholarship
Monterey Peninsula College	Elias Cruz	1,000	6/24/2016	James Bliss & Annette Sward Forestry & Nursing Scholarship
Hartnell College -- Financial Aid	Carly Cuevas	1,250	6/24/2016	GHGH Scholarship Fund
Monterey Peninsula College	Esteban Barajas	4,000	6/24/2016	Alan and Rita Shugart Scholarship Fund
Hartnell College -- Financial Aid	Angel Vasquez	750	6/24/2016	Wilbur H. and Maxine D. Stevens Scholarship Fund
	Adeline Martinez	2,500	6/24/2016	Church Brothers-True Leaf Farms Scholarship Fund
Fashion Insitute of Design & Merchandising - Los Angeles				
University of California Santa Cruz-Financial Aid Office	David Solorio Herrera	2,500	6/24/2016	Church Brothers-True Leaf Farms Scholarship Fund
University of California Santa Cruz-Financial Aid Office	Gabriela Neovith Rubio	2,500	6/24/2016	Church Brothers-True Leaf Farms Scholarship Fund
Gavilan College - Financial Aid	Michael Allen Yarbrough, Jr.	2,500	6/24/2016	Church Brothers-True Leaf Farms Scholarship Fund
Medical College of Wisconsin - Financial Aid	Oluwatosin Stephanie Adenuga	2,500	6/24/2016	Church Brothers-True Leaf Farms Scholarship Fund
Sonoma State University -- Financial Aid Office	Paola Lopez	2,500	6/24/2016	Church Brothers-True Leaf Farms Scholarship Fund
Cypress Sports Gators Baseball Softball Academy	Joey Pinto for the summer traveling team	650	6/24/2016	Anthony Nicholas Narigi Memorial Baseball Endowment
Alpha Project	Joey Pinto for incorporating sports skillwork into a weight-training program	350	6/24/2016	Anthony Nicholas Narigi Memorial Baseball Endowment
Universal Technical Institute - Sacramento Campus	Martin Zavala-Jacuinde	5,000	6/24/2016	The Morse Foundation Scholarship Fund

COMMUNITY FOUNDATION FOR MONTEREY COUNTY

GRANTS - June 2016

Grantee	Program Name	Granted	Date	Fund
Defense Language Institute Foundation	general operating support	10,000	6/24/2016	Howard and Karin Evans Fund
Lopez Community Land Trust	assistance with the publishing of the book, Bounty.	1,000	6/24/2016	Ramsey Shirk Fund
Nevada Museum of Art	the General Fund	2,500	6/24/2016	Harlan and Barbara Hall Fund
Lopez Island Family Resource Center	general operating support	3,000	6/24/2016	Ramsey Shirk Fund
OneOrlando Fund	in honor of Emily Reed and Allison Naylor	5,000	6/24/2016	The Alexander F. Victor Foundation
OneOrlando Fund	OneOrlando	500	6/24/2016	Buchalter/Adler Family Fund
OneOrlando Fund	OneOrlando	5,000	6/24/2016	Out Reach - A Fund for LGBT Life in Monterey County
Mountain Bike Mondays	mountain bicycle training, youth leadership development and parent-child engagement.	1,500	6/25/2016	General Endowment-NGP Grants
Ballet Folklorico Tapatio	dance instruction and community performances	4,000	6/25/2016	General Endowment-NGP Grants
Seaside Blade Runners	youth development through basketball training.	4,000	6/25/2016	General Endowment-NGP Grants
Gonzales Lions Club	back-to-school supplies for Fairview Middle School students in Gonzales.	4,000	6/25/2016	General Endowment-NGP Grants
Familias Caminando asi al el Exito	physical and mental health activities.	3,000	6/25/2016	General Endowment-NGP Grants
Castroville Midnighters Car Club	a college campus tour for North Monterey County youth.	2,500	6/25/2016	General Endowment-NGP Grants
African American HIV/AIDS Wellness Group	health awareness and HIV-AIDS prevention	1,800	6/25/2016	General Endowment-NGP Grants
	Korean music instruction and community performances.	3,000	6/25/2016	General Endowment-NGP Grants
Monsori Samulnori Band (Korean Traditional Percussion)				
Monterey County NAACP Youth Council	youth leadership training and annual youth summit expenses.	4,000	6/25/2016	General Endowment-NGP Grants
Semillas Project	nutrition education and food justice workshops.	2,960	6/25/2016	General Endowment-NGP Grants
LULAC Youth Council #2087	farmworker youth leadership training and community service projects	3,000	6/25/2016	General Endowment-NGP Grants
Korean Cultural Club	Korean culture, language, and dance instruction	2,000	6/25/2016	General Endowment-NGP Grants
Meals on Wheels of the Monterey Peninsula	general operating support	3,673	6/30/2016	Farrell/Allen/LaSalle Carmel Rotary Fund
City of Carmel-by-the-Sea	the City of Carmel's Centennial Sponsorship	15,000	6/30/2016	Farrell/Allen/LaSalle Carmel Rotary Fund
Mission Trails Regional Occupational Program	Joseph Christopher Newman	1,200	6/30/2016	Church Brothers-True Leaf Farms Scholarship Fund
		Total Grants	357,310	

Interfund Grants

Grantee	Program Name	Granted	Date	Fund
Community Foundation for Monterey County	MORSS to MORSE for Spring 2016 Scholarships	51,000	6/10/2016	The Morse Foundation Stewardship Fund
Community Foundation for Monterey County	GENNG to GEN	14,240	6/10/2016	General Endowment-NGP Grants
Community Foundation for Monterey County	LAFA to MORSE	1,000	6/24/2016	Barbara Paul and Tom LaFaille Fund
		Total Interfund Grants	66,240	

Total Grants 423,550

COMMUNITY FOUNDATION FOR MONTEREY COUNTY
SOURCES AND USES OF FUNDS
For the Six Months Ended June 30, 2016

Source of Funds		
Description	Total	% of
	Gifts	Total
Agency Contributions	1,180,633	28.13%
Bequests	186,760	4.45%
Board & Staff	4,990	0.12%
CFMC Annual Appeal	2,600	0.06%
Corporate Contributions	116,114	2.77%
Foundation Contributions	776,991	18.51%
Individual Contributions	1,286,293	30.65%
Monterey County Gives Campaign	0	0.00%
Memorial/Honor	23,410	0.56%
Newsletter/Annual Report Insert	100	0.00%
Returned Grants	0	0.00%
Special Project	588,000	14.01%
Women's Fund Lunch	31,006	0.74%
Sub-Total Contributions	4,196,897	
YE Agency Funds Adjustment	0	0.00%
YE Stewardship Funds Adjustment	0	0.00%
TOTAL	4,196,897	100.00%

Disbursement of Funds		
Description	Total	% of
Grants		Total
Affiliate Fund	0	0.00%
Awards	5,150	0.07%
Community Impact	73,000	0.92%
Donor Advised	4,694,172	59.28%
Board Discretionary	32,276	0.41%
Field of Interest	208,721	2.64%
Neighborhood Grants	35,760	0.45%
Opportunity	28,360	0.36%
Organizational Development	50,462	0.64%
Pass Through	27,044	0.34%
Restricted & Designated Agency Funds	1,091,671	13.79%
Scholarships	120,064	1.52%
Special Project	12,981	0.16%
Sub-Total Grants	6,379,661	80.57%
Grant Related Expenses	0	0.00%
General Operating	1,404,205	17.73%
Other Fund Expenses	157,685	1.99%
Prior period voided grants	(22,989)	-0.29%
YE Agency Funds Adjustment		0.00%
YE Stewardship Funds Adjustment		0.00%
TOTAL	7,918,562	100%

Allocation of Grant Funds Distributed				
by Region	% of		by Program Area	% of
	Total			Total
Big Sur	3.83%		Arts, Culture & Humanities	21.31%
Other County	2.30%		Education	17.56%
Countywide	40.76%		Environment & Animal Welfare	13.42%
Neighboring County	2.11%		Health (Individual & Community)	13.01%
Monterey Peninsula	21.49%		Human Services	23.16%
Multiple Areas	0.43%		International & Foreign Affairs	2.00%
North County	3.26%		Public & Community Benefit	9.04%
Salinas/Salinas Valley	13.09%		Recreation & Sports	0.00%
Seaside - Marina	2.70%		Religion-related	0.50%
South County	0.36%			100%
Outside CA	9.66%			
	100%			